

Steelers 95



Media Guide

***It Takes
A
Giant
To Make
Life
Simple.***

**GIANT
EAGLE**

1995 SCHEDULE

PRESEASON

Friday, August 4	at Buffalo Bills	7:30 p.m. WPXI
Sunday, August 13	GREEN BAY PACKERS	1:00 p.m. NBC
Saturday, August 19	at Tampa Bay Buccaneers	7:30 p.m. WPXI
Thursday, August 24	PHILADELPHIA EAGLES	8:00 p.m. ESPN

REGULAR SEASON

Sunday, September 3	DETROIT LIONS	1:00 p.m. FOX
Sunday, September 10	at Houston Oilers	1:00 p.m. NBC
Monday, September 18	at Miami Dolphins	9:00 p.m. ABC
Sunday, September 24	MINNESOTA VIKINGS	1:00 p.m. FOX
Sunday, October 1	SAN DIEGO CHARGERS	4:00 p.m. NBC
Sunday, October 8	at Jacksonville Jaguars	1:00 p.m. NBC
Sunday, October 15	BYE	
Thursday, October 19	CINCINNATI BENGALS	8:00 p.m. TNT
Sunday, October 29	JACKSONVILLE JAGUARS	1:00 p.m. NBC
Sunday, November 5	at Chicago Bears	4:00 p.m. NBC
Monday, November 13	CLEVELAND BROWNS	9:00 p.m. ABC
Sunday, November 19	at Cincinnati Bengals	1:00 p.m. NBC
Sunday, November 26	at Cleveland Browns	4:00 p.m. NBC
Sunday, December 3	HOUSTON OILERS	1:00 p.m. NBC
Sunday, December 10	at Los Angeles Raiders	4:00 p.m. NBC
Saturday, December 16	NEW ENGLAND PATRIOTS	12:30 p.m. NBC
Sunday, December 24	at Green Bay Packers	1:00 p.m. NBC

HOME GAMES IN CAPS

All Times are Pittsburgh Time

INDEX

BIOGRAPHIES

Assistant Coaches	10-16
Bill Cowher	7-9
Draft Choices, First Year Players, Free Agent Rookies	77-82
Scouting Staff	15-16
Training, Equipment & Video Staff	17-18
Veteran Players	19-76

HISTORY OF THE STEELERS

Assistant Coaches, All-Time	154
Drafts, All-Time (1936-95)	146-152
Game Summaries 1994 Week-By-Week	94-106
Hall of Fame Members	6
Head Coaches, All-Time	153
Individual Leaders, All-Time	126-127
Individual Leaders, Season-By-Season	128-131
Individual Records, All-Time	136-145
Individual Statistics, 1994	90-93
Last Time	133
Longest Plays	132
Overtime, Monday & Sunday Night Results	116
Postseason, Results	92-93
Preseason Results, 1965-1994	116
Pro Bowl Players	83
Regular Season Results, All-Time	109-115
Roster, All-Time	153-160
Team Records, All-Time	134-135
Team Statistics, 1994	89
Series Records vs. NFL Opponents	118-125

STEELERS IN 1995

Directory	2
Hotels on the Road	93
Pronunciations	43
1995 Training Camp Depth Chart	87
1995 Training Camp Roster	84-85

NATIONAL FOOTBALL LEAGUE

Results & Standings, 1994	88
---------------------------	----

MEDIA INFORMATION

CREDENTIALS: Requests for game credentials should be made in writing to Rob Boulware, Pittsburgh Steelers, 300 Stadium Circle, Pittsburgh, PA 15212, or by FAX at (412) 323-1393. Requests should be received one week prior to a home game.

WILL-CALL: The will-call window and media entrance are located on street level at Gate A. Both open 90 minutes prior to kickoff.

STEELERS ON THE INTERNET: <http://nflhome.com>

STEELERS DIRECTORY

ADMINISTRATION

DANIEL M. ROONEY
President
JOHN R. McGINLEY
Vice President
ARTHUR J. ROONEY JR.
Vice President
ARTHUR J. ROONEY II
Secretary and Counsel
CHARLES H. NOLL
Administration Advisor

FRONT OFFICE

JOE GORDON
Director of Communications
ROB BOULWARE
Media Relations Coordinator
RON MILLER
MR Assistant/Community Relations
LYNNE BALKOVEC MOLYNEAUX
Entertainment Manager
MIKE HAGAN
Controller
DAN FERENS
Assistant Controller
JIM ELLENBERGER
Assistant Controller
GERALDINE GLENN
Ticket Sales Manager
TIM CAREY
Merchandising Manager

OFFICE STAFF

BRIAN BONIFATE
MIA DAUDET
MARIANNE ESPEY
STACIE LAWRENCE
RENAE McNABB
MARY REGAN
CYD ROMAN
CONNIE ROSE
CAROLYN SCAIFE
ELLIE SHAM
BEVERLY ZAVODNI

MEDICAL STAFF

DR. RANDY BEATTY
Ophthalmologist
DR. JAMES P. BRADLEY
Physician, Orthopedic
DR. JOSEPH MAROON
Neurological Surgeon
DR. RICHARD RYDZE
Physician, M.D.
DR. ABRAHAM J. TWERSKI
Physician, Consultant
DR. ANTHONY P. YATES
Physician, M.D.

OFFICES

300 Stadium Circle
Pittsburgh, PA 15212
Telephone: 412-323-1200
FAX: 323-1393

TRAINING CAMP

St. Vincent College
Latrobe, PA 15650

Home Field: Three Rivers Stadium (59,600)

FOOTBALL OPERATIONS

TOM DONAHOE
Director of Football Operations

COACHING STAFF

BILL COWHER
Head Coach
BOBBY APRIL
Special Teams Coach
RON ERHARDT
Offensive Coordinator
CHAN GAILEY
Wide Receivers Coach
DICK HOAK
Running Backs Coach
PAT HODGSON
Tight Ends Coach
DICK LeBEAU
Defensive Coordinator
MARVIN LEWIS
Linebackers Coach
TIM LEWIS
Defensive Backs Coach
JOHN MITCHELL
Defensive Line Coach
KENT STEPHENSON
Offensive Line Coach

SCOUTING STAFF

TOM MODRAK
College Personnel Coordinator
CHARLES BAILEY
Pro Personnel Coordinator
MARK GORSCAK
BLESTO College Scout
PHIL KREIDLER
College Scout
BOB LANE
College Scout
MAX McCARTNEY
College Scout

TRAINING STAFF

JOHN NORWIG
Head Trainer
RICK BURKHOLDER
Assistant Trainer
CHET FUHRMAN
Conditioning Coordinator
ANTHONY PARISI
Equipment Manager
RODGERS FREYVOGEL
Field Manager
RICH BAKER
Field Assistant
BOB McCARTNEY
Video Coordinator
PAT DOLAN
Video Assistant
ANTHONY GRIGGS
Player Development
LOU SPANOS
Administrative Assistant
MIKE FABUS
BILL AMATUCCI
Photographers

HISTORY OF THE STEELERS

The fifth-oldest franchise in the NFL, the Steelers were founded on July 8, 1933 by Arthur Joseph Rooney. Originally named the Pittsburgh Pirates, they were a member of the Eastern Division of the ten-team NFL. The other four current NFL teams in existence at that time were the Chicago (Arizona) Cardinals, Green Bay Packers, Chicago Bears and New York Giants.

One of the great pioneers of the sports world, Art Rooney passed away on August 25, 1988 following a stroke at the age of 87. "The Chief," as he was affectionately known, is enshrined in the Pro Football Hall of Fame and is remembered as one of Pittsburgh's great people.

Born on January 27, 1901 in Coulterville, Pa., Art Rooney was the oldest of Daniel and Margaret Rooney's nine children. He grew up in Old Allegheny, now known as Pittsburgh's North Side, and until his death he still lived on the North Side just a short distance from Three Rivers Stadium.

Rooney attended St. Peter's Parochial School and Duquesne University Prep School. He studied collegiately at Indiana (Pa.) Normal, which is now Indiana University of Pennsylvania, as well as at Georgetown and Duquesne.

An exceptional all-around athlete, Rooney held middleweight and welterweight titles from the AAU Boxing Championships and was named to the U.S. Olympic Boxing Team in 1920, although he did not participate in the Olympic Games. He played minor league baseball from 1920-25 before a promising career was cut short by an arm injury. Rooney continued playing football for several semi-pro teams in the Pittsburgh area. He was married on June 11, 1931 to Kathleen McNulty, and the couple had five sons — Daniel, Art, Jr., Tim, John and Pat.

1930s After founding the Pirates in 1933, Rooney watched his club struggle through its first seven seasons with just 22 wins and five different head coaches. While home games were played at Forbes Field, Rooney often took his team to such cities as Johnstown, Latrobe, Youngstown, New Orleans, and Louisville in the 1930s due to competition with baseball and college football.

In 1938 Rooney signed Colorado All-America Byron "Whizzer" White to a \$15,800 contract, making White the first "big money" player in the NFL. White led the league in rushing that year and is one of the NFL's most illustrious alumni. He retired in 1993 after serving 31 years as a Justice of the United States Supreme Court.

1940s In 1940 Rooney changed the team name to the Pittsburgh Steelers, representing the heritage of Pittsburgh. The first winning record in the organization's history came in 1942 when head coach Walt Kiesling led the Steelers to a 7-4 finish with the league-leading rushing of rookie Bill Dudley. But the next year Dudley joined the Armed Forces along with many other NFL players as the nation went to war. With rosters depleted, Rooney merged the Steelers with the Philadelphia Eagles in 1943 (Phil-Pitt "Steagles") and with the Chicago Cardinals (Card-Pitt) in 1944.

Rooney hired legendary Pitt coach Jock Sutherland in 1946, and Dudley returned from the war to earn NFL MVP honors, leading the league in rushing, interceptions, and punt returns. Today, Dudley is a member of the Pro Football Hall of Fame.

Sutherland led the 1947 Steelers to an 8-4 record for a share of the Eastern division title, but they lost their first-ever postseason game, 21-0 to Philadelphia. Sutherland died suddenly the following spring while on a scouting trip.

1950s Succeeding Sutherland, John Michelosen was head coach for the 1948-51 seasons, compiling a 20-26-2 record. In 1952 Joe Bach returned for his second stint with the Steelers, having coached the team previously in 1935-36. The Steelers became the last team to abandon the single wing for the T-formation in 1952.

Bach resigned for health reasons following the 1954 season and was replaced by assistant coach Walt Kiesling, who had been the Steelers' head coach twice previously. Kiesling's three stints covered the 1939-40, 1941-44, and 1954-56 campaigns.

1960s Buddy Parker was named head coach in 1957 and over the next eight years he led the Steelers to five non-losing seasons. Hall of Fame quarterback Bobby Layne quarterbacked the team through three of those campaigns, leading the Steelers to a 9-5 mark and a playoff game vs. Detroit in 1962, which the Steelers lost 17-10. Parker completed his tenure with a 51-48-6 record and ranks second among all-time Steelers coaches for career wins.

Brief stints by Mike Nixon in 1965 and Bill Austin from 1966-68 preceded the hiring of the 37-year-old Noll on January 27, 1969. Noll began to rebuild the Steelers through the draft, starting with the defense when he selected defensive tackle Joe Greene with his first choice in 1969. Today Greene is a member of the Pro Football Hall of Fame.

1970s A 1-13 record in 1969 gave the Steelers the first overall choice in the 1970 draft, with which Noll addressed the offense by selecting quarterback Terry Bradshaw, another Hall of Famer, after the Steelers won the first selection by winning a coin toss with the Chicago Bears. Cornerback Mel Blount was added on the third round that year, followed by linebacker Jack Ham in 1971 and running back Franco Harris in 1972. In all, Noll drafted

six players who are now enshrined in the Hall of Fame including three in his first 20 picks and four of his first 38.

Two significant changes took place in 1970, when the Steelers moved from the NFL Century Division to the AFC Central with the merger of the American Football League and the NFL. The Steelers also moved into a new home as Three Rivers Stadium opened. Previously, the Steelers had played home games at Forbes Field from 1933-57 and at both Forbes Field and Pitt Stadium from 1958-63. From 1964-69 the Steelers played at Pitt Stadium until Three Rivers opened in 1970.

Gradual improvement in the early 1970s resulted in the team's first-ever division title in 1972 with an 11-3 record. In the first playoff game at Three Rivers the Steelers defeated the Oakland Raiders 13-7 with Franco Harris' "Immaculate Reception" in the final minute. Despite a 21-17 loss the following week to the undefeated Miami Dolphins, the Steelers had reached a new plateau.

It took 40 years for the Steelers to finally win their first division title, but over the next decade they achieved a level of success unprecedented in professional football.

In 1973 the Steelers won a wild card playoff berth with a 10-4 record. Oakland avenged their loss from the previous year, however, with a 33-14 defeat of the Steelers in the playoffs.

The Steelers won their first of six consecutive AFC Central titles in 1974 and marched past Buffalo (32-14) and Oakland (24-13) en route to their first Super Bowl appearance in Super Bowl IX. The fierce Pittsburgh defense led the way to a 16-6 victory vs. the Minnesota Vikings, and Art Rooney was presented the Vince Lombardi Trophy for the first time.

In 1975 the Steelers won 11 straight games to finish 12-2 and claim their second consecutive division crown. After defeating Baltimore (28-10) and Oakland (16-10) in the playoffs the Steelers became the third team in NFL history, joining Green Bay and Miami, to win back-to-back Super Bowls with a 21-17 win vs. the Dallas Cowboys in Super Bowl X.

The 1976 Steelers struggled in a 1-4 start before reeling off nine straight victories including five shutouts to win the division with a 10-4 mark. They defeated Baltimore 40-14 in the playoffs, but could not get past Oakland in a 24-7 loss after both starting running backs, Harris and Rocky Bleier, were injured. The following year the Steelers dropped a 34-21 decision to Denver in the playoffs after posting a 9-5 regular season record.

In 1978 the Steelers made history after a league-best 14-2 regular season and playoff wins vs. Denver (33-10) and Houston (34-5). Their 35-31 Super Bowl XIII win vs. Dallas made the Steelers the first team to win three Super Bowls.

Yet another standard was set the following year as the 1979 Steelers defeated the Los Angeles Rams 31-19 in Super Bowl XIV to make them the first team in history to win four Super Bowls and the only team to win back-to-back Super Bowls twice. The Super Bowl victory followed a 12-4 regular season and playoff wins vs. Miami (34-14) and Houston (27-13). With six consecutive AFC Central crowns, eight straight years of playoff appearances and four Super Bowl championships, the Steelers were tagged the "Team of the Decade" for the 1970s.

1980s As the 1980s opened the Steelers stumbled, failing to make the playoffs in 1980 and 1981 with records of 9-7 and 8-8.

In 1982 the Steelers celebrated the team's 50th anniversary by qualifying for the playoffs with a 6-3 finish in a strike-interrupted season. During the season an anniversary banquet was held to commemorate the team's first 50 seasons and to honor the Steelers' all-time team as selected by fan voting. Thousands of fans were attracted to Pittsburgh for a week of activities and exhibits before the anniversary season was ended by San Diego's 31-28 win in the playoffs. This would be the last playoff game at Three Rivers until the 1992 season, a span of 10 years.

The 1983 Steelers won their eighth division title with a 10-6 record, but fell in the postseason, 38-10 to the Raiders. The following year the Steelers won their ninth division crown and the team advanced to the AFC Championship game with a 24-17 playoff win at Denver. A 45-28 Miami assault in the AFC Championship game, however, prevented the Steelers from a fifth Super Bowl appearance.

The Steelers' streak of 13 consecutive non-losing seasons came to an end in 1985 with a 7-9 finish, followed by 6-10 in 1986. Playoff hopes remained alive in 1987 until the Steelers lost their last two games to finish 8-7.

In 1988 the team suffered through its worst campaign in 19 years with a 5-11 record. The next season got off to a similar start with losses of 51-0 and 41-10 in the first two games as the offense failed to score in the first month of the season. But the young team fought back to finish 9-7 and earn a wild card playoff berth on the season's final weekend. An exciting 26-23 overtime playoff win in Houston was followed by a heartbreaking 24-23 division playoff loss at Denver in which the Steelers led until the final minutes.

1990s A 9-7 finish in 1990 left the Steelers in a three-way tie for the AFC Central lead, but they were eliminated from playoff contention by a 2-4 division record. The 1991 team finished second in the division despite a 7-9 record, winning the last two games under Noll at home against the Cincinnati Bengals and Cleveland Browns.

On December 26, 1991 Noll announced his retirement from football after 39 consecutive seasons, the last 23 as the Steelers' head coach which made him one of only four men to coach the same team for 23 consecutive years. He left as the fifth-winningest coach in NFL history with an overall record of 209-156-1, and as the only coach to win four Super Bowls. Noll was rewarded in 1993 with his election to the Hall of Fame in his first year of eligibility.

A new era began in 1992 with the retirement of Noll and the arrival of Bill Cowher, the National Football League's second-youngest head coach. The first season of the new era saw the Steelers win the AFC Central division crown for the first time since 1984 with an 11-5 record. While the team enjoyed newfound success, Cowher was recognized by the Associated Press as the NFL's coach of the year and six Steelers played in the Pro Bowl, the most in more than a decade.

Under Cowher the Steelers became the first AFC team since the 1970 merger to claim its tenth division title. Their 11-5 record equalled the best in the conference and gave the Steelers the home field throughout the playoffs, but in the first postseason game at Three Rivers in exactly 10 years the Steelers were defeated by eventual AFC champion Buffalo, 24-3.

In 1993, the Steelers earned a wild card playoff berth, marking their first consecutive playoff appearances since the 1983-84 seasons. A 9-7 record was good for second place in the division, but the season ended in a 27-24 overtime loss to Kansas City in the wild card round of the postseason.

The 1994 Steelers won seven of their final eight regular-season games for their strongest finish since 1978. They captured their third division title in three years with the AFC's best record of 12-4. After a 29-9 victory over the Cleveland Browns in the first round of the playoffs, Pittsburgh hosted their first AFC Championship game since 1984. The game went down to the wire and the Steelers lost to the San Diego Chargers, 17-13.

Steelers founder Art Rooney, who was inducted into the Pro Football Hall of Fame in 1964, had begun by that time to turn over much of the operation of the Steelers to his oldest son, Dan. A decade later, after having worked in every area of the organization since 1955, Dan Rooney was named president of the Steelers in 1975. Now in his 38th year in the organization, he is one of the most active NFL owners and one of Pittsburgh's most involved executives in civic affairs.

Among his community activities, Dan Rooney is a board member for The United Way of America, The American Ireland Fund, The American Diabetes Association, Presbyterian University Hospital, The Pittsburgh History and Landmarks Foundation, and Duquesne University.

Dan Rooney has also been a member of several NFL committees over the past 20 years. He has served on the board of directors for the NFL Trust Fund, NFL Films, and the Scheduling Committee. He was appointed chairman of the Expansion Committee in 1973, which considered new franchise locations and directed the addition of Seattle and Tampa Bay as expansion teams in 1976.

In 1976 Rooney was also named chairman of the Negotiating Committee, and in 1982 he contributed to the negotiations for the Collective Bargaining Agreement for the NFL and the Players' Association. He again played a key role in the labor agreement reached between NFL owners and players in 1993.

Rooney is currently a member of the eight-person Management Council Executive Committee, the Hall of Fame Committee, and the NFL Properties Executive Committee.

Daniel M. Rooney was born on Pittsburgh's North Side on July 20, 1932. He is a 1950 graduate of North Catholic High School, where he played quarterback on the varsity football team. He went on to graduate from Duquesne University in 1955 with a bachelor of arts degree in accounting. Dan and his wife Patricia live on the North Side.

STEELERS BY THE DECADES

	Regular Season	Post Season	Overall	Pct.
1933-1939	22-55-3	—	22-55-3	294
1940-1949	40-64-6	0-1	40-65-6	387
1950-1959	54-63-3	—	54-63-3	463
1960-1969	46-85-7	0-1	46-86-7	356
1970-1979	99-44-1	14-4	113-48-1	701
1980-1989	77-75-0	2-4	79-79-0	500
1990-1994	48-32-0	1-3	49-35-0	583
Totals	386-417-20	17-13	403-431-20	484

PITTSBURGH STEELERS IN HALL OF FAME

ARTHUR J. ROONEY, Founder, President, and Chairman of the Board (1933-1988). Elected in 1964.

BERT BELL, Co-owner (1941-1946). Elected in 1963.

JOHNNY 'BLOOD' McNALLY, Player (1934, 1937-1939), Coach (1937-1939). Elected in 1963.

BILL DUDLEY, Player (1942, 1945-1946). Elected in 1966.

WALT KIESLING, Player (1937-1938), Coach (1939-1944, 1949-1961). Elected in 1966.

BOBBY LAYNE, Player (1958-1962). Elected in 1967.

ERNE STAUTNER, Player (1950-1963). Elected in 1969.

JOE GREENE, Player (1969-1981), Coach (1987-1991). Elected in 1987.

JOHN HENRY JOHNSON, Player, (1960-1965). Elected in 1987.

JACK HAM, Player (1971-1982). Elected in 1988.

MEL BLOUNT, Player (1970-1983). Elected in 1989.

TERRY BRADSHAW, Player (1970-1983). Elected in 1989.

FRANCO HARRIS, Player (1972-1983). Elected in 1990.

JACK LAMBERT, Player (1974-1984). Elected in 1990.

CHUCK NOLL, Coach (1969-1991). Elected in 1993.

Eligibility of Steelers' other potential Hall of Famers:

L.C. GREENWOOD, DONNIE SHELL, JOHN STALLWORTH,

LYNN SWANN — Currently Eligible **MIKE WEBSTER** - 1996

Note: Other Hall of Famers who spent part of their careers with the Steelers include **CAL HUBBARD** (Player 1936, elected 1963), **MARION MOTLEY** (Player 1955, elected 1968), **EARLE (GREASY) NEALE** (Coach 1943, elected 1969), **BILL HEWITT** (Player 1943, elected 1971), and **LEN DAWSON** (Player 1957-1959, elected 1987).

STEELERS ATTENDANCE AT THREE RIVERS

1970 — 318,698 (45,528)	1983 — 462,587 (57,823)
1971 — 323,812 (46,259)	1984 — 447,288 (55,911)
1972 — 340,549 (48,650)	1985 — 436,069 (54,509)
1973 — 377,640 (47,205)	1986 — 414,937 (51,867)
1974 — 325,457 (46,494)	1987 — 353,402 (50,486)
1975 — 341,205 (46,744)	1988 — 396,044 (49,506)
1976 — 330,620 (47,231)	1989 — 383,494 (47,937)
1977 — 337,156 (48,165)	1990 — 434,769 (54,346)
1978 — 380,258 (47,532)	1991 — 406,935 (50,867)
1979 — 391,931 (48,991)	1992 — 427,282 (53,410)
1980 — 424,106 (53,013)	1993 — 440,927 (55,116)
1981 — 420,964 (52,621)	1994 — 461,272 (57,659)
1982 — 208,890 (52,223)	


The Steelers' single game regular season home attendance record is 60,808 established December 18, 1994 vs. Cleveland. The single-game postseason mark is 61,545 vs. San Diego on January 15, 1995.

TOP 10 CROWDS AT THREE RIVERS STADIUM

1. 61,545 Jan. 15, 1995 vs. San Diego*	6. 59,541 Sept. 30, 1985 vs. Cincinnati
2. 60,808 Dec. 18, 1994 vs. Cleveland	7. 59,293 Nov. 24, 1985 vs. Washington
3. 60,407 Jan. 9, 1993 vs. Buffalo*	8. 59,263 Oct. 16, 1983 vs. Cleveland
4. 60,265 Nov. 15, 1993 vs. Buffalo	9. 59,148 Nov. 20, 1994 vs. Miami
5. 60,156 Sept. 4, 1994 vs. Dallas	10. 59,103 Oct. 7, 1984 vs. Miami

*Postseason

STEELERS COACHES



BILL COWHER

Head Coach

Bill Cowher completed his third NFL season as head coach of the Steelers the same way his first began — by bringing the AFC Central title to Pittsburgh. Along the way, the Steelers posted 12 wins in a season for only the fourth time in team history and captured their second division title in three years with the AFC's best record. In doing so, Cowher became just the sixth NFL head coach to guide his team to the playoffs in his first three seasons. Under Cowher, the Steelers have won 32 games and made playoff appearances in three consecutive seasons for the first time since 1982-84. Only seven NFL coaches have earned 32 or more victories in their first three seasons as a head coach.

Cowher was introduced as the Steelers' head coach on January 21, 1992, 26 days after the retirement of Hall of Fame coach Chuck Noll. At the age of 34, Cowher was two years younger than Noll was upon becoming the Steelers' head coach in 1969.

A Pittsburgh-area native, the 38-year-old Cowher returned to his hometown following seven years as an assistant under Marty Schottenheimer in Cleveland and Kansas City. His appointment as the Steelers' head coach immediately followed a three-year stint as defensive coordinator and linebackers coach for the Chiefs.

Cowher has 15 years of NFL experience, including five as a player, seven as an assistant coach and three as a head coach. In his first 10 years of coaching, Cowher has never been associated with a team that posted a losing record. In fact, in nine of the 10 seasons he has been a coach, Cowher's team has advanced to the playoffs.

Under Cowher the Steelers won their first NFL rushing title since 1976 with an average of 136 yards per game in 1994. The defense improved from 22nd in 1991 to an overall ranking of second this season. The Steelers also established a new team record with a league-leading 55 sacks. During Cowher's

first two seasons, the team posted a +11 turnover ratio each year to rank second and third in the league in that category. In 1994, they led the NFL with a +14 ratio. During Cowher's tenure, the Steelers have never ranked lower than third in the AFC for time of possession or rushing.

Defensively the Steelers posted a league-leading 43 takeaways in 1992 followed by 38 in 1993 and 31 in 1994. In 1994, only one team allowed fewer touchdowns or points per game, and they ranked no worse than second in eight of the 17 defensive categories.

In his first year as head coach, Cowher was selected the 1992 National Football League's Coach of the Year by the Associated Press and The Sporting News. Cowher was also named Pittsburgh's Man of the Year in Sports by the Dapper Dan Club. He directed the Steelers to their first AFC Central division crown in eight years with an 11-5 record, which was the team's best mark since they last won a Super Bowl in 1979. One of four AFC teams to win 11 games in 1992, the Steelers shared the best record in the conference as Cowher became one of only 12 coaches in NFL history to win 11 games in his first season as head coach.

The 1993 Steelers got off to a slow start at 0-2, but six wins in the next seven games brought the team to a 6-3 mark and first place in the AFC Central division. On the final weekend of the regular season the Steelers claimed the final AFC wild card berth after winning three of the last five games. Offensively the team finished with the exact same AFC rankings as the previous year, but it improved from 21st to 13th in NFL passing rankings. The defense jumped from eighth to first in AFC total defense rankings, and from 17th to third in NFL run defense.

In three seasons under Cowher, six Steelers have been chosen for the AFC Pro Bowl squad each year, the most in consecutive seasons since the 1978-79 NFL seasons.

Cowher began his coaching career in 1985 with the Cleveland Browns. At age 28 he was the league's second-youngest assistant coach. He served on Schottenheimer's staff as the Browns' special teams coach in 1985-86 and secondary coach in 1987-88. As secondary coach, Cowher saw his 1987 group make 23 interceptions to tie for third in the AFC, while in 1988 the Cleveland defense ranked fourth overall in the conference. The following year Cowher went with Schottenheimer to the Kansas City coaching staff.

In 1989, Cowher's first season as a 32-year-old defensive coordinator, the Kansas City defense led the AFC and ranked second in the NFL in total defense. The following year the unit led the league in three categories with 60 sacks, 25 fumbles recovered and 45 takeaways. In 1991 the Chiefs ranked third in the conference and fifth overall in the NFL en route to a 10-6 finish and a wild card playoff berth.

A former linebacker and special teams standout, Cowher enjoyed a five-year NFL playing career with the Browns (1980-82) and the Philadelphia Eagles

BILL COWHER'S COACHING CAREER

Year	Team	Record	Position
1985	Cleveland Browns	8-8*	Special Teams Coach
1986	Cleveland Browns	12-4*	Special Teams Coach
1987	Cleveland Browns	10-5*	Secondary Coach
1988	Cleveland Browns	10-6*	Secondary Coach
1989	Kansas City Chiefs	8-7-1	Defensive Coordinator/LBs Coach
1990	Kansas City Chiefs	11-5*	Defensive Coordinator/LBs Coach
1991	Kansas City Chiefs	10-6*	Defensive Coordinator/LBs Coach
1992	Pittsburgh Steelers	11-5*	Head Coach
1993	Pittsburgh Steelers	9-7*	Head Coach
1994	Pittsburgh Steelers	12-4*	Head Coach

*Team earned playoff berth

THE STEELERS UNDER COWHER

Regular Season

	Won	Lost	Tied	Pct.	Finish
1992	11	5	0	.688	AFC Central Champion
1993	9	7	0	.563	2nd, AFC Central (wild card)
1994	12	4	0	.750	AFC Central Champion
Totals	32	16	0	.667	

Post Season

	Won	Lost	Pct.	Finish
1992	0	1	.000	Lost in divisional round
1993	0	1	.000	Lost in wild card round
1994	1	1	.500	Lost in Championship game
Totals	1	2	.333	

(1983-84). He signed with Philadelphia in 1979 as an undrafted free agent rookie, but was the last linebacker waived in training camp after playing in three preseason games. The following year he signed with Cleveland and earned a roster spot, playing in all 16 games including two starts at inside linebacker.

Cowher sat out the 1981 campaign after suffering a season-ending knee injury in the third preseason game. Returning in 1982 as special teams captain, he started at outside linebacker in two games while playing in all nine contests.

Cowher was traded to Philadelphia prior to the start of the 1983 season (Aug. 21) for a ninth-round draft pick. He was selected the Eagles' most valuable special teams player that year and played in all 16 games. In 1984 a knee injury kept him out of all but four games and ended his career as a player. Cowher returned to Cleveland the following season and began his coaching career as a member of Schottenheimer's Browns staff.

Cowher grew up in the Crafton area west of Pittsburgh. He is a 1975 graduate of Carlynton High School, where he excelled in football, basketball and track. He was selected honorable mention all-state in football as a senior before moving on to North Carolina State, where he earned four letters and was a three-year starter at linebacker. As a senior in 1978 Cowher was selected the team's captain as well as most valuable player after leading the defense in tackles for the second straight year. He also received the 1978 Cary Brewbaker Award as the school's outstanding defensive lineman as selected by the coaching staff. In 1979 Cowher was graduated with a bachelor of science degree in education.

William Laird Cowher was born in Pittsburgh on May 8, 1957. It was at North Carolina State that Cowher met his wife, Kaye. Also a graduate of North Carolina State, Kaye and her twin sister Faye played professional basketball for the New York Stars of the Women's Professional Basketball League. The Cowhers have three daughters — Meagan Lyn (9), Lauren Marie (7), and Lindsay Morgan (4).

COACHES AFTER THREE SEASONS

NFL coaches with the most regular-season wins after three seasons during their first NFL head coaching assignment.

Coach	Team	Record	Seasons
Paul Brown	Cleveland Browns	38-3-1	1946-48
George Seifert*	San Francisco 49ers	38-10	1989-91
Chuck Knox	Los Angeles Rams	34-8	1973-75
Allie Sherman	New York Giants	33-8-1	1961-63
John Rauch	Oakland Raiders	33-8-1	1966-68
Red Miller	Denver Broncos	32-14	1977-79
Bill Cowher*	Pittsburgh Steelers	32-16	1992-94

*Active

WHERE THE STEELERS FINISHED (1970-94)

Year	Record	Finish
1970	5-9	3rd in AFC Central
1971	6-8	2nd in AFC Central
1972	11-3	AFC Central Champion (1)
1973	10-4	2nd in AFC Central (WC)*
1974	10-3-1	AFC Central Champion (2)
1975	12-2	AFC Central Champion (3)
1976	10-4	AFC Central Champion (4)
1977	9-5	AFC Central Champion (5)
1978	14-2	AFC Central Champion (6)
1979	12-4	AFC Central Champion (7)
1980	9-7	3rd in AFC Central
1981	8-8	2nd in AFC Central
1982	6-3	4th in AFC Tournament (WC)*
1983	10-6	AFC Central Champion (8)
1984	9-7	AFC Central Champion (9)
1985	7-9	3rd in AFC Central
1986	6-10	3rd in AFC Central
1987	8-7	3rd in AFC Central
1988	5-11	4th in AFC Central
1989	9-7	3rd in AFC Central (WC)*
1990	9-7	3rd in AFC Central
1991	7-9	2nd in AFC Central
1992	11-5	AFC Central Champion (10)
1993	9-7	2nd in AFC Central (WC)*
1994	12-4	AFC Central Champion (11)

*Earned Wild Card playoff berth



BOBBY APRIL
Special Teams Coach

Bobby April is in his second year as special teams coach, since joining the Steelers on January 24, 1994. Now in his fifth NFL season, April came to the Steelers following three seasons as special teams/tight ends coach for the Atlanta Falcons. April, 42, is in his 20th year in coaching including 12 at the college level.

Under April the Steelers' punt coverage team ranked fourth in the NFL and was one of only six teams to allow fewer than seven yards per punt return. The Steelers ranked 10th in net punting average and led the league with 35 punts placed inside the 20. The return unit had its highest punt return average since 1992 and the returned six kicks of 30 yards or more.

While in Atlanta (1991-93) April's special teams became the only NFL team to score a kickoff return-touchdown in each season. The unit blocked seven kicks in 1991, his first season, and in 1992 it posted the NFL's lowest field goal rate allowed in addition to having six kickoff returns of 50 yards or more.

April's coaching career began at his hometown high school in Chalmette, La., where he coached from 1976-77. April served one season (1978) as a graduate assistant at the University of Southern Mississippi, before moving on to Tulane in 1979. He then spent eight years at Arizona (1980-86) coaching the defensive line and secondary as well as coordinating the kicking game.

In 1987 April began a four-year stint at Southern California (1987-90), where he served as secondary coach and kicking game coordinator.

In 1991 April moved to the NFL with the Falcons, spending three seasons coaching the special teams and tight ends.

April attended Nicholls State, where he played defensive end and linebacker from 1972-75 and graduated in 1976 with a degree in physical education. He later earned a master's degree in athletic administration from Southern Mississippi in 1983.

Bobby was born on April 15, 1953 in New Orleans and grew up in Chalmette, Louisiana. He and his wife Charlene have five children — son Bobby (13) and daughters Julie (12), Jamie Lee (9), Angela (6) and Jaclyn (3).



RON ERHARDT
Offensive Coordinator

Ron Erhardt is in his 39th year of coaching and his fourth as the Steelers' offensive coordinator. He came to the Steelers after ten years with the New York Giants where he served as offensive coordinator from 1982-90 and assistant head coach in 1991.

Under Erhardt the 1994 Steelers captured their first rushing title since 1976 and threw for only nine interceptions to tie Seattle for the league low. The Steelers' are the only NFL team to rush for more than 2,000 yards every season since 1992.

Erhardt's 38-year coaching career has included two Super Bowl (XXI and XXV) wins, two College Division national championships and a high school state championship.

Erhardt, 64, began his coaching career at Williston (North Dakota) High in 1956 followed by six years as head coach at St. Mary's and Bishop Ryan High Schools, where he posted a 45-9-2 record as a head coach and had an undefeated state champion team.

In 1963 Erhardt moved to North Dakota State (1963-72). He was a head coach from 1966-72, compiling a 62-7-1 record including two consecutive College Division national championships. His .884 winning percentage makes him one of the winningest coaches ever in the College Division.

Erhardt joined the NFL in 1973 as offensive backfield coach for the New England Patriots. He was offensive coordinator in 1977-78 and head coach from 1979-81. Erhardt had records of 9-7 and 10-6 in his first two seasons as head coach.

Erhardt was an all-conference quarterback for Jamestown College in North Dakota, also lettering in baseball and basketball. He graduated in 1953 with a bachelor's degree in business and physical education.

After college Erhardt served three years in the military. He received his master's degree in physical education and science from Colorado in 1963.

Ron was born on February 27, 1931 in Mandan, North Dakota. He and his wife Anita have four children — Jan, Rob, Jim, and Jill.



CHAN GAILEY
Wide Receivers Coach

Chan Gailey is in his second season as the Steelers' wide receivers coach, his eighth in the NFL and his 20th year in coaching. He joined the Steelers on January 24, 1994 following one season as head coach at Samford University in Birmingham, Alabama in 1993.

Under Gailey, the Steelers' young receivers have blossomed and gained confidence. Andre Hastings and Yancey Thigpen posted career highs. Charles Johnson led all Steelers receivers with 38 catches to rank fourth among NFL rookies. The receivers corp accounted for 10 touchdowns in 1994, the most since Pro Bowlers Louis Lipps and John Stallworth led the receivers to 10 in 1986.

The 43-year-old Gailey spent six seasons as an assistant coach with the Denver Broncos (1985-90). He was Denver's offensive coordinator/wide receivers coach (1989-90). During Gailey's six seasons the Broncos won three AFC Championships and played in Super Bowls XXI, XXII and XXIV.

Gailey was a graduate assistant at Florida in 1974-75. He began his coaching career as defensive backfield coach at Troy State (1976-78), followed by four years at Air Force (1979-82) which included the last two seasons as defensive coordinator.

Gailey returned to Troy State as head coach for the 1983 and 1984 seasons. His 1984 team won the NCAA Division II national championship and he was honored as conference coach of the year.

After leaving the Broncos, Gailey was named head coach of the World League's Birmingham Fire in 1991 and 1992. He led his teams to 5-5 and 7-2-1 records and joined the Barcelona Dragons as the only two World League teams to earn a playoff berth in both years of World League play.

Gailey played quarterback for Florida from 1970-73 and received a bachelor's degree in physical education in 1974.

Chan was born in Gainesville, Georgia on January 5, 1952. He and his wife Laurie have two sons, Tate (19) and Andrew (15).



DICK HOAK
Running Backs Coach

Dick Hoak, the longest tenured coach in Steelers history, is in his 34th year with the Steelers and his 24th consecutive as a Steelers assistant coach. He served as offensive backfield coach for 20 seasons under Chuck Noll before being named running backs coach by Bill Cowher on January 27, 1992 as the only coach retained from the previous Steelers staff.

Since 1992, the Steelers' ground attack has averaged 132.1 yards a game and rushed for 2,000 or more yards each season. With Hoak's guidance, Bam Morris (third among NFL rookies with 836 yards) and Barry Foster (851 yards) helped to pace the 1994 Steelers to their first rushing title since 1976.

Hoak, 55, joined the Steelers' staff in 1972 under Noll after one year of coaching high school football and just two years after retiring from an outstanding playing career for the Steelers.

The Steelers' seventh round draft choice out of Penn State in 1961, Hoak spent 10 seasons in the Pittsburgh backfield. He led the Steelers in rushing three times (1965, 1968, 1969) and played in one Pro Bowl (1969) after ranking fourth in the NFL in 1968 with 858 rushing yards.

When he retired following the 1970 season Hoak had gained 3,965 rushing yards, to rank second in team history and today stands fourth behind Hall of Famers Franco Harris and John Henry Johnson, and Frank Pollard.

Hoak also currently ranks ninth in Steelers history for career touchdowns with 33, is tied at fourth in rushing touchdowns with 25, and second in rushing attempts with 1,132. In addition to his rushing total, Hoak made 146 receptions for 1,452 yards and eight touchdowns in his career.

As a standout running back and quarterback for Penn State from 1958-60, Hoak was named his team's MVP as a senior. He graduated in 1961 with a bachelor's degree in social studies.

Dick was born on December 8, 1939 in Jeannette, Pennsylvania. He and his wife Lynn have three children—daughters Kelly and Katie and son Richard. The Hoaks live in Greensburg.



PAT HODGSON
Tight Ends Coach

Pat Hodgson is in his fourth year of coaching the Steelers' tight ends since joining the staff on February 3, 1992. Now in his 25th year of coaching and his 14th in the NFL, Hodgson spent 11 seasons coaching in the college ranks prior to moving to the NFL in 1978.

In 1994, the tight ends played a key role as blockers in the NFL's leading rushing attack. With the departure of Eric Green, Hodgson will guide one of the Steelers' most diverse groups, from 11-year veteran Jonathan Hayes to 1995 first-round selection Mark Bruener. Excluding Hayes, the tight ends average just two years of NFL experience.

A former NFL tight end himself, Hodgson spent two years as a player with the Washington Redskins (1966) and Minnesota Vikings (1967). He began his coaching career the following year and coached at Georgia (1968-70, 1972-77), Florida State (1971), and Texas Tech (1978).

In 1978 Hodgson returned to the NFL as receivers coach for the San Diego Chargers. He then coached the New York Giants' tight ends from 1979-87, during which time Hodgson worked with offensive coordinator Ron Erhardt. That span also included the Giants' win in Super Bowl XXI.

Hodgson, 51, returned to coaching in 1992 after four years away from football. After leaving the Giants following the 1987 season he worked as the director of marketing for Richard A. Stevens, a construction management firm in Whippany, New Jersey.

Hodgson played tight end from 1963-65 at Georgia, where he was the team MVP, co-captain, and honorable mention All-America in 1965.

An All-SEC selection in both 1963 and 1965, Hodgson graduated with a B.B.A. degree in general business in 1966.

Pat was born on January 30, 1944 in Columbus, Georgia. He and his wife Mary Ann have two sons — Pat, Jr. and Chris.



DICK LeBEAU
Defensive Coordinator

Dick LeBeau was named defensive coordinator January 25 of this year, after spending the previous three seasons coaching the defensive backs.

LeBeau is in his 37th NFL season and his 23rd in coaching. He was named defensive backs coach on February 7, 1992 following 12 years with the Cincinnati Bengals, the last eight as defensive coordinator.

During his three seasons as defensive backs coach, the Steelers have had one of the NFL's lowest opponent passer ratings including a 65.6 rating in 1994 to rank second in the NFL. The defense ranked third in pass defense and fourth in opponent completion percentage (52.6).

LeBeau spent his first 14 NFL seasons as a cornerback for the Detroit Lions. After being drafted by the Cleveland Browns in the fifth round in 1959 he was waived and signed with Detroit. LeBeau played in 171 consecutive games for the Lions from 1959-72 and was voted to the Pro Bowl in 1965, 1966, and 1967.

LeBeau's 62 career interceptions, which included a career-high nine to lead the NFC in 1970, ranked third in NFL history at the time of his retirement. He is tied for sixth on the NFL all-time list, trailing only Paul Krause, Emlen Tunnell, Dick "Night Train" Lane, Ken Riley and Ronnie Lott, sharing sixth place with Dave Brown.

LeBeau retired following the 1972 season and began his coaching career as special teams coach for the Philadelphia Eagles (1973-75). He also served four seasons as defensive backs coach for the Green Bay Packers (1976-79) before taking the same position with Cincinnati in 1980. In 1984 LeBeau was promoted to defensive coordinator, a position he held through the 1991 season.

LeBeau, 57, attended Ohio State, where he played offensive and defensive back. He was a member of the Buckeyes' 1957 national champion team and graduated in 1959 with a bachelor's degree in education.

Dick was born on September 9, 1937 in London, Ohio. He and his wife Nancy, have one son, Brandon Grant.



MARVIN LEWIS
Linebackers Coach

Marvin Lewis is in his fourth season as the Steelers' linebackers coach since being named to the position on February 6, 1992. This is his 15th season in coaching including 11 years at the college level.

Last season, Lewis guided the NFL's top sacking duo of Pro Bowlers Kevin Greene and Greg Lloyd. His linebacker unit accounted for 37.5 of the Steelers' team record 55 sacks, captured the top three spots on the tackle chart and made half of the team's forced fumbles.

In 1981 Lewis began his coaching career at his alma mater, Idaho State, where he was linebackers coach from 1981-84. In Lewis' first season on the coaching staff the team finished 12-1 and won the NCAA Division I-AA championship.

Lewis then coached at Long Beach State for two seasons (1985-86), followed by three years at New Mexico (1987-89) where his duties were the inside linebackers in 1987 and 1988 and outside linebackers in 1989. He also served the dual role of recruiting coordinator his last two years at New Mexico.

The 36-year-old Lewis is a native of nearby McDonald, Pennsylvania. He returned to the Pittsburgh area in 1990 to coach the University of Pittsburgh outside linebackers for two seasons.

After graduating from McDonald's Fort Cherry High, where he was an all-conference quarterback and safety and also lettered in wrestling and baseball, Lewis went west to Idaho State. He earned All-Big Sky Conference honors in 1978, 1979, and 1980 as a linebacker and also played quarterback and free safety during his college career.

Lewis received his bachelor's degree in physical education from Idaho State in 1981. In 1982 he received a master's in athletic administration.

Marvin was born on September 23, 1958 in McDonald, Pennsylvania. He and his wife Peggy have two children — daughter Whitney and son Marcus.



TIM LEWIS
Defensive Back Coach

Tim Lewis, a former University of Pittsburgh standout, enters his first season as the Steelers' defensive backs coach. He joined the Steelers on February 7 of this year.

This is Lewis' second stop in the NFL. He was selected 11th overall in the 1983 draft by the Green Bay Packers and was the second defensive back chosen that year. Lewis played 52 games for the Packers and averaged an interception every three outings. He ended his career with 16 thefts and twice led or shared team honors for interceptions. His 99-yard interception return for a touchdown versus the Los Angeles Rams in 1984 still stands as a Packers' team record.

Lewis suffered a career-ending neck injury in the fourth game of the 1986 season. After returning in 1987, Lewis entered the coaching ranks as a graduate assistant at Texas A&M where he remained for two years under his former college coach Jackie Sherrill. Three of his students found NFL success, including former Steelers' safety Gary Jones, Dallas 1992 first-round draft selection Kevin Smith, and Cardinals 1990 eighth-round selection Micky Washington.

Lewis was an assistant coach at Southern Methodist where he coached defensive backs 1989-92. Lewis' 1992 Mustang secondary led the Southwest Conference in pass defense, allowing just 182.3 yards passing per game. Starting cornerbacks Marcello Simmons (1993 4th-round, Cincinnati) and Cary Brabham (1993 free agent, Raiders) both headed to the NFL.

Lewis returned to the University of Pittsburgh in 1993 to coach the Panthers' secondary for two seasons before joining the Steelers.

A native of Quakertown, Pennsylvania, Lewis played for Pitt from 1979 through 1982 and was a starting cornerback for the Panthers in 1981 and 1982. Lewis was named an NEA all-American in 1982. He was also selected to the Senior Bowl and East-West Shrine Bowl that year.

Lewis received his bachelor's degree in economics from University of Pittsburgh in 1983.

Tim was born on December 18, 1961 in Quakertown. He resides in North Hills.



JOHN MITCHELL
Defensive Line Coach

John Mitchell joined the Steelers as defensive line coach on January 31, 1994, following three seasons coaching the defensive line for the Cleveland Browns. Mitchell is in his 23rd season of coaching including 15 years at the college level and two in the United States Football League. This is his fifth season as an NFL coach.

Under Mitchell, the defensive linemen made huge strides in 1994. Ray Seals had his second-best year as a pro with seven sacks and Joel Steed had career highs in tackles and sacks.

A former all-America defensive end for Alabama, Mitchell's early years in coaching were spent studying under two of college football's great coaches.

Mitchell began his coaching career in 1973 as defensive line coach under Paul "Bear" Bryant at Alabama. After four years at Alabama (1973-76), Mitchell spent six seasons as defensive line coach at Arkansas (1977-82) on Lou Holtz's staff.

In 1983 Mitchell made his first move to the professional level. From 1983-85 he served as defensive line coach for the USFL Birmingham Stallions. In 1986 he returned to the college ranks as defensive ends coach at Temple.

In 1987 Mitchell began a four-year stint as linebackers coach at Louisiana State (1987-90). In his final season at Louisiana State, Mitchell was named defensive coordinator while continuing to coach the linebackers.

Mitchell, 44, joined the NFL ranks in 1991 with the Browns, where he tutored two Pro Bowl defensive tackles.

Mitchell played defensive end and was a two-time Junior College All-American at Eastern Arizona Junior College in 1969-70. He then transferred and played defensive end at Alabama from 1971-72.

Mitchell was named All-America in 1972, the year he graduated with a bachelor's degree in social work.

John was born October 14, 1951 in Mobile, Alabama. He and his wife Joyce live in Pittsburgh.



KENT STEPHENSON
Offensive Line Coach

Kent Stephenson enters his 31st season of coaching, his 11th in the NFL and his fourth with the Steelers. He was named offensive line coach on February 7, 1992 following seven years in the same capacity with the Seattle Seahawks.

Under Stephenson, the offensive line has been a symbol of consistency. Four of his players have earned Pro Bowl honors during his three seasons, including Dermontti Dawson, Duval Love and John Jackson in 1994.

Stephenson's coaching career began in 1965 and includes 18 years at the college level and two in the USFL prior to his entering the NFL in 1985 with Seattle.

In 1965 Stephenson began his coaching career at Wayne State (1965-68). He spent the next 18 years at North Dakota (1969-71), Southern Methodist (1972-73), Iowa (1974-76), Oklahoma State (1977-78), and Kansas (1979-82).

Stephenson moved to the professional level in 1983 as offensive line coach of the USFL Michigan Panthers (1983-84). In 1983 the Panthers won the USFL championship.

In 1985 Stephenson entered the NFL as the Seahawks' offensive line coach under Chuck Knox. He was there for the 1985-91 seasons before joining the Steelers.

Stephenson was an all-conference selection as an offensive and defensive lineman at Northern Iowa. He graduated with a degree in history and physical education in 1965, and received his master's degree in education from Wayne State in 1966.

Kent was born on February 4, 1942 in Anita, Iowa. He and his wife Shirley have two children — daughter Heidi and son Kyle.

STEELERS SCOUTING STAFF



TOM MODRAK
College Personnel Coordinator

Tom Modrak is in his 17th year with the Steelers and his fourth in charge of college scouting. He is responsible for overseeing the Steelers' scouts and the evaluation of players in the college talent pool.

Modrak, 53, joined the Steelers on a full-time basis in 1979. From 1979-86 Modrak served as pro talent scout. He then spent two years as director of pro scouting (1987-88) before taking over as college scouting coordinator in January of 1989.

Modrak's scouting career began in 1973 as a part-time scout for the Steelers. He then spent six months as a scout for BLESTO before rejoining the Steelers full-time in 1979.

A graduate of Indiana University (Pa.), Modrak received his bachelor's degree in geology in 1965. In 1972 he earned a master's in physical education from West Virginia.

Tom and his wife Sandy have two daughters, Stephanie and Erin. The Modraks live in Pittsburgh.



CHARLES BAILEY
Pro Personnel Coordinator

Charles Bailey begins his seventh season with the Steelers and his 15th in scouting, and his fourth as pro personnel coordinator. He joined the Steelers in June of 1989 after eight years as an eastern scout with National Football Scouting. His responsibility is the scouting of Steelers opponents in the NFL.

A lifelong resident of Winston-Salem, North Carolina, Bailey began his scouting career in 1981 with National. His start with National followed six years on the coaching staff at Winston-Salem State (1976-81).

Bailey, 43, attended North Carolina Central, where he played football from 1969-73. He graduated in 1974 with a physical education degree, and in 1980 he earned his master's in guidance and counseling from North Carolina A&T.

Charles and his wife Carolyn have three children, daughters Kahmil (11) and Aundrea (9) and son Charles (5). The Bailey family lives in Pittsburgh.



ANTHONY GRIGGS
Player Development

Anthony Griggs begins his fourth season with the Steelers and his 11th in the NFL. He joined the Steelers in 1992 to work in the area of the Player Programs. His responsibilities include continuing education, internships, investments information and counseling services for the players.

Griggs worked in strength and conditioning with the Atlanta Falcons in 1990 before working for two years with a fitness consultation firm and an athletic club in Atlanta, Ga.

A former linebacker with the Philadelphia Eagles (1982-85) and Cleveland Browns (1986-88), Griggs began his NFL career as a fourth-round draft choice of the Eagles in 1982 out of Ohio State. He graduated with a bachelor's degree in communications from Villanova in 1983.

Anthony and his wife Bernita live in Pittsburgh.



PHIL KREIDLER
College Scout

Phil Kreidler is in his fourth season as a college scout. After serving a fulltime internship in the Steelers' personnel department in 1991-92, he was named to the scouting staff in June of 1992. He primarily scouts colleges in the south and southwest regions of the country.

From 1988-90 Kreidler served as a graduate assistant coach at the University of Cincinnati, where he helped coach the wide receivers and quarterbacks.

Kreidler, 29, attended Furman University, where he played free safety. He was a member of two Southern Conference champion teams as Furman posted a record of 35-11 during his four seasons. He graduated in 1988 with a degree in history and a minor in physical education.

Phil is single and lives in Memphis, Tenn.



MAX MCCARTNEY
College Scout

Max McCartney is in his seventh season with the Steelers and his 36th year in football. He spent 23 years as a college coach, beginning in 1959 as an assistant to Don Coryell at Whittier College. McCartney is primarily responsible for scouting the midwest region of the country.

McCartney coached at Whittier, San Diego State, Utah State, Stanford, Cal-Berkeley, and Illinois. He also coached two seasons in the CFL for the British Columbia Lions (1977) and Calgary Stampeders (1978).

In 1979 McCartney served as an administrative assistant for the San Francisco 49ers, and in 1987 he was a scout for the San Diego Chargers.

McCartney played linebacker and running back at Whittier College. He graduated in 1959 with an education degree, and received his master's in 1962.

Max and his wife Pamela live in Monticello, Illinois.



BOB LANE
College Scout

Bob Lane is in his ninth season with the Steelers and 11th year in scouting. He joined the personnel department as a college scout in June of 1995, after spending the previous eight seasons as the Steelers' BLESTO scout. Lane is primarily responsible for scouting the western region of the country.

Lane played linebacker and tight end for Baylor, where he graduated with a bachelor's degree in physical education in 1963.

He signed with the San Diego Chargers, where he played linebacker for Chuck Noll 1963-64 and was a member of their 1963 AFL Championship team.

Lane coached college football for 20 years with stops at Yacima J.C. (1965-67), University of California-San Diego (1968), San Diego State (1969), Cal Poly-San Luis Obispo (1970-81), and Northern Arizona (1982-84).

Lane, 56, joined BLESTO in 1985.

Bob and wife Dawn have five children — daughters Duffy and Kelly, and sons Randy, Curtis, and Robby. The Lane family lives in Bend, Oregon.

TRAINING STAFF



JOHN NORWIG
Head Trainer

John Norwig is in his fifth year as the Steelers' head trainer and his 17th year in athletic training. His training career began in 1979 as athletic trainer at Bellefonte (Pa.) High. Norwig then served six years as assistant trainer and health education instructor at Penn State (1980-85). During that time he assisted the San Francisco 49ers at their 1984 training camp. Norwig was head athletic trainer at Vanderbilt (1986-91) before joining the Steelers.

Norwig earned a bachelor's degree in health and physical education from Penn State in 1979 and a master's in health education in 1984. He is a member of the American College of Sports Medicine, American Orthopedic Society for Sports Medicine, and the National Athletic Trainers Association.

John and his wife Emily have one daughter, Erin. The Norwigs live in the North Hills.



CHET FUHRMAN
Conditioning Coordinator

Chet Fuhrman was named conditioning coordinator in February of 1992 following 10 years as strength and conditioning coach at Penn State. Fuhrman is in his 17th year of strength training.

A native of Harrisburg, Pa., Fuhrman served as the assistant strength and conditioning coach at Penn State from 1979-80. He was named the first strength and conditioning coach ever at Weber State in Ogden, Utah in 1981, returning to Penn State to take charge of the strength and conditioning program in 1982.

Fuhrman, 43, graduated from Central State University in Edmond, Okla., in 1973 with a degree in physical education. He spent the next five years as strength coach and assistant coach in football and track at Harrisburg and Steelton-Highspire High Schools. Fuhrman is a member of the National Strength and Conditioning Association.

Chet and his wife Lisa have two children — daughter Erica and son Michael.



RICK BURKHOLDER
Assistant Trainer


Rick Burkholder is in his third year in the NFL since joining the Steelers in July of 1993. From 1990 - 1992 he served as assistant football trainer at the University of Pittsburgh.

A 1987 graduate of Pitt, Burkholder also earned a master's degree in athletic training in 1989 at the University of Arizona. While there he spent two years as a graduate assistant and one as an assistant trainer.

While a student at Pitt, Burkholder was a member of the soccer team and interned in the sports information office and for the New England Patriots. He received the 1986 George I. Carson Award for outstanding contributions in the athletic department and achievement in the classroom.

Rick is a classed trainer and a member of the National Athletic Trainers Association. He currently is the Western representative to the Pennsylvania Athletic Trainers Society. Rick is single and lives in Pittsburgh.

EQUIPMENT & VIDEO STAFF



TONY PARISI
Equipment Manager

Tony Parisi enters his 31st year as the Steelers' equipment manager. He joined the organization in 1965 after five seasons as the head trainer and backup goaltender for the Pittsburgh Hornets hockey team.

For 30 seasons Parisi has overseen all of the purchasing, fitting, customizing, issuing, and reconditioning of the Steelers' equipment and uniforms.

A native of Canada, Parisi enjoyed a 16-year career playing hockey, mostly at the professional level, from 1949-65. In 1950-51 he played in the Chicago Blackhawks organization, and he also spent five years playing hockey in Europe.

Tony and his wife Joan have two daughters, Paula and Beth. The Parisis live in Mt. Lebanon.




RODGERS FREYVOGEL
Field Manager

Rodgers Freyvogel begins his 16th season as the Steelers' field manager since joining the organization in 1980. Freyvogel oversees the preparation and maintenance of the Steelers' practice fields at their St. Vincent College training camp as well as at Three Rivers Stadium. He also assists equipment manager Tony Parisi in the issuing and reconditioning of the players' equipment and uniforms.

Freyvogel also manages the miscellaneous practice equipment that the team uses throughout training camp and the season, such as footballs, blocking sleds, and field equipment.

Freyvogel, 43, grew up on Pittsburgh's North Side, where he attended North Catholic High School. Rodgers and his wife Rebecca live in Pittsburgh.



BOB MCCARTNEY
Video Coordinator

Bob McCartney has seen the responsibilities of his job undergo dramatic changes in his 22 years as the Steelers' film and video director. He was named film director in 1973 and expanded into video in 1986 when the NFL went from film to video tape format.

Prior to taking over the filming operation, McCartney worked in the Steelers' ticket office.

McCartney, a Pittsburgh native, attended South Catholic High School. He graduated from Wheeling (W.V.) Jesuit College in 1972 with a bachelor's degree in English.

Bob and his wife Gail have two children — daughter Kathleen (13) and son Robert (7). Bob was born in Pittsburgh on May 16, 1950. The McCartneys live in Mt. Lebanon.

STEELERS VETERANS



STEVE AVERY—FB

43

HEIGHT—6-2

WEIGHT—226

COLLEGE—Northern Michigan

BIRTHDATE—August 18, 1966

BIRTHPLACE—Milwaukee, Wisconsin

HOW ACQUIRED—Veteran Free Agent (1993)

NFL EXPERIENCE—2nd Year

GAMES PLAYED—STARTED—'89 (1-0), '90 (0-0), '91 (1-0), '92 (0-0), '93 (0-0), '94 (14-1)

CAREER TOTALS: 16-1

STEELERS TOTALS: 14-1

PRO: Definition of dedication and determination . . . Enthusiasm and never say quit attitude earned Avery spot on 1994 roster and 1st full season of career

Has been released 7 times in career, including once by Steelers. Standout special teamer and backup FB . . . **1994:** Played 14 regular-season games and both playoff contests, with 1 start . . . Special teams leader finished season tied 2nd with 13 tackles . . . Made 1st NFL rush for 5 yards on Monday Night Football vs. Houston (10/3) . . . 1st NFL reception for 2 yards came vs. Philadelphia (12/11) . . . Made 1st NFL start at FB in season's final game at San Diego (12/24) . . . Had season-best 2 special teams tackles at Cincinnati (12/4) and vs. Cleveland (12/18) . . . **1993:** Returned to Steelers to play in 1993 playoff game at Kansas City (1/8) after being waived Aug. 23. Spent 1993 training camp with Steelers . . . **1992:** Attended Green Bay Packers' training camp . . . Did not play in NFL . . . **1991:** Played in 1 game for Packers, after spending 2 weeks on Steelers' practice squad . . . **1990:** Spent 1st half of season on Packers' practice squad . . . Did not play in NFL . . . **1989:** Played 1 game for Houston Oilers and spent a month on Kansas City Chiefs' practice squad . . . **World League:** Played 2 seasons (1991-92) for WL Birmingham Fire under Chan Gailey, starting 12 of 20 games, rushing for 182 yards and 1 TD on 49 carries.

COLLEGE: Completed career at school's all-time rushing champion after 4 seasons as starter, rushing for 3,842 yards and 42 TDs on 848 carries . . . In 1987, scored 12 TDs and rushed for 1,300 yards to rank 5th in nation and lead team for 4th straight year . . . Graduated with degree in business management.

PERSONAL: Single . . . Lives in Oconomowoc, Wisconsin . . . Attended Brookfield (Wisconsin) High, playing RB and DE . . . Ranked 2nd in state in pole vault . . . Plays 4 musical instruments and writes own music . . . Full name: Steven George Avery

AVERY'S NFL RECORD

Regular Season					
RUSHING	No.	Yds.	Avg.	LG	TD
1989 Houston AFC	0	0	0.0	0	0
1991 Green Bay NFC	0	0	0.0	0	0
1993 Pittsburgh AFC	0	0	0.0	0	0
1994 Pittsburgh AFC	2	4	2.0	5	0
NFL Totals—2 years	2	4	2.0	5	0
RECEIVING	No.	Yds.	Avg.	LG	TD
1989 Houston AFC	0	0	0.0	0	0
1991 Green Bay NFC	0	0	0.0	0	0
1993 Pittsburgh AFC	0	0	0.0	0	0
1994 Pittsburgh AFC	1	2	2.0	2	0
NFL Totals—2 years	1	2	2.0	2	0
Post Season					
RUSHING	No.	Yds.	Avg.	LG	TD
1993 Pittsburgh AFC	0	0	0.0	0	0
1994 Pittsburgh AFC	0	0	0.0	0	0
NFL Totals—2 years	0	0	0.0	0	0
RECEIVING	No.	Yds.	Avg.	LG	TD
1993 Pittsburgh AFC	0	0	0.0	0	0
1994 Pittsburgh AFC	0	0	0.0	0	0
NFL Totals—2 years	0	0	0.0	0	0



JOHNNIE BARNES—WR

80

HEIGHT—6-1

WEIGHT—180

COLLEGE—Hampton University

BIRTHDATE—July 21, 1968

BIRTHPLACE—Suffolk, VA

HOW ACQUIRED—Veteran Free Agent (1995)

NFL EXPERIENCE—4th Year

GAMES PLAYED-STARTED—'92 (1-0), '93 (14-0), '94 (11-0)

CAREER TOTALS: 26-0

PRO: Former Collegiate Division II 400 Meters Champion brings outstanding speed to Steelers' receiving corps. Spent 1st 3 NFL seasons with the San Diego Chargers, used primarily as 4th receiver. Signed March 30, 1995. **1994:** Played 11 games as reserve WR. Did not play in 3 games and was inactive for final 2 games of season. Also inactive for playoff game vs. Miami (1/8) and Championship game at Pittsburgh (1/15). Did not play in Super Bowl vs. San Francisco (1/31). **1993:** Barnes caught 10 passes for 137 yards. Caught at least one pass in 6 of 14 games played. 3 catches vs. Denver (12/5) was single-game career-high. Also caught 2 passes in 2 nationally-televised contests on Monday Night Football at Indianapolis (11/29) and on ESPN's Sunday Night Football vs. Chicago (11/14).

Posted 1st-career reception at Denver (9/12) in 2nd game of season. Made one catch against Houston (9/19) and one at Pittsburgh (10/10). **1992:** Productive small-college player spent rookie season getting acclimated to NFL. Played in one game, at Houston (9/27), but did not make any catches in 1992. Released on final roster cutdown Aug. 31, then re-signed to practice squad Sept. 1. On practice squad 1st 3 games of season. Activated from practice squad Sept. 25 for game at Houston (9/27). Inactive Games 5-6 vs. Seattle (10/4) and at Indianapolis (10/18). Active but did not play vs. Denver (10/25). Placed on reserve-injured list Oct. 30 with shoulder injury suffered in practice. Spent remainder of season on reserve-injured. Drafted in 9th-round, 231st player chosen overall.

COLLEGE: Led Hampton Pirates in receptions and receiving yards 4 consecutive years. Holds school's all-time career records with 3,080 career receiving yards and 22 touchdown receptions. Holds single-season pass reception record with 50 in 1991. 134 career receptions was one shy of school's career mark. All-CIAA 1st-team pick after registering school-record 50 catches for 934 yards, including 18.7 yard average and 7 TDs in 1991.

Standout sprinter in college, earning all-American honors 13 times during career. Ranked 24th in world in 400 meters with best time of 45.24.

Holds record in 400 meters at Duke Relays, North Carolina State, Colonial Relays and CIAA Championships. NCAA Division II 400-meter champ in 1990, earning silver medal in that event at 1990 Olympic Sports Festival. National runner-up in 400-meter hurdles and gold medalist in 1600-meter relay.

Physical education major in college.

PERSONAL: Single. Lives in Suffolk, Virginia. All-Conference and all-Area selection in both football and track for John F. Kennedy High in Suffolk.

Pittsburgh Steelers fan while growing up and Kellen Winslow was favorite NFL player. Full name, Johnnie Darnell Barnes.

BARNES' NFL RECORD

RUSHING	Regular Season				
	No.	Yds.	Avg.	LG	TD
1992 San Diego AFC	0	0	0.0	0	0
1993 San Diego AFC	10	137	13.7	21	0
1994 San Diego AFC	1	6	6.0	6	0
NFL Totals—3 years	11	143	13.0	21	0
RECEIVING	Post Season				
	No.	Yds.	Avg.	LG	TD
1992 San Diego AFC	0	0	0.0	0	0
1994 San Diego AFC	0	0	0.0	0	0
NFL Totals—3 years	0	0	0.0	0	0

BARNES' SINGLE GAME CAREER HIGHS

Regular Season

Receptions—3 (12-5-93 vs. Denver)

Yards Receiving—39 (11-29-93 at Indianapolis)

Longest Reception—21 (11-29-93 at Indianapolis)



MYRON BELL—S

40

HEIGHT—5-11

WEIGHT—203

COLLEGE—Michigan State

BIRTHDATE—September 15, 1971

BIRTHPLACE—Toledo, Ohio

HOW ACQUIRED—Draft (5th in 1994)

NFL EXPERIENCE—2nd Year

GAMES PLAYED-STARTED—'94 (15-0)

PRO: Tenacious, athletic safety should play key role in secondary during sophomore NFL season . . . Lined up in dime defense and on special teams as rookie . . .

1994: Played 15 games and contributed 5 defensive tackles, 2 pass defenses and tied 2nd with 13 tackles on special teams . . . Did not play at Seattle (9/25) . . . Made 1st defensive tackle at Arizona (10/30)

Recorded 2 special teams tackles at Cleveland (9/11), at N.Y. Giants (10/23), at L.A. Raiders (11/27) . . . Made a solo special teams tackle in 7 other games

Made 2 defensive tackles and 1 pass defense in playoff game vs. Cleveland (1/7) . . . Was 141st player drafted overall . . . Drafted with choice from Chicago in Tim Worley trade.

COLLEGE: 3-year starter who was honorable mention all-Big Ten each of last 2 seasons . . . Started entire senior year at RCB, making 66 tackles to rank 3rd on team . . . Had 4 FF and led conference with 4 FR . . . As junior, started 8 games at weakside CB, 3 at SS . . . Made 10 starts as sophomore with 9 at SS, 1 at FS . . . Had 73 tackles, 3 Ints . . . Majored in criminal justice.

PERSONAL: Single . . . Lives in Pittsburgh . . . 2-time all-state selection for Macomber-Whitney High in Toledo, Ohio . . . As senior, was city league player of year and state co-back of year . . . Made 6 interceptions as senior, 8 as junior . . . Was football team captain and earned 3 letters each in football, basketball and track . . . Named to all-city 4x100 relay team . . . Nicknamed "Boo." Full name: Myron C. Bell.

BELL'S NFL RECORD

Regular Season

TACKLES	Solo	Asst.	Total	Sp.T.	Sacks	FF	FR
1994 Pittsburgh AFC	5	0	5	13	0 0	0	0

Post Season

TACKLES	Solo	Asst.	Total	Sp.T.	Sacks	FF	FR
1994 Pittsburgh AFC	1	1	2	0	0 0	0	0



DEAN BIASUCCI—K

4

HEIGHT—6-0

WEIGHT—199

COLLEGE—Western Carolina

BIRTHDATE—July 25, 1962

BIRTHPLACE—Niagara Falls, New York

HOW ACQUIRED—Unrestricted Free Agent from Indianapolis (1995)

NFL EXPERIENCE—11th Year

GAMES PLAYED-STARTED—84 (15-0), 86 (16-0), '87 (12-0), 88 (16-0), '89 (16-0), '90 (16-0), '91 (16-0), '92 (16-0), '93 (16-0), '94 (16-0)

CAREER TOTALS: 155-0

PRO: Strong leg, accuracy and consistency have helped Biasucci become one of NFL's most reliable kickers . . . Spent last 10 seasons with Indianapolis Colts . . . Signed with Steelers as unrestricted free agent July 1, 1995

Ended Colts' career as all-time scoring leader with 783 points, led with 176 FGs and .977 PAT pct. (255-261) . . . Career-FG pct. (.704, 176-250) ranked 2nd in Colts' history . . . Is 18-41 career from 50+ range, the 4th-most 50+ kicks in NFL history (Morten Anderson, 22; Nick Lowery, Eddie Murray, 20; Jan Stenerud, Tony Zendejas 17) . . . Has 8 career game-winning FGs

Is 135-194 (.696) on turf and 41-56 (.732) on grass . . . **1994:** Was 16 of 24 FGs and 37-37 PATs . . . 37 PATs were 2nd-highest seasonal total (39, 1988)

Had season-long 50-yard FGs vs. Washington (10/23) and vs. New England (11/27) . . . 9th consecutive season leading Colts in scoring, was longest consecutive streak in Colts' history . . . Tied 12th in AFC and 23rd in NFL for kick scoring . . . **1993:** Finished 26-31 FGs and 15-16 PATs for 93 points

26 FGs was personal best and 2nd best in team history . . . Ranked 10th in AFC, 21st in NFL . . . Named team's comeback player of year . . . Surpassed Lenny Moore for club career scoring mark (678) with 24-yard FG at N.Y. Jets (12/5) . . . Set team mark with 28 consecutive points from 11/14 to 11/29

Provided all of Colts scoring in 6 games, including three 9-6 victories (at Cincinnati 9/12 vs. New England 10/31 and at Jets 12/5) . . . Hit season-long

53-yarder at Cincinnati (9/12) . Connected from 42 yards with 0:03 remaining to win game at Cincinnati . Was 3-3 FGs including game-winning 37-yarder with 2:42 remaining vs. New England to earn AFC Special Teams Player of Week honors . Was 3-3 FGs including game-winning 38-yarder with :01 remaining at Jets to earn 2nd AFC Special Teams Player of Week honor .
1992: Was 16-29 FGs and 24-24 PATs for 72 points, 11th in AFC, 23rd in NFL . Hit season-long 52-yard FG vs. Buffalo (11/29) . Made game-winning OT kicks vs. Jets (11/29), a 47-yarder with 3:01 elapsed and vs. Buffalo (11/29), a 40-yarder with 3:51 elapsed . Also hit game-winning 42-yard FG with :49 remaining vs. Phoenix (12/20) . **1991:** Scored 59 points to rank 13th in AFC, 27th in NFL . Was 15-26 FGs and 14-14 PATs . Hit 54-yarder at Seattle (9/29) . **1990:** Made 17 of 24 FGs and 32 of 33 PATs for 83 points . Finished 11th in AFC kick-scoring, 20th in NFL . Tied career-long with 55-yard FG at Miami (12/30) . . Had 54-yarder at New England (11/11) . . Became 58th NFL kicker with 100+ career FGs . **1989:** Was 21-27 FGs and 31-32 PATs for 94 points to tie 16th in NFL for kick-scoring . Had career-long FG at Denver (10/15) . **1988:** Finished 5th in NFL scoring with 114 points on 25-32 FGs and 39-40 PATs . 2nd most points in season all-time . Earned Pro Football Weekly Golden Toe Award for 5-6 FG performance vs. Miami (9/25), including twice from 50+ . 5 FGs tied club mark of Lou Michaels (9/25/66) and Raul Allegre (10/30/83) . . Set NFL seasonal record with 6FGs from 50+ range, besting 5 by Fred Steinfort (Denver, 1980) and Norm Johnson (Seattle, 1986) . **1987:** Earned Pro Bowl honors after ranking 2nd in AFC, 3rd in NFL with 96 points . Consensus all-Pro earned AP all-Pro 2nd team, UPI AFC all-Star 1st team, Football News all-AFC, College and Pro Football Weekly all-Pro 2nd team, Football News all-AFC, Sporting News all-Pro . Made 24-27 FGs and 24-24 PATs . 24 FGs tied 2nd in NFL, while 889 success rate tied 3rd-highest seasonal pct. mark in NFL history . Was 17-18 inside the 40, 23-25 inside the 50 . Scored 16 points at Miami (11/15) for top game . **1986:** Led club with 65 points on 26-27 PATs and 13-25 FGs . Made 52-yard FGs vs. Buffalo (12/14) and at Raiders (12/21) . Earned Pro Football Weekly Golden Toe Award for Raiders performance . **1985:** Attended Colts training camp, but was released in August 27 . **1984:** Served as team's KO specialist for most of season . Signed during 2nd week of season after injury to Raul Allegre . Placekicker Games 2-6 . Was 3-5 FGs and 13-14 PATs, ranking 4th on club with 22 points . Originally signed by Atlanta as free agent May 1 . Waived by Falcons on Aug. 14 and signed with Colts as free agent on Sept. 8 .

COLLEGE: Finished career as leading scorer in Southern Conference history with 280 points on 57 of 93 FGs and 109 of 113 PATs . Set conference mark by scoring 94 points as senior, including 18 FGs . Earned 1st-team all-Southern Conference honors during each of final three seasons . 80 percent of career KOs resulted in touchbacks .

PERSONAL: Married (Trish) with daughters Michaela (6/15/93) and Kara (4/27/95) . The Biasucci family resides in Pittsburgh . Attended Miramar High School in Miramar, Fla. . Interested in acting career after football . Starred in role of Marc Anthony in play "Julius Caesar" with Indiana Repertory Theatre in 1989 . Studied at Lee Strasberg Theatre Institute and Carnegie Hall in New York City in off-season following 1990-92 seasons . Full name: Dean Biasucci .

BIASUCCI'S NFL RECORD

REGULAR SEASON									
SCORING		FG-Att.		Pct.	LG	PAT-Att.		Pct.	Pts.
1984	Indianapolis AFC	3-	5	.600	50	13-	14	.929	22
1986	Indianapolis AFC	13-	25	.520	52	26-	27	.963	65
1987	Indianapolis AFC	24-	27	.889	50	24-	24	1.000	96
1988	Indianapolis AFC	25-	32	.781	53	39-	40	.975	114
1989	Indianapolis AFC	21-	27	.778	55	31-	32	.969	94
1990	Indianapolis AFC	17-	24	.708	55	32-	33	.970	83
1991	Indianapolis AFC	15-	26	.577	54	14-	14	1.000	59
1992	Indianapolis AFC	16-	29	.552	52	24-	24	1.000	72
1993	Indianapolis AFC	26-	31	.839	53	15-	16	.938	93
1994	Indianapolis AFC	16-	24	.666	50	37-	37	1.000	85
NFL Totals—10 years		176-250		.704	55	255-261		.977	783

FIELD GOAL ACCURACY		1-19		20-29		30-39		40-49		50Plus		Pts.
1984	Indianapolis AFC	0-	0	1-	1	0-	0	1-	1	1-	3	9
1986	Indianapolis AFC	0-	0	4-	4	2-	5	5-	8	2-	3	39
1987	Indianapolis AFC	0-	0	5-	6	12-	12	6-	7	1-	2	72
1988	Indianapolis AFC	0-	0	8-	8	5-	6	6-	10	6-	8	75
1989	Indianapolis AFC	2-	2	6-	6	9-	10	3-	5	1-	4	63
1990	Indianapolis AFC	1-	1	5-	6	7-	8	2-	4	2-	5	51
1991	Indianapolis AFC	1-	1	5-	5	3-	4	5-	13	1-	3	45
1992	Indianapolis AFC	0-	0	3-	3	6-	11	6-	12	1-	3	48
1993	Indianapolis AFC	1-	1	14-	14	7-	8	3-	6	1-	2	78
1994	Indianapolis AFC	1-	1	5-	5	3-	7	5-	9	2-	2	48
NFL Totals—10 years		6- 6		56-58		54-71		42-75		18-40		528



CHAD BROWN—LB

94

HEIGHT—6-2

WEIGHT—240

COLLEGE—Colorado

BIRTHDATE—July 12, 1970

BIRTHPLACE—Pasadena, California

HOW ACQUIRED—Draft (2nd in 1993)

NFL EXPERIENCE—3rd Year

GAMES PLAYED-STARTED—'93 (16-9), '94 (16-16)

CAREER TOTALS: 32-25

PRO: Two-years of hard work and NFL experience have made 2nd-round draft choice one of Steelers' most consistent performers. . . athletic ability and quickness enables Brown to play ILB as well as OLB in dime alignment

1994: Started every game and led team with career-high 119 tackles (90 solo). Third on team with 8.5 sacks and added 1 interception, 6 blocked passes and 2 forced fumbles. . . Made 10 or more tackles in 4 games, including 14 (12 solo) at Seattle (9/25). Had 12 tackles (10 solo) at Arizona (10/30). Was team's leading tackler in six games. . . Made 1st career interception vs. Cleveland (12/18) to end key 4th-quarter drive. . . Started both playoff games and made 7 tackles and 1 blocked pass. **1993:** Selected team's rookie of the year by Pittsburgh chapter of Pro Football Writers as well as NFL All-Rookie by Pro Football Weekly/Pro Football Writers and Football News. Finished with 69 tackles (43 solo), 3 sacks, 2 forced fumbles, 10 QB pressures, 1 pass defended. Also had 6 special teams tackles. . . Missed 1st 10 days of training camp, reporting July 26, but became only rookie to make more than 4 starts. . . Started last 9 games at ILB after playing on special teams and as OLB in nickel and dime defense through 1st 7. . . In 1st NFL start got 2 sacks, 6 tackles, 1 forced fumble at Cincinnati (11/7) to earn defensive game ball. . . Led team with 9 tackles vs. Buffalo (11/15). Had 10 tackles at Miami (12/13) including 1 sack, 1 forced fumble, 2 QB pressures. In playoff game at Kansas City (1/8) made 10 tackles, 1 QB pressure, 1 special teams tackle. . . Drafted with choice obtained from Indianapolis in draft day trade. Was 44th player drafted overall, 4th LB behind Marvin Jones, Wayne Simmons, Demetrius DeBose.

COLLEGE: Completed career ranked 4th in school history with 369 tackles, 3rd in solo tackles with 242. . . Started at OLB last 2 years after playing ILB for 1st 2. . . As senior made 88 tackles, 6 sacks after making 8 sacks and 125 tackles as junior. Made 6 starts at ILB as sophomore, getting 106 tackles. Set up game-winning TD for national championship vs. Notre Dame in Orange Bowl with forced fumble. . . As freshman made 50 tackles with 1 start. . . Redshirted in 1988. . . Graduated with degree in marketing, is studying towards graduate degree in physiology.

PERSONAL: Married (Krislin) on June 11, 1994. . . Lives in Altadena, Cal., attended John Muir High. . . Named 1st team all-state, Pacific League and San Gabriel Valley player of the year as senior after making 11 sacks, 136 tackles. . . Played LB, TE and FB, making 13 catches for 127 yards, 4 TDs, 40 rushes for 320 yards, 3 TDs. . . Led team to 14-0 record as junior. Also lettered in track. . . Owns snake and reptile business, Pro Exotics, in Boulder, Colo. . . Full name: Chadwick Everett Brown.

BROWN'S NFL RECORD

INTERCEPTIONS	No.	Yds	Avg.	LG	TD
1994 Pittsburgh AFC	1	9	9.0	9	0

Regular Season

TACKLES	Solo	Asst.	Total	Sp.T.	Sacks	FF	FR
1993 Pittsburgh AFC	43	26	69	6	3	2	0
1994 Pittsburgh AFC	90	29	119*	5	8.5	2	0
NFL Totals—2 years	133	55	188	11	11.5	4	0

Post Season

TACKLES	Solo	Asst.	Total	Sp.T.	Sacks	FF	FR
1993 Pittsburgh AFC	4	6	10	1	0	0	0
1994 Pittsburgh AFC	4	3	7	0	0	0	0
NFL Totals—2 years	8	9	17	1	0	0	0

* Team leader

BROWN'S SINGLE GAME CAREER HIGHS

Regular Season

Sacks—2 (2 times, last 11-20-94 vs. Miami)



BRENTSON BUCKNER—DE

96

HEIGHT—6-2

WEIGHT—310

COLLEGE—Clemson

BIRTHDATE—September 30, 1971

BIRTHPLACE—Columbus, Georgia

HOW ACQUIRED—Draft (2nd in 1994)

NFL EXPERIENCE—2nd Year

GAMES PLAYED-STARTED—'94 (13-5)

PRO: Displayed outstanding quickness and agility for big man. Provides Steelers with excellent run-stopper with strength for up-field push. Can play DT or DE, also contributed on special teams. **1994:** Played 13 games, starting final 5 at RE. Made 18 tackles, 2 sacks and 6 QB pressures. Was inactive for Games 1-3. Played 1st game at Seattle (9/25). Made 1st sack vs. Cincinnati (10/16). Second sack at N.Y. Giants (10/23). Blocked 4th quarter FG vs. Buffalo (11/14). Started for injured Gerald Williams at L.A. Raiders (11/27) and made 3 stops. Recovered fumble forced by Greg Lloyd at Cincinnati (12/4) to help preserve a 14-7 3rd quarter lead. Made season-high 6 tackles vs. Cleveland (12/18). Started both playoff games and led team with 2 sacks. Top tackler with 5 stops vs. Cleveland (1/7). Added 4 more tackles in Championship game vs. San Diego (1/15). Was 50th player drafted overall.

COLLEGE: Made 22 sacks to rank 3rd in school history, 46 TFL to rank 4th. Set school record with 1,220-pound lift on leg sled. As senior, named 1st team all-ACC, after starting last 11 games and leading team with 6.5 sacks and 10 TFL, ranking 2nd with 84 tackles. Started every game at NG as junior, and made 85 tackles, 8 sacks, 18 TFL and led team with 18 QB pressures. Played 10 games as freshman backup NG. Graduated with degree in English.

PERSONAL: Married (Denise). Lives in Columbus, Georgia. Attended Carver High in Columbus, Georgia. Named all-America by Street & Smith's, all-state and all-Dixie. As senior DT made 112 tackles with 16 sacks, 15 FF, and also rushed for 395 yards as FB and handled kickoffs. Earned 4 letters in football, 3 in track, 3 in basketball and 2 in baseball. Won state shot put title with 58' 3-1/2" heave. Has 7 sisters and 2 brothers. Is 1 of 3 athletes from Carver High to have jersey retired. Full name: Brentson André Buckner.

BUCKNER'S NFL RECORD

TACKLES	Regular Season			Sp.T.	Sacks	FF	FR
	Solo	Asst.	Total				
1994 Pittsburgh AFC	13	5	18	0	20	0	1
TACKLES	Post Season			Sp.T.	Sacks	FF	FR
	Solo	Asst.	Total				
1994 Pittsburgh AFC	6	3	9	0	20*	0	0

*Team leader



DERMONTTI DAWSON—C

63

HEIGHT—6-2

WEIGHT—286

COLLEGE—Kentucky

BIRTHDATE—June 17, 1965

BIRTHPLACE—Lexington, Kentucky

HOW ACQUIRED—Draft (2nd in 1988)

NFL EXPERIENCE—8th Year

GAMES PLAYED-STARTED—'88 (8-5)

'89 (16-16), '90 (16-16), '91 (16-16), '92 (16-16)

'93 (16-16), '94 (16-16)

CAREER TOTALS: 104-101

PRO: Anchor of the Steelers' offensive line. Has played 104 consecutive games with 100 straight starts over past 7 seasons. NFL peers voted him to 3rd straight Pro Bowl. Teammates selected offensive team captain for 2nd consecutive year in 1994. Is only Steeler to start every game over the past 6 seasons, starting every game at C since departure of 9-time Pro Bowl C Mike Webster. Made 5 starts at G before moving to C in 1989. Doubled as long-snapper until 1993. **1994:** Named to all-Pro teams by AP, College & Pro Football Weekly, Football Digest, Pro Football Writers Association, Sporting News and USA Today. Earned 2nd consecutive Pro Bowl trip as C. Started all 16 regular-season games and both playoff games. **1993:** Earned 2nd consecutive Pro Bowl selection as backup C after starting every game for 5th straight season. Named co-AFC OL of year with

Richmond Webb by NFLPA as well as 1st team All-NFL by AP, Sports Illustrated and Football Digest. Received game ball along with rest of OL vs. San Diego (10/10). Started and played entire playoff game at Kansas City (1/8). **1992:** Voted to 1st Pro Bowl as well as 1st team All-NFL by College & Pro Football Newsweekly. Started every game for 4th straight season, extending streak to 68 straight starts. Played every offensive snap until end of 3rd quarter week 11 vs. Indianapolis (11/22) when sidelined by hamstring strain. Returned to start final 5 games, playing every down in addition to every snap in playoffs vs. Buffalo (1/9). **1991:** One of 4 OL to start all 16 games, marking 3rd straight year with 16 starts. **1990:** Made 16 starts and earned NFL all-underrated team mention from Pro Football Weekly. **1989:** Started full season at C after move from G, replacing retired Webster. One of only 2 Steelers OL to start 18 games including playoffs. **1988:** Started 5 of 8 games played as rookie in addition to handling long-snapping chores. Missed 8 weeks at midseason with knee injury. Got 1st NFL start week 4 at Buffalo (9/25) at LG, but suffered sprained knee. Was on injured reserve from Sept. 26 to Nov. 26, returning to starting lineup at RG vs. Kansas City (11/27). Started last 4 games at RG, replacing Terry Long. Was 44th player drafted overall, 6th OL behind Paul Gruber, Dave Cadigan, Eric Moore, Randall McDaniel and John Elliott.

COLLEGE: Named 2nd team All-SEC as senior in 2nd year as starting RG. Placed first in SEC offseason weightlifting competition with total lift of 1,570 lbs. Graduated with degree in Kinesiology and Health Promotions.

PERSONAL: Married (Regina) with a son and daughter. Lives in Gibsonia, Pa. Attended Bryan Station High in Lexington, Ky., earning all-state and all-city honors as OT and DT. Also named All-America, all-state in track. Wife Regina graduated from Kentucky in 1988 with marketing degree. Full name: Dermontti Farra Dawson.



TA'ASE FAUMUI—DL

(Pronounced tah-ah-SAY fah-oo-MOO-ee)

78

HEIGHT—6-3

WEIGHT—271

COLLEGE—Hawaii

BIRTHDATE—March 19, 1971

BIRTHPLACE—Western Samoa

HOW ACQUIRED—Draft (4th in 1994)

NFL EXPERIENCE—2nd Year

GAMES PLAYED-STARTED—94 (5-0)

PRO: Strong, intense defensive lineman played backup RE. **1994:** Slowed by training camp knee injury. Forced to inactive list for Games 1-11. Waited patiently in wings until active for final 5 games when Gerald Williams was placed on reserve/injured. Played 1st game of career at L.A. Raiders (11/27) and made 1 tackle. Also made 1 solo tackle at Cincinnati (12/4). Did not play in either playoff game. Was 122nd player drafted overall.

COLLEGE: Played just 1 full season in college. As senior, named 1st team all-WAC after starting entire season at LDT. Made 45 tackles, 2 sacks, 4 TFL, 2 FF, 1 FR. Started full season at LDT as junior and made 54 tackles with 4 sacks, 1 FR. Made 3 tackles while playing in 4 games as sophomore. Majored in sociology.

PERSONAL: Single. Lives in Wai'anae, Hawaii. Named 1st team all-state and Hawaii defensive player of year for Farrington High in Honolulu. Also won state title in shot put. Moved with family to Hawaii at age 8. Full name: Ta'ase Faumui.

FAUMUI'S NFL RECORD

Regular Season

TACKLES	Solo	Asst.	Total	Sp.T.	Sacks	FF	FR
1994 Pittsburgh AFC	2	0	2	0	0.0	0	0

Post Season

TACKLES	Solo	Asst.	Total	Sp.T.	Sacks	FF	FR
1994 Pittsburgh AFC	0	0	0	0	0.0	0	0

STEELERS' LONGEST CURRENT STREAKS OF GAMES PLAYED

1 100 C Dermontti Dawson (1988-94)	48 FS Darren Perry (1992-94)
2 94 T John Jackson (1989-94)	7 45 T Leon Searcy (1992-94)
3 80 OT Justin Strzelczyk (1990-94)	8 33 C/G Ariel Solomon (1991-94)
4 48 C Kendall Gammon (1992-94)	9 32 LB Chad Brown (1993-94)
48 LB Levon Kirkland (1992-94)	32 LB Kevin Greene (1993-94)



DEON FIGURES—CB

21

HEIGHT—6-0

WEIGHT—200

COLLEGE—Colorado

BIRTHDATE—January 20, 1970

BIRTHPLACE—Bellflower, California

HOW ACQUIRED—Draft (1st in 1993)

NFL EXPERIENCE—3rd Year

GAMES PLAYED—STARTED—93 (15-4)
94 (16-15)

CAREER TOTALS: 31-19

PRO: Tough, aggressive athlete met challenge of starting role in 1st full season as starting CB. 1993 1st-round draft choice was poised to make further impact in 1995, before being shot in knee near Los Angeles home during offseason. Had surgery to repair patella tendon in left knee as a result.

1994: Started 15 regular season games and both playoff contests. Finished sixth on team with 69 tackles (56 solo) and third with 14 pass defenses. Added 1 sack, 1 forced fumble and 3 special teams tackles. Made 1st career-sack for 11 yards vs. Philadelphia (12/11) also had forced fumble. Led team with 12 tackles (11 solo) vs. Buffalo (11/14). Tied team lead with 5 tackles vs. Cleveland (1/7) in playoff game. Did not start vs. Houston (10/3) for team disciplinary reasons. **1993:** Played in 15 games with 4 starts in dime defense while also playing LCB in all nickel and dime situations. Finished with 38 tackles (34 solo), 1 interception, 1 forced fumble, 2 fumble recoveries, 5 special teams tackles. Also returned 5 punts. Forced fumble and made 3 solo tackles in opener vs. San Francisco (9/5).

Got 1st start at RCB for injured D.J. Johnson week 3 vs. Cincinnati (9/19) and responded with 7 tackles (6 solo). The next week started in nickel defense at Atlanta (9/27) and made 1st interception, returning 78 yards to 1-yard line to set up TD. Return was longest by a Steeler since 1988. Set up FG with fumble recovery on special teams vs. San Diego (10/10). Recovered fumble the next week vs. New Orleans (10/17). Started in dime at Houston (11/28), making 8 tackles, and vs. Houston (12/19) but suffered sprained ankle in 2nd quarter. Inactive at Seattle (12/26) with ankle sprain but returned for season finale vs. Cleveland (1/2). In play-offs at Kansas City (1/8) played extensively after ejection of D.J. Johnson in 1st quarter, finishing with 4 tackles, 2 passes defended. Was 23rd player drafted overall, 4th DB behind Patrick Bates, Tom Carter and Darrien Gordon.

COLLEGE: Received 1992 Jim Thorpe Award as nation's top DB, as well as consensus All-America and Big Eight defensive player of the year. A 3-year starter at RCB, ranked 4th in school history with 12 career interceptions. As senior ranked 8th in nation and led team with 6 interceptions, adding 38 tackles and 42 PRs for 11.4 avg. Made 39 tackles, 2 interceptions as junior, career-high 85 tackles with 2 interceptions as sophomore. Redshirted in 1989 after started 5 games as freshman and earning Big Eight newcomer of year honors with 2 interceptions. Majored in sociology.

PERSONAL: Single. Lives in Compton, Cal., playing DB and WR for Serra High. As senior made 6 interceptions, 57 tackles, 2 sacks, 35 receptions for 720 yards and 16 TDs. Also scored 1 TD each on PR and KOR. Track team MVP, ran 440, mile relay, long jump (23-2) and high jump (6-6). As senior point guard for basketball team averaged 25.2 points/game. Full name: Deon Juniel Figures.

FIGURES' NFL RECORD

Regular Season

INTERCEPTIONS	No.	Yds.	Avg.	LG	TD
1993 Pittsburgh AFC	1	78	78.0	78	0

TACKLES	Solo	Asst.	Total	Sp.T.	Sacks	FF	FR
1993 Pittsburgh AFC	34	4	38	5	0	1	1
1994 Pittsburgh AFC	56	13	69	3	1	1	0
NFL Totals—2 years	90	17	107	8	1	2	0

PUNT RETURNS	No.	FC	Yds.	Avg.	LG	TD
1993 Pittsburgh AFC	5	2	15	3.0	6	0

Additional Statistics: 1 fumble recovery on special teams in 1993.

Post Season

TACKLES	Solo	Asst.	Total	Sp.T.	Sacks	FF	FR
1993 Pittsburgh AFC	4	0	4	0	0	0	0
1994 Pittsburgh AFC	6	1	7	0	0	0	0
NFL Totals—2 years	10	1	11	0	0	0	0



KENDALL GAMMON—C

60

HEIGHT—6-4

WEIGHT—286

COLLEGE—Pittsburg State (Kansas)

BIRTHDATE—October 23, 1968

BIRTHPLACE—Wichita, Kansas

HOW ACQUIRED—Draft (11th in 1992)

NFL EXPERIENCE—4th Year

GAMES PLAYED-STARTED—92 (16-0),

'93 (16-0), '94 (16-0)

CAREER TOTALS—48-0

PRO: Steady performer handles all long-snapping duties on punts, field goals and extra points for Steelers. Dedicated player has honed unique deep-snapping skill throughout three-year NFL career. Has played every game since joining team. Is also backup C and has played briefly at OT. Began career as 11th-round draft choice. **1994:** Played 16 games and both playoff games as deep snapper. Made 5 special teams tackles. Had 2 tackles vs. Buffalo (11/14) and vs. Cleveland (12/18). **1993:** Played in all 16 games and in postseason at Kansas City (1/8) as long-snapper. Made 4 tackles on special teams with 2 at Houston (11/28), 1 each at Atlanta (9/27) and Miami (12/13). **1992:** Handled long-snapping duties in all 16 games plus playoffs vs. Buffalo (1/9). Saw brief action at RT vs. New York Jets (9/13) after injuries to 3 OL. Made 1 special teams tackle each vs. Cincinnati (10/19) and Detroit (11/15). Was 291st player drafted overall.

COLLEGE: Started 41 consecutive games, the last 2 seasons at strong G after playing quick OT as sophomore. Offensive captain final 2 years and 3-time first team All-MIAA selection. As senior anchored OL for 1991 NCAA Division II national champion. As freshman moved from TE to OT. Graduated in May of 1994 with degree in physical education, minor in biology.

PERSONAL: Married (Leslie). Lives in Pittsburgh. Attended Rose Hill (Kans.) High, earning all-state honors 3 times in football and basketball. Also a 4-time all-conference selection for football, 3 times for basketball, once for baseball. Member of National Honor Society. Wife Leslie graduated from Pittsburg State with elementary education degree. Full name: Kendall Robert Gammon.



JASON GILDON—LB

92

HEIGHT—6-3

WEIGHT—235

COLLEGE—Oklahoma State

BIRTHDATE—July 31, 1972

BIRTHPLACE—Altus, Oklahoma

HOW ACQUIRED—Draft (3rd in 1994)

NFL EXPERIENCE—2nd Year

GAMES PLAYED-STARTED—94 (16-1)

PRO: Tall, athletic OLB with great range and big-play capability. Became asset on special teams. 1 of 3 rookies, along with Charles Johnson and Ed Robinson, to play every game. Converted from college position of RDE.

1994: Played 16 games and started regular-season finale at San Diego (12/24). Made 4 defensive tackles, 2 sacks, and 6 QB pressures. Tied 2nd on team with 13 special teams stops. Had 1 solo tackle and 1 sack vs. Miami (11/20) and at L.A. Raiders (11/27). Record 2 tackles in 1st career start at San Diego for Greg Lloyd. Made 2 special teams tackles at Houston (11/6), vs. Buffalo (11/14), and vs. Philadelphia (12/11). Had 1 special teams tackle in 6 other games. Played both playoff games. Made 1 tackle in playoff game vs. Cleveland (1/7). Was 88th player drafted overall, with choice from Minnesota in Adrian Cooper trade.

COLLEGE: A 3-year starter at RDE. Set school record with 39.5 career sacks to top previous record-holder Leslie O'Neal's (1st-round in 1986 by San Diego) 33 sacks. Named 1st team all-Big Eight as senior, starting at RDE and leading team's DL with 76 tackles, 9.5 sacks, 7 TFL, 4 FF, 2 FR. As junior named 1st team all-Big Eight after making 77 tackles and 10 sacks. Was only true sophomore on AP all-Big Eight team after setting school record with 16 sacks, breaking mark of 14 by O'Neal in 1985. Was 1st true freshman to earn locker in varsity dressing room and made 48 tackles, 4 sacks. General studies major.

PERSONAL: Single. Lives in Altus, Oklahoma. Named all-State for Altus High. As DT made 62 tackles and led defense that allowed just 190 total yards and 8.6 points per game. Also made 37 receptions for 637 yards as TE. Is 1 of 5 children. Full name: Jason L. Gildon.

GILDON'S NFL RECORD

TACKLES	Regular Season			Sp.T.	Sacks	FF	FR
	Solo	Asst.	Total				
1994 Pittsburgh AFC	4	0	4	13	20	0	0
TACKLES	Post Season			Sp.T.	Sacks	FF	FR
	Solo	Asst.	Total				
1994 Pittsburgh AFC	0	0	0	1	0.0	0	0



KEVIN GREENE—LB

91

HEIGHT—6-3

WEIGHT—249

COLLEGE—Auburn

BIRTHDATE—July 31, 1962

BIRTHPLACE—Schenectady, New York

HOW ACQUIRED—Unrestricted Free Agent from Los Angeles Rams (1993)

NFL EXPERIENCE—11th Year

GAMES PLAYED-STARTED—'85 (15-0), '86 (16-0), '87 (9-0), '88 (16-14), '89 (16-16), '90 (15-15), '91 (16-16), '92 (16-16), '93 (16-16), '94 (16-16)

CAREER TOTALS: 151-109

STEELERS TOTALS: 32-32

PRO: Relentless approach has earned Greene league-wide respect. Regarded as one of NFL's top pass rushers. Has made 26.5 sacks in two seasons with Steelers. Joined Steelers as unrestricted free agent April 3, 1992. Spent 1st 8 NFL seasons with Los Angeles Rams. Has led respective teams in sacks for last seven seasons. Tied for 8th on NFL's all-time sack list with 99 career sacks. 4th among linebackers. Has been in double figures in sacks 6 times with career-high 16.5 in 1988 and 1989. Earned Pro Bowl honors in 1990 and 1994. Has 3 career safeties, 1 shy of all-time NFL record. Has started 109 of 151 career games played, including last 64 straight (32 for Rams and 32 for Steelers). Has started every game in 5 seasons of career. Began career as Rams' 5th-round draft selection in 1985. **1994:** Captured NFL sack title for 1st time in career with 14 sacks. Tied 2nd for most Steeler sacks in season. Earned 2nd Pro Bowl honors of career. Voted Players Association AFC linebacker of year. Named to all-Pro teams by AP, C&PFW, Football Digest, PFWA, Sporting News and Sports Illustrated. Started every game for 5th time in career. Had 68 tackles (52 solo), 5 blocked passes, 1 forced fumble and a team-high 3 fumble recoveries. Also led team with 26 QB pressures. Earned AFC defensive player of month of November with 26 tackles, 6 sacks and 11 QB pressures. Forced 4th quarter fumble on Steelers' 23 yard line vs. Indianapolis (9/18) with 1:51 remaining in game to secure 31-21 win. Named AFC defensive player of week vs. Houston (11/6) with 7 tackles, 2 sacks and recovered 2 fumbles, including 1st quarter steal on Oilers' 3 yard line that led to Pittsburgh TD. Best game of season vs. Buffalo (11/14) with 3 sacks, 8 tackles, 2 QB pressures. Had 2 sacks vs. Indianapolis (9/18), at L.A. Raiders (11/27) and at Cincinnati (12/4). **1993:** Started all 16 games at LOLB in 1st year with Steelers, leading team with 12.5 sacks which was 3rd-most in team history, most by a Steeler since 1984, and tied for 5th in AFC, 7th in NFL. Also had 67 tackles, 3 forced fumbles, team-high 3 fumbles recovered. Held sackless by Jackie Slater in game 2 at Los Angeles Rams (9/12). Had outstanding game at Atlanta (9/27) with 2 sacks, 3 forced fumbles which set up 2 TDs, 7 tackles to earn defense game ball. Vs. San Diego (10/10) forced interception on hit that knocked John Fries out of game in 3rd quarter. Made 2 sacks and fumble recovery vs. New Orleans (10/17), followed by 1/2 sack at Cleveland (10/24), 1 at Cincinnati (11/7). Got sack and recovered fumble which set up 4th-quarter FG vs. Buffalo (11/15), adding sack at Denver (11/21). At Seattle (12/26) tallied 3 sacks for 1st time since 1992, bringing season total to 11.5. Made sack and fumble recovery vs. Cleveland (1/2) to cap regular season with 12.5 sacks. In playoffs at Kansas City (1/8) made 7 tackles. **1992:** In final season with Rams led team in tackles with 87, sacks with 10 and fumbles recovered with 4. Had 3 sacks vs. New England (9/13) and scored 3rd safety of career vs. New York Jets (9/27) in addition to sack and forced and recovered fumble. Got 2 sacks as starter at DE at Atlanta (11/1). **1991:** Made 15 starts including 6 at LDE, 5 at RDE and 5 at LLB in 4-3. Had 3 sacks, fewest since rookie season, but still shared team lead. Made 1st 4 starts at RDE before moving to LDE vs. Green Bay (9/29). Scored 2nd safety of career vs. San Diego (10/13), got season-high 8 solo tackles vs. New Orleans (11/3). **1990:** Started 15 games and made 13 sacks to lead team for 3rd straight year, ranking 3rd in NFC behind Charles Haley and Reggie White. Had 3 sacks vs. Cleveland (12/2), recovered 2 fumbles at San Francisco (11/25). Shoulder injury ended streak of 33 straight starts in final game at New Orleans (12/31). **1989:** Made 16.5 sacks for 2nd

consecutive season to earn Pro Bowl honors. Was 4th among NFL sackers behind Chris Doleman, Tim Harris and Keith Millard. Had 64 tackles, led team with 3 forced fumbles and recovered 2 fumbles. **1988:** Ranked 2nd behind Reggie White in NFL with 16.5 sacks after starting 14 games. Had career-best 4.5 sacks in season finale at San Francisco (12/18) including 4 in 1st quarter. In playoffs at Minnesota (12/26) made 3 sacks. **1987:** Played in just 9 games but finished 2nd on team with 6.5 sacks. Scored 1st NFL TD on 25-yard interception return in opener at Houston (9/13). **1986:** Made 7 sacks with no starts while playing in all 16 games. Added 33 tackles, 1 fumble recovery. **1985:** Played in 15 games, primarily on special teams. Had 10 special teams tackles, 15 on defense. Made 1st NFL sack in playoffs vs. Dallas (1/4). Drafted by Rams on 1st choice of 5th round, with choice obtained from Buffalo. Was 113th player drafted overall, 17th among LBs.

COLLEGE: Began career as walk-on, capped by making 11 sacks as senior to lead team. Made 69 career tackles as starter at DE. Graduated with degree in criminal justice.

PERSONAL: Married (Tara). Lives in Oxford, Ala. Was 2-year starter at DE for South High in Granite City, Ill. Also played basketball and was high jumper for track team. Owns Gold's Gym in Oxford, Ala., and is a captain in Army Reserve. Full name, Kevin Darwin Greene.

GREENE'S NFL RECORD

INTERCEPTIONS	Regular Season				
	No.	Yds.	Avg.	LG	TD
1987 L.A. Rams NFC	1	25	25.0	25t	1
1988 L.A. Rams NFC	1	10	10.0	10	0
NFL Totals—9 years	2	35	17.5	25t	1

TACKLES	Solo	Asst.	Total	Sp.T.	Sacks	FF	FR
1985 L.A. Rams NFC	11	4	15	10	0	0	0
1986 L.A. Rams NFC	29	4	33	9	7	0	1
1987 L.A. Rams NFC	12	2	14	4	6.5	0	0
1988 L.A. Rams NFC	47	4	51	0	16.5*	2*	0
1989 L.A. Rams NFC	58	6	64	0	16.5*	3*	2
1990 L.A. Rams NFC	52	9	61	0	13*	4	4*
1991 L.A. Rams NFC	41	9	50	0	3*	1	0
1992 L.A. Rams NFC	75*	12	87*	7	10*	3	4*
1993 Pittsburgh AFC	48	19	67	0	12.5*	3	3*
1994 Pittsburgh AFC	52	16	68	0	14.0#	1	3
NFL Totals—10 years	425	85	510	0	99.0	17	17

Additional Statistics: 1 safety in 1988; 1 safety in 1991; 1 safety in 1992.

TACKLES	Post Season						
	Solo	Asst.	Total	Sp.T.	Sacks	FF	FR
1985 L.A. Rams NFC	1	0	1	0	1	0	0
1986 L.A. Rams NFC	0	0	0	0	1	0	0
1988 L.A. Rams NFC	8*	2	10	0	3*	1*	1*
1989 L.A. Rams NFC	14	1	15	0	3*	1	1*
1993 Pittsburgh AFC	5	2	7	0	0	0	0
1994 Pittsburgh AFC	1	1	2	0	0	0	0
NFL Totals—2 years	29	6	35	0	0	0	0

* Team leader #NFL leader

GREENE'S SINGLE GAME CAREER HIGHS

Regular Season

Sacks—4.5 (12-18-88 vs. San Francisco)

Interceptions—1 (9-13-87 vs. Houston, 10-9-88 vs. Atlanta)

Post Season

Sacks—3 (12-26-88 vs. Minnesota)

NFL ALL-TIME SACK LEADERS*

1. 145.0	DE Reggie White	12. 95.5	DE Chris Doleman
2. 132.5	LB Lawrence Taylor	13. 95.0	DT Steve McMichael
3. 126.5	DE Richard Dent	14. 94.5	DE Jim Jeffcoat
4. 118.5	LB Rickey Jackson	15. 93.0	LB Leslie O'Neal
5. 116.0	DE Bruce Smith	16. 92.5	LB/DE Simon Fletcher
6. 109.5	DE Greg Townsend	17. 86.5	LB Pat Swilling
7. 100.0	LB Andre Tippett	18. 86.0	DE Charles Haley
8. 99.0	LB KEVIN GREENE	19. 84.0	DE Howie Long
	DE Sean Jones	20. 83.5	DT Leonard Marshall
10. 97.5	DE Jacob Green		
	DE Dexter Manley		

*Sack became an official NFL statistic beginning in 1982.



ANDRE HASTINGS—WR/PR

88

HEIGHT—6-1

WEIGHT—188

COLLEGE—Georgia

BIRTHDATE—November 7, 1970

BIRTHPLACE—Atlanta, Georgia

HOW ACQUIRED—Draft (3rd in 1993)

NFL EXPERIENCE—3rd Year

GAMES PLAYED-STARTED—93 (6-0)
'94 (16-8)

CAREER TOTALS: 22-8

PRO: Young, talented receiver has skills necessary to become top NFL performer. . . . Quickness and agility are hallmarks of 1993 3rd-round selection.

Can also return kicks and punts. . . . Entered draft as junior. **1994:**

Named starter for first 8 games of season. . . . Played all 16 games, finishing with 20 receptions for 281 yards, 2 TDs. . . . Also had 2 PRs for 15 yards.

. . . Caught TD passes vs. Philadelphia (12/11). . . . Had season-best 5 catches for 52 yards, 1 TD at San Diego (12/24). . . . Played both playoff games and

made 7 receptions for 73 yards. . . . Matched season high with 5 grabs for 55 yards vs. San Diego in Championship game. . . . Had both punt returns

at Houston (11/6). **1993:** Saw action in 6 games, making 3 catches for

44 yards with 12 KORs for 177 yards. . . . Made 1st reception in opener vs.

San Francisco (9/5) for 12 yards in addition to 2 KORs for 33 yards. . . . Inac-

tive for 9 of next 10 games but played in final 4, making 2 catches for 32

yards at Seattle (12/26), and in playoffs at Kansas City (1/8). . . . Entering draft

as junior, was 76th player drafted overall, 9th WR.

COLLEGE: Made 124 receptions for 1,876 yards with 13 TDs to rank 2nd in school history despite playing just 3 seasons. . . . Also ranked 3rd in KOR

yards with 43 for 1,096, adding PR duties as senior, and had 8 career rushing attempts. . . . As junior led team with 52 catches for 860 yards, 5 TDs,

3 runs for 22 yards, 35 PRs for 298 and 14 KORs for 294 to earn 1st team All-SEC honors. . . . Also ranked 20th in nation with average of 134.0 all-purpose

yards/game with 1,474. . . . Set school record as sophomore with 48 recep-

tions for 683 yards, 5 TDs, 14 KORs for 27.1 average. . . . Made 24 catches

for 333 yards, 3 TDs as freshman to earn freshman All-SEC honors with just

2 starts. . . . Also ranked 6th in nation with 28.1-yard KOR average on 15 KORs

Worked towards degree in international business at Georgia during off-

season.

PERSONAL: Single. . . . Lives in Atlanta, Georgia, attended Morrow High

Earned Parade and USA Today all-America honors as senior, as well

as state offensive player of year and state 4A player of year with 59 recep-

tions for 1,083 yards, 15 TDs. . . . Had 184 career catches for 3,132 yards,

41 TDs. . . . Full name: Andre Orlando Hastings.

HASTINGS' NFL RECORD

Regular Season

Regular Season						
RECEIVING	No.	Yds.	Avg.	LG	TD	
1993 Pittsburgh AFC	3	44	14.7	18	0	
1994 Pittsburgh AFC	20	281	14.1	46	2	
NFL Totals—2 years	23	325	14.1	46	2	
KICKOFF RETURNS	No.	Yds.	Avg.	LG	TD	
1993 Pittsburgh AFC	12	177	14.8	22	0	
1994 Pittsburgh AFC	0	0	0.0	0	0	
NFL Totals—2 years	12	177	14.8	22	0	
Punt Returns	No.	FC	Yds	Avg.	LG	TD
1993 Pittsburgh AFC	0	0	0	0.0	0	0
1994 Pittsburgh AFC	2	0	15	7.5	12	0
NFL Totals—2 years	2	0	15	7.5	12	0

Post Season

RECEIVING	No.	Yds.	Avg.	LG	TD
1993 Pittsburgh AFC	0	0	0.0	0	0
1994 Pittsburgh AFC	7	73	10.4	18	0
KICKOFF RETURNS	No.	Yds.	Avg.	LG	TD
1993 Pittsburgh AFC	0	0	0.0	0	0

HASTINGS' SINGLE GAME CAREER HIGHS

Regular Season

Receptions—5 (12-24-94 at San Diego)

Yards Receiving—53 (12-11-94 vs. Philadelphia)

Longest Reception—46 (10-3-94 vs. Houston)

Kickoff Returns—4 (12-19-93 vs. Houston, 12-26-93 vs. Seattle)

Yards Kickoff Returns—62 (12-26-93 vs. Seattle)
Longest Kickoff Return—22 (12-26-93 vs. Seattle)

Post Season

Receptions—5 (1-15-95 vs. San Diego)
Yards Receiving—55 (1-15-95 vs. San Diego)
Longest Reception—18 (1-15-95 vs. San Diego)



JONATHAN HAYES—TE

85

HEIGHT—6-5
WEIGHT—248
COLLEGE—Iowa
BIRTHDATE—August 11, 1962
BIRTHPLACE—Pittsburgh, Pennsylvania
HOW ACQUIRED—Veteran Free Agent (1994)
NFL EXPERIENCE—11th Year
GAMES PLAYED-STARTED—'94 (16-6)
CAREER TOTALS: 152-102
STEELERS TOTALS: 16-6

PRO: Solid, dependable veteran brings 11 years of NFL experience to the Steelers tight end position. Signed as unrestricted free agent July 5, 1994 from Kansas City Chiefs, where he started 96 of 136 games. Durable athlete has only missed four games in career. Has career numbers of 140 receptions, 1,591 yards and 13 touchdowns. Ended career with Chiefs as 3rd-best tight end in team history. Entered NFL as second-round draft choice in 1985. **1994:** Played 16 games and made 6 starts. Finished season with 5 receptions for 50 yards, 1 TD. Started season-opener for Eric Green (contract). Also started vs. Cincinnati (10/19), at Houston (11/6), vs. Buffalo (11/14), vs. Miami (11/20) and at San Diego (12/24). Caught a pass in four of his six games started. Caught first TD as Steeler at Cincinnati (12/4). Played in both playoff games, made 1 catch for 16 yards. **1993:** Started all 16 regular season games and all 3 postseason games. Set career highs with 24 receptions and 331 yards. Made career-long 49-yard reception vs. Tampa Bay (9/5). Had one touchdown (11 yards) at Denver (12/12). **1992:** Used primarily as blocker. Caught 9 passes for 77 yards and 2 TDs. Season-high 4 passes for 44 yards and 2 TDs (12 and 5 yards) vs. Denver (12/27). Started all 16 games for second straight season. **1991:** Started all 16 games and made 19 receptions for 208 yards and 2 TDs. Made 7-yard TD reception vs. New Orleans (9/8). Caught 6-yard TD reception in win over L.A. Rams (11/10). Started both playoff games making one catch for 21 yards at Buffalo (1/5/92). **1990:** Missed first 4 games with shoulder injury suffered in final preseason contest. Placed on injured reserve. Caught 9 passes for 83 yards. Made one-yard TD grab vs. Detroit (10/14). Caught one pass for 5 yards in playoff loss at Miami (1/5/91). **1989:** Started all 16 games for first time in career. Made 18 receptions for 229 yards and 2 TDs. Two TDs tied career high. Had 11 of 18 receptions in final five games. Had two 4-catch games, accumulating 53 yards at Green Bay (12/10) and 62 yards at Miami (12/24). Added 6 special teams tackles. **1988:** Started final 9 games of season after beginning year as backup. Made career-high 22 receptions and 233 yards. Made 15 catches for 159 yards in final 4 games. Tied career-high with 5 catches for season-high 64 yards at N.Y. Giants (12/11). **1987:** Started 8 of final 9 games. Finished 4th on team with 21 catches for career-high 272 yards. Set career best with 5 receptions for 105 yards vs. N.Y. Jets (11/15). Set career long of 33 yards. **1986:** Started 4 games in 2-tight end set. Caught 8 passes for 69 yards. **1985:** Made 5 catches in final 6 games. First NFL reception Week 11 vs. San Francisco (11/17). First NFL TD vs. San Diego (12/22), 6-yard catch was game-winning score. Led special teams with 15 tackles. Was first tight end selected in 1985 Draft, 42nd choice overall.

COLLEGE: Finished career with 50 receptions for 602 yards and 5 TDs. Played linebacker as freshman and most of sophomore season. First team All-America by Gannett News Service.

PERSONAL: Single. Raises Cutting Horses on farm near Kansas City, Missouri and works for Cass County Sheriff Department as Posse Member. Attended South Fayette (Pa.) High School. Earned all-state and all-conference honors in football twice and basketball once. Caught 27 passes and 10 TDs as senior. Made 140 tackles on defense. Active with American Diabetes Association, United Way and American Cancer Association. Has charity called Hayes Huddle. Older brother, Jay, played defensive end for Detroit ('82) and Washington ('83) and is presently a coach for the University of Wisconsin. Full name: Jonathan Michael Hayes.

HAYES' NFL RECORD

Regular Season

RECEIVING	No.	Yds.	Avg.	LG	TD
1985 Kansas City AFC	5	39	7.8	12	1
1986 Kansas City AFC	8	69	8.6	16	0
1987 Kansas City AFC	21	272	13.0	33	0
1988 Kansas City AFC	22	233	10.6	25	1
1989 Kansas City AFC	18	229	12.7	23	2
1990 Kansas City AFC	9	83	9.2	23	2
1991 Kansas City AFC	19	208	10.9	23	2
1992 Kansas City AFC	9	77	8.6	21	2
1993 Kansas City AFC	24	331	13.8	49	1
1994 Pittsburgh AFC	5	50	10.0	17	1
NFL Totals—10 years	140	1,591	11.4	49	13

Post Season

RECEIVING	No.	Yds.	Avg.	LG	TD
1986 Kansas City AFC	0	0	0.0	0	0
1990 Kansas City AFC	1	5	5.0	5	0
1991 Kansas City AFC	1	21	21.0	21	0
1992 Kansas City AFC	0	0	0.0	0	0
1993 Kansas City AFC	5	34	6.8	10	0
1994 Pittsburgh AFC	1	16	16.0	16	0
NFL Totals—10 years	8	76	9.5	21	0



KEVIN HENRY—DE

76

(Pronounced KEE-vin)

HEIGHT—6-4

WEIGHT—275

COLLEGE—Mississippi State

BIRTHDATE—October 23, 1968

BIRTHPLACE—Mound Bayou, Mississippi

HOW ACQUIRED—Draft (4th in 1993)

NFL EXPERIENCE—3rd Year

GAMES PLAYED-STARTED—'93 (12-1), '94 (16-5)

CAREER TOTALS: 28-6

PRO: Hard-working defender provided steady play in 1994 . . . Used primarily as pass rusher . . . tough competitor provides dependable back-up on defensive line . . . Also plays on special teams . . . **1994:** Played his 1st full season and made 5 starts at right defensive end . . . Finished with 17 tackles (12 solo) 1 pass defense, 1 fumble recovery and 10 QB pressures . . . Started games 3-8 in place of injured Ray Seals (thumb) . . . Made 4 tackles at Seattle (9/25) in 1st start of season . . . Had 3 tackles and recovered fumble forced by Kevin Greene vs. Indianapolis (9/18) to help seal a 31-21 win . . . **1993:** Played in 12 of last 14 games including 1 start, finishing with 7 tackles, 1 sack, 1 interception, 1 blocked pass . . . Was inactive for 1st 2 games and played in 3rd before making 1st NFL start week 4 at Atlanta (9/27) at RDE in nickel defense . . . Had 1 solo tackle vs. Falcons and made interception off pass batted by Gerald Williams, setting up FG . . . Played extensively in dime defense making 2 tackles at Houston (11/28) . . . Got 1st sack at Seattle (12/26) . . . Inactive vs. Cleveland (1/2) and in playoffs at Kansas City (1/8) . . . Was 108th player drafted overall

COLLEGE: A 2-year starter . . . As senior RDE made 66 tackles, 3 sacks, 1 interception, 3 forced fumbles . . . Made 47 tackles, 2 sacks as junior . . . Played in every game as sophomore making 6 sacks among 13 tackles . . . Sat out 1989 season to meet NCAA eligibility after redshirting in 1988 . . . Majored in sociology.

PERSONAL: Single . . . Lives in Pittsburgh . . . Played DE and TE at John F. Kennedy High in native Mound Bayou, Miss., earning all-conference, all-county and county MVP honors . . . Had 53 career receptions for 769 yards, 7 TDs, and was leading tackler as junior . . . Won 3 basketball letters, averaging double figures in points and rebounds . . . Full name: Kevin Lerell Henry.

HENRY'S NFL RECORD

Regular Season

TACKLES	Solo	Asst.	Total	Sp.T.	Sacks	FF	FR
1993 Pittsburgh AFC	4	3	7	0	1	0	0
1994 Pittsburgh AFC	12	5	17	0	0	0	1
NFL Totals—2 years	16	8	24	0	1	0	1

INTERCEPTIONS	No.	Yds.	Avg.	LG	TD
1993 Pittsburgh AFC	1	10	10.0	10	0

TACKLES	Post Season				Sp.T.	Sacks	FF	FR
	Solo	Asst.	Total					
1993 Pittsburgh AFC	0	0	0		0	0	0	0
1994 Pittsburgh AFC	0	1	1		0	0	0	0
NFL Totals—2 years	0	1	1		0	0	0	0



JOHN JACKSON—OT

65

HEIGHT—6-6

WEIGHT—293

COLLEGE—Eastern Kentucky

BIRTHDATE—January 4, 1965

BIRTHPLACE—Camp Kwe, Okinawa

HOW ACQUIRED—Draft (10th in 1988)

NFL EXPERIENCE—8th Year

GAMES PLAYED-STARTED—'88 (16-0),

'89 (14-12), '90 (16-16), '91 (16-16), '92 (16-13),

'93 (16-16), '94 (16-16)

CAREER TOTALS: 110-89

PRO: Size and agility make Jackson a powerful force at left tackle. . . Reliable and consistent blocker who earned nod from NFL peers as he was voted an alternate to the Pro Bowl. . . Durable lineman has only missed 2 games since beginning career as 10th-round selection in 1988. . . Streak of 94 consecutive games played entering 1995 is 4th-longest on team. . . **1994:** Started all 16 games and both playoff contests at LT. . . Key component of line that paved way for NFL rushing title. . . **1993:** Started all 16 games at LT for 3rd time in 4 seasons, extending games played streak to 78 and starts streak to 24. . . Earned game ball along with rest of OL vs. San Diego (10/10) after ending Leslie O'Neal's sack streak at 8 games. . . The following week vs. New Orleans (10/17) held NFL sack co-leader Renaldo Turnbull sackless. . . Held Bruce Smith without a sack vs. Buffalo (11/15). . . Started and played entire playoff game at Kansas City (1/8). . . **1992:** Made 13 starts, extending streak of consecutive games started to 49. . . Started 1st 5 games before splitting time with Justin Strzelczyk for 3 weeks at midseason. . . Returned to starting lineup for final 8 games in addition to postseason. . . In playoffs vs. Buffalo (1/9) left game in 4th quarter after suffering spinal cord contusion in lower back. . . **1991:** Started all 16 games for 2nd straight year at LT. . . **1990:** Made 16 starts for 1st time in career. . . Was 1 of 3 OL to start all 16 games. . . **1989:** Played in 14 games, starting last 12 at LT. . . Inactive for 1st 2 games with ankle injury suffered in preseason. . . **1988:** Played in all 16 games as rookie, primarily on special teams. . . Drafted with extra choice obtained from Tampa Bay for DB Rick Woods. . . Was 252nd player drafted overall.

COLLEGE: A 3-year starter, served as team co-captain as senior and earned All-Ohio Valley Conference honors. . . Graduated in 1991 with degree in police administration, minor in physical education.

PERSONAL: Married (Joan) with sons Josh (10/2/88) and Jordan (8/6/92). . . Lives in Cincinnati, Ohio, attended Woodward High. . . Wife Joan majored in data processing and text editing at University of Cincinnati, is now realtor in Cincinnati area. . . Full name: John Jackson.



CHARLES JOHNSON—WR

81

HEIGHT—6-0

WEIGHT—188

COLLEGE—Colorado

BIRTHDATE—January 3, 1972

BIRTHPLACE—San Bernardino, California

HOW ACQUIRED—Draft (1st in 1994)

NFL EXPERIENCE—2nd Year

GAMES PLAYED-STARTED—'94 (16-9)

PRO: Speed, quickness and agility are hallmarks of 1994's 1st-round draft choice. . . Handled ball in all phases of offense and special teams. . . 1 of 3 rookies, along with Jason Gildon and Ed Robinson, to play every game. . . **1994:** Played every game and started 9 of 1st 11 games of season. . . Led all Steelers' receivers and ranked 3rd overall with 38 receptions. . . Ranked 4th among NFL rookie receivers. . . Led team with 16 KORs and 2nd with 16 PRs. . . Caught 2 passes for 21 yards in 1st NFL start vs. Dallas (9/4). . . Led team with 5 receptions for 72 yards and played most of 2nd half with mild concussion at Cleveland (9/11). . . Made 1st-career TD at Seattle (9/25) and led team with 7 grabs for 99 yards. . . Took over main KOR duties

at Arizona (10/30) KOR fumble in OT set up Cardinals' winning FG
 Led team for 3rd time vs. Buffalo with 4 catches for 40 yards Tied best
 game and led team with 7 grabs for 84 yards Had team-long KOR of
 71 yards at Cincinnati (12/4) to set up 1st quarter TD Had season-best
 6 PRs vs. Philadelphia (12/11) Had best game in regular-season finale
 at San Diego (12/24) Made 4 catches for 165 yards and 2 TDs, including
 84-yarder from Mike Tomczak Added 3 PRs and 6 KORs to give 273
 all-purpose yards Was Steelers' only 100-yard receiving game of regular
 season Played both playoff games and contributed 6 KORs for 101 yards
 Was 1st WR selected in 1994 draft, #17 overall

COLLEGE: Was named 1993 Big Eight offensive player of the year
 Ranked 2nd in school history with 127 receptions for school-record 2,447
 yards, and 15 TDs which shares school record First WR in school history
 to top 2,000 career receiving yards As senior named 1st team all-Big
 Eight with team-leading 57 catches for 1,082 yards, school-record 9 TDs
 Named 1st team all-Big Eight as junior after making 57 receptions for school-
 record 1,149 yards, 5 TDs Joined WR Michael Westbrook to form 4th
 receiving tandem in NCAA history to gain 1,000 receiving yards each in same
 season Graduated with degree in marketing, earning Academic all-Big
 Eight Honor Roll accolades and school's "Academic Starters" recognition
 with 3.0 GPA.

PERSONAL: Single Lives in Boulder, Colorado Attended Cajon High
 in San Bernardino, California Made 48 catches for 899 yards, 17 TDs
 Named all-America despite playing in only 2 games as senior after suffering
 knee injury, finishing with 8 receptions for 200 yards, 4 TDs Had 32 recep-
 tions and 12 TDs as junior Ran 110-meter high and 300-meters intermedi-
 ate hurdles for track team and lettered in basketball In 1994 was Steelers
 recipient of Ed Block Courage Award Full name: Charles Johnson.

JOHNSON'S NFL RECORD

Regular Season						
RECEIVING	No.	Yds.	Avg.	LG	TD	
1994 Pittsburgh AFC	38	577	15.2	84†	3	
RUSHING	No.	Yds.	Avg.	LG	TD	
1994 Pittsburgh AFC	4	1	0.2	7	0	
KICKOFF RETURNS	No.	Yds.	Avg.	LG	TD	
1994 Pittsburgh AFC	16	345	21.6	71	0	
PUNT RETURNS	No.	FC	Yds.	Avg.	LG	TD
1994 Pittsburgh AFC	15	7	90	6.0	15	0
Post Season						
RECEIVING	No.	Yds.	Avg.	LG	TD	
1994 Pittsburgh AFC	0	0	0.0	0	0	
KICKOFF RETURNS	No.	Yds.	Avg.	LG	TD	
1994 Pittsburgh AFC	6	101	16.8	24	0	
PUNT RETURNS	No.	FC	Yds.	Avg.	LG	TD
1994 Pittsburgh AFC	0	1	0	0.0	0	0

JOHNSONS' SINGLE GAME CAREER HIGHS

Regular Season

Receptions—7 (9-25-94 at Seattle, 11-20-94 vs. Miami)
Yards Receiving—165 (12-24-94 at San Diego)
Longest Reception—84† (12-24-94 at San Diego)
TDs Receiving—2 (12-24-94 at San Diego)
Kickoff Returns—3 (12-24-94 at San Diego)
Kickoff Return Yards—79 (12-4-94 at Cincinnati)
Longest Kickoff Return—71 (12-4-94 at Cincinnati)
Punt Returns—6 (12-24-94 at San Diego, 12-11-94 vs. Philadelphia)
Punt Return Yards—88 (12-24-94 at San Diego)
Longest Punt Return—23 (12-24-94 at San Diego)

Post Season

Kickoff Returns—4 (1-7-95 vs. Cleveland)
Kickoff Return Yards—73 (1-15-95 vs. San Diego)
Longest Kickoff Return—24 (1-15-95 vs. San Diego)



TODD KALIS—G

62

(Pronounced KA-lis)

HEIGHT—6-5½

WEIGHT—296

COLLEGE—Arizona State

BIRTHDATE—May 10, 1965

BIRTHPLACE—Stillwater, Minnesota

HOW ACQUIRED—Unrestricted free agent from Minnesota (1994)

NFL EXPERIENCE—8th Year

GAMES PLAYED-STARTED—'88 (14-0), '89 (16-16), '90 (15-14), '91 (16-8), '92 (0-0), '93 (16-7), '94 (11-11)

CAREER TOTALS: 88-56

STEELERS TOTALS: 11-11

PRO: Steelers landed proven NFL lineman as unrestricted free agent from Minnesota on May 20, 1994. . . Driven, dedicated athlete became a steady, consistent performer at RG. . . Has started 56 of 88 career games, including 11 games for Steelers in 1994. . . **1994:** Took over RG position in training camp and never relinquished until suffering fibula fracture in left leg vs. Miami (11/20). . . Placed on IR for remainder of season. . . **1993:** Played in 16 games and started 11 while alternating between guard and tackle as he bounced back from knee injury. . . **1992:** Missed the entire season with a knee injury suffered in the final preseason game vs. Washington (8-29). . . **1991:** Played 16 games and started eight and split time at guard in games he did not start. Saw limited action on special teams. . . **1990:** Started 14 of the 15 games he played. Suffered a sternum injury in opener vs. Kansas City and missed the following week against New Orleans. . . **1989:** Earned regular position in second year and started all 16 games to give Vikings a starting guard tandem with Randall McDaniel of former Arizona State players. Took over for Terry Tausch who signed with San Francisco as a free agent. . . **1988:** Fourth round draft choice. . . Was the 17th offensive lineman, fifth guard and 108th player selected. . . Played the final 14 games on special teams and as a backup guard and tackle.

COLLEGE: Four year letterman and three year starter. . . All PAC-10 1st team as a senior. . . Was recruited as a tight end. . . Played in 1987 Senior Bowl. . . Member of school's powerlifting team. . . Majored in economics.

PERSONAL: Married (Stephanie) with daughter Brittanie Lauren (11/25/86) and son Kyle Brockton (12/21/93). . . Lives in Scottsdale, Arizona. . . Was an honorable mention All-America punter at Thunderbird High in Phoenix.



CRAIG KEITH—TE

87

HEIGHT—6-3

WEIGHT—262

COLLEGE—Lenoir-Rhyne

BIRTHDATE—April 27, 1971

BIRTHPLACE—Raleigh, North Carolina

HOW ACQUIRED—Draft (7th in 1993)

NFL EXPERIENCE—3rd year

GAMES PLAYED-STARTED—'93 (1-0), '94 (16-1)

CAREER TOTALS: 17-1

PRO: Productive young player has shown good all-around ability. . . Excelled on special teams and saw limited time as backup tight end. . . **1994:** Played every regular-season game and made 1 reception for 2 yards. . . Added 5 special teams tackles. . . Made 1st career start in 2-TE formation vs. Houston (10/3). . . Made 1st career reception vs. Philadelphia (12/11) in 4th quarter drive that led to go-ahead TD. . . Had 2 special teams tackles at N.Y. Giants (10/23). . . Played vs. Cleveland (1/7) in playoffs. . . Was inactive for Championship game (1/15). . . **1993:** Dressed for 2 games and saw action in 1 as rookie. . . Was inactive for 1st 6 and last 8 contests as well as playoffs at Kansas City (1/8). . . Saw action for 1st time on special teams at Cleveland (10/24). . . Dressed but did not play in following game at Cincinnati (11/7). . . Was 189th player drafted overall.

COLLEGE: A 2-year starter who completed career with 62 receptions for 723 yards, 6 TDs. . . As senior named honorable mention NAIA Division I All-America on 1st team All-SAC after making 24 catches for 294 yards in 9 games, missing 1 with knee injury. . . Had career-high 29 receptions for 326 yards, 4 TDs as junior to get 1st team All-SAC honors. . . Had 9 catches for 103 yards in 11 games as sophomore. . . Majored in psychology.

PERSONAL: Single. . . Lives in Raleigh, N.C., attended Millbrook High. . . Earned academic all-conference honors as LB and DE. . . Also played basketball and ran track. . . Full name: Craig Carlton Keith.

KEITH'S NFL RECORD

RECEIVING	Regular Season				
	No.	Yds.	Avg.	LG	TD
1993 Pittsburgh AFC	0	0	0.0	0	0
1994 Pittsburgh AFC	1	2	2.0	2	0
NFL Total—2 years	1	2	2.0	2	0
RECEIVING	Post Season				
	No.	Yds.	Avg.	LG	TD
1993 Pittsburgh AFC	0	0	0.0	0	0
1994 Pittsburgh AFC	0	0	0.0	0	0
NFL Total—2 years	0	0	0.0	0	0



LEVON KIRKLAND—LB

99

(pronounced luh-VON)

HEIGHT—6-1

WEIGHT—255

COLLEGE—Clemson

BIRTHDATE—February 17, 1969

BIRTHPLACE—Lamar, South Carolina

HOW ACQUIRED—Draft (2nd in 1992)

NFL EXPERIENCE—4th Year

GAMES PLAYED—STARTED—'92 (16-0).

'93 (16-13), '94 (16-15)

CAREER TOTALS: 48-28

PRO: Hard work, dedication and consistent, error-free play are all trademarks of this 4th-year veteran. Has produced 100 or more tackles in each of last 2 seasons. Second season as full-time starter and defensive signal caller. Has not missed game since joining team. **1994:** Played every game and finished 2nd on team to fellow LB Chad Brown with 100 tackles (70 solo), 3 sacks, 2 interceptions and six pass defenses. Made 1st sack of season, 2nd of career vs. Indianapolis (9/18). Had 1st-career interception and finished 2nd on team with 9 tackles vs. Cincinnati (10/16), steal led to TD and 14-0 Pittsburgh halftime lead. 2nd on team with season-high 11 tackles vs. Arizona (10/30). Had 2nd interception vs. Miami (11/20). Led team with 9 tackles vs. Eagles (12/11). Also had 1 sack at N.Y. Giants (10/23) and Houston (11/6). Ended regular-season with 8 tackles at San Diego, 2nd on team. Added 14 tackles while starting both playoff games. Led team with 10 stops vs. San Diego in Championship game. **1993:** Won starting job over veteran David Little and made 12 starts in base defense. Finished 2nd to Greg Lloyd with 103 tackles and 4 forced fumbles, adding 1 sack, 2 fumble recoveries including 1 TD. Also made 3 special teams tackles. Shared team lead with 10 tackles vs. San Francisco (9/5) in 1st NFL start. Scored TD on 16-yard return of fumble vs. San Diego (10/10) for game's only TD. Got 1st sack the next week vs. New Orleans (10/17), forcing fumble which set up TD. Shared team lead with 11 tackles plus 1 special teams tackle at Denver (11/21). Made game-saving tackle at goal line on final play in 17-14 win vs. New England (12/5). Vs. Houston (12/19) did not start in dime defense but replaced injured Greg Lloyd at MLB and made 8 tackles, 1 forced fumble, 1 fumble recovery which set up 4th-quarter TD. Forced 2 fumbles vs. Cleveland (1/2). In playoffs at Kansas City (1/8) made team-leading 12 tackles. **1992:** Played in all 16 games on special teams, lying for 3rd with 10 tackles. Made 2 special teams tackles each at San Diego (9/20) and Cleveland (10/11), 1 in each of 6 other games. Batted down pass at line of scrimmage at Buffalo (11/8). Was 38th player drafted overall, 5th among LBs behind Quentin Coryatt, Marco Coleman, Robert Jones and Mark D'Onofrio.

COLLEGE: As 4-year starter at OLB, made 19 sacks to rank 4th in school history. Did not miss a game, setting school OLBs record with 43 starts. One of 12 Lombardi Award finalists as senior after making 5.5 sacks, 67 tackles to also earn 1st team All-America and All-ACC honors. As junior was only underclassman among 5 Butkus Award finalists. Finished with 6.5 sacks, 77 tackles, 3 interceptions as sophomore. Made 5.5 sacks and 71 tackles as freshman making 7 starts. Worked toward degree in sociology at Clemson during off-season.

PERSONAL: Single. Lives in Lamar, S.C. Attended Lamar High, earning honorable mention all-state honors playing TE, OLB and KR. Also lettered in basketball. Full name: Lorenzo Levon Kirkland.

KIRKLAND'S NFL RECORD

INTERCEPTIONS	Regular Season						
	No.	Yds.	Avg.	LG	TD		
1994 Pittsburgh AFC	2	0	0.0	0	0		
TACKLES	Solo	Asst.	Total	Sp.T.	Sacks	FF	FR
1992 Pittsburgh AFC	1	4	5	10	0	0	0
1993 Pittsburgh AFC	64	39	103	3	1	4	2
1994 Pittsburgh AFC	70	30	100	1	3	0	0
NFL Totals—3 years	135	73	208	14	4	4	2
TACKLES	Post Season						
	Solo	Asst.	Total	Sp.T.	Sacks	FF	FR
1992 Pittsburgh AFC	0	0	0	0	0	0	0
1993 Pittsburgh AFC	11*	2	13*	0	0	0	0
1994 Pittsburgh AFC	7	7	14	0	0	0	0
NFL Totals—3 years	18	9	27	0	0	0	0

*Team leader



CARNELL LAKE—SS

37

HEIGHT—6-1

WEIGHT—210

COLLEGE—UCLA

BIRTHDATE—July 15, 1967

BIRTHPLACE—Salt Lake City, Utah

HOW ACQUIRED—Draft (2nd in 1989)

NFL EXPERIENCE—7th Year

GAMES PLAYED—STARTED—'89 (15-15).

'90 (16-16), '91 (16-16), '92 (16-16), '93 (14-14)

'94 (16-16)

CAREER TOTALS: 93-93

PRO: Durable, hard-hitting secondary standout had best season as Pro Consistency and hard work finally paid off with first Pro Bowl selection of career following 1994 season. Has been regular starter at SS since arriving as 2nd-round draft choice in 1989, starting all 93 games played and missing only 3 games in career. Made conversion from college LB to SS. **1994:** Earned first Pro Bowl berth of career. Named all-Pro by AP and College and Pro Football Newsweekly. Started every game for 4th time in 6-year career. Finished 5th on team with 82 tackles (68 solo), 1 sack, 1 interception, and 14 pass defenses. Added 3 forced fumbles and 1 fumble recovery. Led team with 12 tackles vs. Dallas in season opener (9/4). Tied team lead with 7 tackles at Cleveland (9/11). Recovered 4th-quarter fumble forced by Greg Lloyd on Cincinnati's final drive to preserve 14-10 win (10/16). Made 6 tackles and his only interception of season vs. Buffalo (11/14). Had forced fumble at Arizona (10/30), vs. Houston (11/6), and Cleveland (12/18). Recorded Steelers' only safety of season vs. Cleveland in playoff game (1/7). Finished postseason with 10 tackles to rank third on team. **1993:** Had career highs with 4 interceptions, 5 sacks and 91 tackles, adding 1 forced fumble, 2 fumbles recovered. Got 1st interception in 3 years in opener vs. San Francisco (9/5), setting up FG. Made 10 tackles and forced interception in 50th consecutive start at Los Angeles Rams (9/12) but left game with sprained ankle and was inactive the next week, ending streak of 50 starts. Dressed but did not play at Atlanta (9/27). Made interception and forced fumble vs. New Orleans (10/17), earned defense game ball at Cincinnati (11/7) with 7 tackles, 2 passes defended. Got 6th career sack and 4th vs. Broncos at Denver (11/21), followed by 2 sacks among 8 tackles at Houston (11/28). Made interception, 5 tackles, 4 passes defended vs. New England (12/5). Had excellent game at Miami (12/13) with 1 sack, 1 interception, 1 fumble recovery, 8 tackles, 2 QB pressures. In 75th career start vs. Houston (12/19) recovered fumble and got 5th sack of season. In playoffs at Kansas City (1/8) made 6 tackles. **1992:** Started all 16 games for 3rd straight season, finishing with 85 tackles, 2 sacks, 2 forced fumbles, 2 fumble recoveries. Led team with 12 tackles at Buffalo (11/8) and set up TD with return of fumble vs. Detroit (11/15). Got sacks at Cincinnati (11/29), vs. Seattle (12/6). In playoffs got team's lone sack among 4 tackles vs. Buffalo (1/9). **1991:** Started all 16 games and made 83 tackles to rank 2nd on team, 1 sack, 10 passes defended. Had season-high 11 tackles at Buffalo (9/8). Got sack at Denver (11/3) for 3rd in 3 seasons. **1990:** Tied for 3rd on team with 67 tackles, 1 interception, 11 passes defended, 1 sack, 2 fumbles forced, 1 fumble recovered. Got interception vs. San Diego (10/7) followed by sack the next week at Denver (10/14). Forced fumbles vs. Atlanta (11/4) and Cleveland (12/23), recovering 1 of 8 fumbles by Browns. **1989:** Unanimous choice as Steelers' rookie of year as well as 1st team NFL all-rookie after starting 1st 15 games. Had more starts than any other Steelers rookie, finishing with 70 tackles. Also led team with 5 fumble recoveries, made 5 special teams tackles.

Named AFC defensive player of week at Cleveland (10/15) with interception, fumble recovery, 5 solo tackles . . . Got 1st NFL sack at Denver (11/5), recovered 2 fumbles vs. San Diego (11/19), set up TD on return with fumble recovery and lateral at Miami (11/26) . . . Sat out season finale at Tampa Bay (12/24) with bruised chest, returning to start both playoff games . . . In playoffs made 8 tackles at Houston (12/31), 7 at Denver (1/7) . . . Was 34th player drafted overall, 5th DB and 1st in 2nd round behind Deion Sanders, Donnell Woolford, Steve Atwater and Louis Oliver.

COLLEGE: A 3-year starter at OLB, made 24.5 sacks, 275 tackles (165 solo), 5 fumble recoveries, 1 interception . . . Named first team All-America and All-PAC 10 as senior with 78 tackles, 4.5 sacks . . . As junior made 13 sacks to lead PAC 10, career-high 53 solo tackles among 88 total . . . Had 4 sacks, 75 tackles as sophomore in 1st year as starter . . . Graduated in June, 1993 with degree in political science.

PERSONAL: Married (Monica) . . . Lives in Pittsburgh . . . An honorable mention All-America by The Sporting News and Adidas/Scholastic Coach as RB and OLB for Culver City High in Inglewood, Cal . . . Rushed for 956 yards, 12 TDs in 1st 5 games of senior year before dislocating elbow . . . Was inducted into Culver City High Hall of Fame on June 7, 1991 and has established \$1500 scholarship fund at alma mater . . . Father (Eugene) is from nearby Midland, Pa. . . Full name: Carnell Augustino Lake.

LAKE'S NFL RECORD

Regular Season

INTERCEPTIONS	No.	Yds.	Avg.	LG	TD
1989 Pittsburgh AFC	1	0	0.0	0	0
1990 Pittsburgh AFC	1	0	0.0	0	0
1991 Pittsburgh AFC	0	0	0.0	0	0
1992 Pittsburgh AFC	0	0	0.0	0	0
1993 Pittsburgh AFC	4	31	7.8	26	0
1994 Pittsburgh AFC	1	2	2.0	2	0
NFL Totals—6 years	7	33	4.7	26	0

TACKLES

	Solo	Asst.	Total	Sp.T.	Sacks	FF	FR
1989 Pittsburgh AFC	63	7	70	5	1	2	5*
1990 Pittsburgh AFC	57	10	67	2	1	2	1
1991 Pittsburgh AFC	70	13	83	0	1	0	0
1992 Pittsburgh AFC	66	19	85	0	2	2	2
1993 Pittsburgh AFC	77	14	91	0	5	1	2
1994 Pittsburgh AFC	68	14	82	0	1	3	1
NFL Totals—6 years	401	77	478	7	11	11	11

Post Season

TACKLES	Solo	Asst.	Total	Sp.T.	Sacks	FF	FR
1989 Pittsburgh AFC	10*	5	15*	0	0	0	0
1992 Pittsburgh AFC	4	0	4	0	1	0	0
1993 Pittsburgh AFC	4	2	6	0	0	0	0
1994 Pittsburgh AFC	7	3	10	1	0	0	0
NFL Totals—6 years	25	10	35	1	1	0	0

*Team leader



GREG LLOYD—LB

95

HEIGHT—6-2

WEIGHT—226

COLLEGE—Fort Valley State

BIRTHDATE—May 26, 1965

BIRTHPLACE—Miami, Florida

HOW ACQUIRED—Draft (6th in 1987)

NFL EXPERIENCE—9th Year

GAMES PLAYED—STARTED—87 (IR), '88 (9-4),

'89 (16-16), '90 (15-14), '91 (16-16), '92 (16-16),

'93 (15-15), '94 (15-15)

CAREER TOTALS: 102-96

PRO: One of National Football League's most dominating players . . . Two-time Steelers' MVP (1991, '94), 4-time Pro Bowl selection (1992-95), and 2-time team sack leader (1989, '92) in 8 NFL seasons . . . Has 42.5 career sacks to lead active Steelers and rank 5th in team history . . . Has led team in forced fumbles last 4 years with 23 . . . Began NFL career as 6th-round draft choice and missed 1st 1-1/2 seasons with knee injuries . . . Is 4th LB in Steelers' history to play in 4 Pro Bowls . . . Only LBs Andy Russell, Jack Ham, and Jack Lambert have played in more Pro Bowls . . . Entering 1995 is 6th among active Steelers with 96 starts in 102 games . . . **1994:** Named to 4th Pro Bowl in 6th season as starter . . . Voted MVP by teammates for second time in career . . . Consensus all-Pro by AP, C&PFW, Football Digest, Sports Illustrated, USA Today . . . Named defensive player of year by United Press International and

Kansas City 101 Club . . . Played 15 games with 15 starts . . . Ranked 3rd on team with 91 tackles (73 solo), career-highs with 10 sacks and 7 forced fumbles . . . Also had 10 pass defenses and 1 fumble recovery . . . Tied team record with sack in 6 consecutive games, Games 5-10 . . . Was third on team with 21 QB pressures . . . Opened season with 10 tackles vs. Dallas (9/4) . . . Led team with 8 stops vs. Houston (10/3), also had 1 forced fumble and 1 sack . . . Ended 4 of Bengals final 13 plays including a sack and forced fumble to preserve 14-10 win at Cincinnati (10/16) . . . October heroics earned Lloyd AFC defensive player of month . . . Made 27 tackles, sack in every October game and 3 forced fumbles . . . Led team with 9 tackles vs. Miami (11/20) . . . Did not dress for San Diego game (12/24) . . . Made 11 tackles while starting both playoff games . . . **1993:** Named Pro Bowl starter after leading team in tackles for 1st time with 111, including 6 sacks, and in forced fumbles with 5 . . . Started 15 games, missing week 17 at Seattle (12/26) with hamstringing injury which ended streak of 47 straight starts . . . Made 16 tackles in 1st 2 games before earning defense game ball vs. Cincinnati (9/19) with sack, team-high 8 tackles . . . Got 14 tackles and fumble recovery at Atlanta (9/27) . . . Named AFC defensive player of week and got defense game ball vs. San Diego (10/10) with sack, team-leading 11 tackles and 2 forced fumbles, 1 of which was returned by Levon Kirkland for game's only TD . . . Shared lead with 8 tackles vs. New Orleans (10/17) before getting sack and forced fumble at Cleveland (10/24) . . . Tackle leader at Cincinnati (11/7) with 8, at Houston (11/28) with 12 while starting at MLB in dime defense . . . Named AFC defensive player of week for 2nd time at Miami (12/13) with 2 sacks, 7 tackles . . . Strained L hamstring vs. Houston (12/19) and was inactive at Seattle (12/26) . . . Returned to start vs. Cleveland (1/2) and forced 2 fumbles which set up 2 FGs in addition to 1 sack to move to 7th in team history . . . In playoffs at Kansas City (1/8) made 1 sack among 3 tackles . . . **1992:** Led team in sacks (6.5), fumbles forced (5) and fumbles recovered (3) to earn 2nd trip to Pro Bowl as "need" player . . . Had interception at San Diego (9/20), 13 tackles at Green Bay (9/27), including 1/2 sack, 1 forced fumble . . . Had forced fumble and sack among 9 tackles vs. Cincinnati (10/19) followed by 2 sacks at Kansas City (10/25) for 4th multiple-sack game of career . . . Made 8 solo stops and forced 2 fumbles at Buffalo (11/8), followed by forced fumble, blocked pass and 5 tackles vs. Detroit (11/15) . . . Had 2 sacks at Chicago (12/13) for 2nd 2-sack game of year . . . **1991:** As need player became 8th LB under Chuck Noll to play in Pro Bowl, joining Andy Russell, Henry Davis, Jack Ham, Jack Lambert, Robin Cole, Mike Merriweather and David Little . . . Was 3rd on team with 76 tackles, 2nd with 8 sacks, led team with 6 forced fumbles, shared lead with 2 fumbles recovered, and added 1 interception . . . Also handled long-snapping duties on punts for 4 games . . . Had 2 sacks, fumble recovery in opener vs. San Diego (9/1) . . . Got interception vs. New England (9/15), followed by a sack in each of next 2 games at Philadelphia (9/22) and Indianapolis (10/6) . . . Earned game ball in OT win at Cincinnati (11/10) with 2 sacks, 8 tackles, forced and recovered fumble which set up winning TD in OT . . . Forced 3 fumbles in next 5 weeks and added sack vs. Cincinnati (12/15) . . . Capped season with 9 tackles vs. Cleveland (12/22) . . . Led or shared team lead in sacks all season until 4-sack outing by Jerrol Williams in final game . . . **1990:** In 14 starts made 4.5 sacks, 62 tackles, 1 interception, 1 forced fumble . . . Had sack in opener at Cleveland (9/9), another along with forced fumble vs. San Diego (10/7), and got interception vs. Cincinnati (12/2) . . . Sat out game 15 vs. Cleveland (12/23) with ankle sprain but made 7 tackles in finale at Houston (12/30) . . . **1989:** Team sack leader with 7, 2nd-leading tackler with 92 after starting all 16 games for 1st time . . . Added career-high 3 interceptions, 3 fumble recoveries . . . Made 4 sacks in last 4 games including 2 vs. Houston (12/3) . . . Had 11 solo tackles at Denver (11/5), interceptions vs. Chicago (11/12) and at Miami (11/26) . . . Won game ball at New York Jets (12/10) with 8 tackles, 1 interception, 1 sack . . . **1988:** Spent 1st 7 weeks on injured reserve after suffering knee injury in pre-season game vs. Philadelphia (8/14) and undergoing arthroscopic surgery Aug. 15 . . . Activated Oct. 22 and played in 1st NFL game vs. Denver (10/23) . . . Played in last 9 games with 4 starts, finishing with 33 tackles, 1/2 sack, 2 forced fumbles while playing ROLB . . . Made

STEELERS' ALL-TIME SACK LEADERS

1. 73.5	DE L. C. Greenwood (1969-81)
2. 66	*DT Joe Greene (1969-81)
3. 59	DE Keith Willis (1982-87, 89-91)
4. 46	DE Dwight White (1971-80)
5. 42.5	LB Greg Lloyd (1988-94)
6. 40	DT Ernie Holmes (1972-77)
7. 35	DT Gary Dunn (1977-87)
8. 32	DT Steve Furness (1972-80)
9. 31	LB Mike Merriweather (1982-87)
10. 27	LB Robin Cole (1977-87)
11. 26.5	LB Kevin Greene (1993-94)

*Member of Pro Football Hall of Fame

1st NFL start vs. Philadelphia (11/13), got 1/2 sack the next week at Cleveland (11/20) . . . Forced 2 fumbles vs. Miami (12/18) . . . **1987:** Spent rookie year on injured reserve with knee injury suffered on 2nd day of training camp (July 27) . . . Underwent reconstructive surgery Aug. 7, went on injured reserve Aug. 28 . . . Was 150th player drafted overall, 30th among LBs.

COLLEGE: A 3-time team MVP, 3-time All-SIAC, 1986 SIAC defensive player of the year and team captain . . . Was team's tackle leader each of last 2 seasons . . . As junior had 97 tackles, 16 sacks, 2 interceptions, 2 fumble recoveries, 1 blocked punt . . . Majored in electrical engineering.

PERSONAL: Married (Rhonda) with sons Gregory Lenard II (2/10/89) and Jhames Isaac Lloyd (5/7/95) and daughter Tiana Cassandra (5/17/92) . . . Lives in Fayetteville, Ga. . . Graduated 28th in class of 250 from Peach County (Ga.) High . . . Has 7 brothers and sisters . . . In 1988 was Steelers' recipient of Ed Block Courage Award . . . Very active in the community, leads weekly player visit to Children's Hospital . . . Started flag football league for Pittsburgh youth in 1994 . . . Earned black belt degree in Taekwondo in June of 1993 . . . Became 2nd degree black belt in February of 1995 . . . Wife Rhonda is on national board of NAACP . . . Appeared with Rhonda in Steelers United Way commercial in 1992-93 . . . Received 1994 Pittsburgh YMCA Man of Year Award . . . Full name: Gregory Lenard Lloyd.

LLOYD'S NFL RECORD

Regular Season

INTERCEPTIONS	No.	Yds.	Avg.	LG	TD
1989 Pittsburgh AFC	3	49	16.3	31	0
1990 Pittsburgh AFC	1	9	9.0	9	0
1991 Pittsburgh AFC	1	0	0.0	0	0
1992 Pittsburgh AFC	1	35	35.0	35	0
1993 Pittsburgh AFC	0	0	0.0	0	0
1994 Pittsburgh AFC	1	8	8.0	8	0
NFL Totals—8 years	7	101	14.4	35	0

TACKLES	Solo	Asst.	Total	Sp.T.	Sacks	FF	FR
1988 Pittsburgh AFC	24	9	33	0	0.5	2	1
1989 Pittsburgh AFC	82	10	92	0	7*	1	3
1990 Pittsburgh AFC	55	7	62	0	4.5	1	0
1991 Pittsburgh AFC	64	12	76	1	8	6*	2
1992 Pittsburgh AFC	66	30	96	0	6.5*	5*	3*
1993 Pittsburgh AFC	67	44	111*	0	6	5*	1
1994 Pittsburgh AFC	73	18	91	0	10.0	7	1
NFL Totals—8 years	431	130	561	1	42.5	27	11

Post Season

TACKLES	Solo	Asst.	Total	Sp.T.	Sacks	FF	FR
1989 Pittsburgh AFC	9	1	10	0	0	0	0
1992 Pittsburgh AFC	3	2	5	0	0	0	0
1993 Pittsburgh AFC	3	0	3	0	1	0	0
1994 Pittsburgh AFC	6	5	11	0	0	0	0
NFL Totals—8 years	21	8	29	0	0	0	0

*Team leader

LLOYD'S SINGLE GAME CAREER HIGHS


Regular Season

Sacks—2 (7 times, last time 10-30-94 at Arizona)

LINEBACKER LEGACY

The Steelers had at least one linebacker named to the AFC roster in every Pro Bowl for 17 years, from 1971-1987. David Little earned his first Pro Bowl trip in 1991 to end a three-year drought for Steelers linebackers, and Greg Lloyd has made Pro Bowl appearances each of the last four years.

1971-Andy Russell	1982-Jack Lambert
1972-Andy Russell	1983-Jack Lambert
1973-Henry Davis, Andy Russell	1984-Jack Lambert
1974-Jack Ham, Andy Russell	1985-Robin Cole, Mike Merriweather
1975-Jack Ham, Andy Russell	1986-Mike Merriweather
1976-Jack Ham, Jack Lambert	1987-Mike Merriweather
Andy Russell	1991-David Little
1977-Jack Ham, Jack Lambert	1992-Greg Lloyd
1978-Jack Ham, Jack Lambert	1993-Greg Lloyd
1979-Jack Ham, Jack Lambert	1994-Greg Lloyd
1980-Jack Ham, Jack Lambert	1995-Greg Lloyd, Kevin Greene
1981-Jack Ham, Jack Lambert	



RICO MACK—LB

56

HEIGHT—6-4

WEIGHT—239

COLLEGE—Appalachian State

BIRTHDATE—February 22, 1971

BIRTHPLACE—Statham, Georgia

HOW ACQUIRED—First Year Free Agent (1993)

NFL EXPERIENCE—3rd Year

GAMES PLAYED-STARTED—'93 (8-0), '94 (1R)

CAREER TOTALS: 8-0

PRO: Talented LB has had career influenced by injury . . . Came to NFL as undrafted rookie with Chicago Bears in 1992 training camp . . . **1994:** Sidelined for entire 1994 season after suffering dislocated ankle in preseason game vs. L.A. Raiders (8/13) . . . **1993:** Played in 8 of last 9 games after spending 1st 7 weeks of season on practice squad . . . Signed to practice squad Aug. 31 after being waived on final cuts by Bears . . . Moved to active roster Nov. 1 following season-ending knee injury to Jerry Olsavsky . . . In 1st game made 2 special teams tackles at Cincinnati (11/7) to earn special teams game ball . . . Saw 1st action on defense for 7 plays at Denver (11/21) and made 2 tackles . . . In playoffs at Kansas City (1/8) led team with 3 special teams tackles

COLLEGE: Started 36 consecutive games, finishing as 4th-leading tackler in school history with 347 including 12.5 sacks, 29.5 tackles for loss . . . As senior made 5 sacks, 11 tackles for loss . . . Named team's defensive player of year as junior with 111 tackles in 12 starts . . . Unanimous choice to all-conference team with 4 interceptions, including school-record 100-yard return vs. James Madison, and 4 sacks as sophomore . . . Majored in psychology

PERSONAL: Single . . . Lives in Statham, Ga. . . Earned 3 football letters at Winder Barrow High in Statham . . . Full name: Rico Rodrigus Mack.

MACK'S NFL RECORD

Regular Season

TACKLES	Solo	Asst.	Total	Sp.T.	Sacks	FF	FR
1993 Pittsburgh AFC	2	0	2	3	0	0	0

Post Season

TACKLES	Solo	Asst.	Total	Sp.T.	Sacks	FF	FR
1993 Pittsburgh AFC	0	0	0*	3	0	0	0



ALVOID MAYS—CB

28

HEIGHT—5-9

WEIGHT—172

COLLEGE—West Virginia

BIRTHDATE—July 10, 1966

BIRTHPLACE—Bradenton, FL

HOW ACQUIRED—Unrestricted Free Agent from Washington Redskins (1995)

NFL EXPERIENCE—6th Year

GAMES PLAYED-STARTED—'90 (15/1), '91 (13/0), '92 (16-3), '93 (15/2), '94 (2/0)

CAREER TOTALS: 52-6

PRO: Heady cornerback and top special teams player . . . Adds veteran experience to secondary . . . Signed as UFA May 18, 1995 after spending 5 seasons with Washington Redskins . . . Played 59 games, including 7 post-season contests . . . **1994:** Played two games as starter in nickel defense . . . Made 4 tackles in season-opener vs. Seattle (9/4) . . . Added 4 more stops in Game 2 at New Orleans Saints (9/11) before suffering left knee sprain . . . Placed on reserve/injured September 27 for remainder of season . . . **1993:** Played 15 games and made 2 starts . . . Started 2 consecutive games at left corner, in Game 12 at Tampa Bay (12/5) and made Game 13 vs. New York Jets (12/11) . . . Made 4 tackles and 5 special teams stops vs. Buccaneers . . . Had season-high 5 tackles in Jets game . . . **1992:** Special teams leader paced Washington with 54 total hits . . . Finished with career-high 52 tackles and 2 interceptions . . . Started Game 11 at New Orleans (11/23), when Martin Mayhew was out with broken arm, and had career-high 9 tackles . . . Had an interception vs. Arizona Cardinals (11/29) and at Philadelphia Eagles (12/20) . . . Played in both playoff games . . . **1991:** Found niche as team's 4th CB and on special teams . . . With injuries to both Darrell Green and A.J. Johnson in Super Bowl XXVI, Alvoid played almost entire game . . . 3rd-quarter sack of Jim Kelly caused fumble and he finished the game with 4 tackles

Finished season with career-high 28 tackles and added 51 total hits on special teams. Played every post-season game. **1990:** Longshot to make Redskins roster. Was packing and boxing orange juice for Tropicana Florida when Redskins called to invite to training camp. But with AJ Johnson out (offseason knee surgery) and Brian Davis sidelined during training camp with an injury, Alvoid took advantage of opportunity and found roster spot. Mainly used as reserve in nickel package and on special teams. Alvoid finished third on special teams with 84 total hits and had a season-high 10 special teams hits in the win over Miami. Played in both playoff games. **1989:** An 8th-round draft choice Houston. Was cut by Oilers in training camp, and did not play that season.

COLLEGE: Transferred to West Virginia after 2 years at Pratt (Kansas) Community College. As senior, contributed 28 tackles plus team-leading 5 interceptions. Earned all-ECAC, AP honorable mention all-America, and 2nd team all-East honors. Had two interceptions in a Mountaineer win over Pittsburgh.

PERSONAL: Married (Tangie) and resides in Centreville, Virginia. Attended Manatee High School in Bradenton, FL, lettering in football, basketball and track. Enjoys "rap" music career. Rap career began while at West Virginia, when recorded "Mountaineer Rap" with quarterback and roommate Major Harris with proceeds going to the Ronald McDonald House. Hopes to move into record producing instead of performing. Participated (along with several other Redskins) and appeared in recording artist Prince's Super Bowl rap tribute which was part of CBS' Super Bowl pre-game show. Drives classic 1962 Chevy Bel Air, which became a collector's antique in 1992 on its 30th anniversary. Full name: Alvoid W. Mays.

MAYS' NFL RECORD

INTERCEPTIONS	Regular Season						
	No.	Yds.	Avg.	LG	TD		
1990 Washington NFC	0	0	0.0	0	0		
1991 Washington NFC	1	0	0.0	0	0		
1992 Washington NFC	2	18	9.0	13	0		
1993 Washington NFC	0	0	0.0	0	0		
1994 Washington NFC	0	0	0.0	0	0		
NFL Totals—5 years	3	18	6.0	13	0		
TACKLES							
	Solo	Asst.	Total	Sp.T.	Sacks	FF	FR
1990 Washington NFC	9	4	13	14	0.0	0	0
1991 Washington NFC	18	10	28	7	0.0	0	0
1992 Washington NFC	34	18	52	4	0.0	0	0
1993 Washington NFC	20	4	24	5	0.0	0	0
1994 Washington NFC	6	2	8	0	0.0	0	0
NFL Totals—5 years	87	38	125	30	0.0	0	0



FRED McAFEE—RB

25

HEIGHT—5-10

WEIGHT—193

COLLEGE—Mississippi

BIRTHDATE—June 20, 1968

BIRTHPLACE—Philadelphia, MS

HOW ACQUIRED—Veteran Free Agent (1994)

NFL EXPERIENCE—4th Year

GAMES PLAYED—STARTED—'91 (9-0), '92 (14-1), '93 (15-4), '94 (13-0)

CAREER TOTALS: 15-5

PRO: Tough blocker with good open-field speed. Solid special teamer. Joined Steelers November 9, 1994 after three seasons with New Orleans and a 7-game stop with Arizona. Began NFL career as 6th-round draft selection by New Orleans in 1991 NFL Draft. Played in 38 games with 5 starting roles over three seasons with Saints. In 4 NFL seasons, has rushed for 819 yards on 217 attempts (3.8 avg.) with 6 TDs and returned 55 kickoffs for 1,100 yards (20.0 avg.). **1994:** Joined Steelers as free agent November 9 and played 6 games. Inactive for Game 10 vs. Buffalo (11/14). Played 1st game for Pittsburgh, vs. Miami (11/20). Filled in as 2nd RB and had 6 rushes for 18 yards at Cincinnati (12/4). Had 10 carries for 38 yards, 1 TD as 2nd RB at San Diego (12/24). Added 5 special teams tackles on season. Began 1994 campaign as free agent with Cardinals on August 2, 1994. Played 7 games for Arizona primarily on special teams. Rushed twice and had one TD. Was Cardinals' team leader with 13 special teams tackles. Made season-high 4 KORs vs. Dallas (10/23). Waived by Cardinals 10/31. **1993:** Played 15 games with 4 starts. Rushed for 160 yards rushing on 51 carries and returned 28 kickoffs for 20.7-yard average. Posted season-best 70 yards on 21 attempts, 1 TD.

at Minnesota (11/28) . . . Had 55-yard KOR vs. Green Bay (11/14) . . . **1992:** Saw only limited action in 14 games with 39 carries for 114 yards . . . Had 43 yards on 10 attempts vs. Miami (11/29) . . . In next outing, ran for 43 yards on 17 rushes and added 16-yard catch vs. Atlanta (12/3) . . . Had 4 carries for 24 yards, 1 TD in 2nd quarter at L.A. Rams (12/13) . . . Suffered shoulder separation on TD run and spent final 2 games plus postseason on reserve/injured list . . . **1991:** Spent 1st 6 games on Saints' practice roster until activated on November 10 . . . Led team in rushing with 494 yards and averaged 4.5 yards per carry . . . 1st New Orleans rookie to lead team in rushing since Rueben Mayes in 1986 and 2nd-highest figure by an NFC rookie in '91 . . . Rushed for 138 yards on 28 carries, including 1st NFL touchdown, before an ESPN national audience vs. Atlanta (11/24) . . . Also ran for 90 yards on 22 carries with a 12-yard touchdown at San Francisco (12/1) . . . Was 154th player selected overall.

COLLEGE: Concluded career at Mississippi College as Gulf South Conference rushing leader with 4,320 yards on 789 carries . . . Set three school records as senior with 148 attempts for 1,583 yards and 17 touchdowns . . . One of three finalists for the Harlon Hill Trophy, given annually to best player in Division II . . . Also lettered as a sprinter on the school's track team . . . Received degree in mass communications.

PERSONAL: Single . . . Lives in Madison, Mississippi . . . All-district selection at Philadelphia (Mississippi) High School . . . Did not play football until senior year, acting as the team manager to that point . . . Full name: Fred Lee McAfee.

McAFEE'S NFL RECORD

RUSHING	Regular Season				
	No.	Yds.	Avg.	LG	TD
1991 New Orleans NFC	109	494*	4.5	34	2
1992 New Orleans NFC	39	114	2.9	19	1
1993 New Orleans NFC	51	160	3.1	27	1
1994 Arizona NFC	2	-5	-2.5	21	1
1994 Pittsburgh AFC	16	56	3.5	13	1
NFL Totals—4 years	217	819	3.8	34	6

RECEIVING	Regular Season				
	No.	Yds.	Avg.	LG	TD
1991 New Orleans NFC	1	8	8.0	8	0
1992 New Orleans NFC	1	16	16.0	16	0
1993 New Orleans NFC	1	3	3.0	3	0
1994 Arizona NFC	1	4	4.0	4	0
1994 Pittsburgh AFC	0	0	0.0	0	0
NFL Totals—4 years	4	31	7.8	16	0

KICKOFF RETURNS	Regular Season				
	No.	Yds.	Avg.	LG	TD
1991 New Orleans NFC	1	14	14.0	14	0
1992 New Orleans NFC	19	393	20.7	38	0
1993 New Orleans NFC	28	580	20.7	55	0
1994 Arizona NFC	7	113	16.1	29	0
1994 Pittsburgh AFC	0	0	0.0	0	0
NFL Totals—4 years	55	1,100	20.0	55	0

RUSHING	Post Season				
	No.	Yds.	Avg.	LG	TD
1991 New Orleans NFC	14	49	3.5	0	0
1994 Pittsburgh AFC	0	0	0.0	0	0
NFL Totals—4 years	14	49	3.5	0	0

RECEIVING	Post Season				
	No.	Yds.	Avg.	LG	TD
1991 New Orleans NFC	0	0	0.0	0	0
1994 Pittsburgh AFC	0	0	0.0	0	0
NFL Totals—4 years	0	0	0.0	0	0

KICKOFF RETURNS	Post Season				
	No.	Yds.	Avg.	LG	TD
1991 New Orleans NFC	4	98	24.5	39	0
1994 Pittsburgh AFC	0	0	0.0	0	0
NFL Totals—4 years	4	98	24.5	39	0

McAFEE'S SINGLE GAME CAREER HIGHS

Regular Season

Yards Rushing—138 (11-24-91 vs. Atlanta)
Rushing Attempts—28 (11-24-91 vs. Atlanta)
Longest Run—34 (11-24-91 vs. Atlanta)
TDs Rushing—1 (6 times, last time 12-24-94 at San Diego)
Receptions—1 (4 times, last time 9-11-94 vs. N.Y. Giants)
Yards Receiving—16 (12-3-92 vs. Atlanta)
Longest Reception—16 (12-3-92 vs. Atlanta)

*Team leader



JIM MILLER—QB

16

HEIGHT—6-2

WEIGHT—227

COLLEGE—Michigan State

BIRTHDATE—February 9, 1971

BIRTHPLACE—Grosse Pointe, Michigan

HOW ACQUIRED—Draft (6th in 1994)

NFL EXPERIENCE—2nd Year

GAMES PLAYED-STARTED—'94 (0-0)

PRO: Skilled, young QB with untapped potential . . . Untested in NFL, but gained experience during 1995 World League play . . . **1994:** Assumed life of 3rd QB . . . Ran scout team during practice sessions and relegated to clipboard duty for games . . . Inactive all season . . . Missed most of training camp with broken thumb . . . **1995:** Assigned to Frankfurt (Germany) Galaxy of World League . . . Played and started 3 games and had a record of 2-1 . . . Completed 23 of 43 passes (53.5%) for 236 yards, 1 TD, 1 interception . . . He threw a long of 26 which was a TD and had QB rating of 67.6 . . . Was 178th player drafted overall.

COLLEGE: Established school records with 467 pass completions and 62.9% completion rate . . . Completed career ranked 3rd in school history in passing yards (5,037) and pass attempts (746) . . . As senior, completed 215 of 336 passes (64.0%) for 2,269 yards with 9 TDs, 10 interceptions . . . As junior, named academic All-Big Ten and played in 9 games, missing 2 with left shoulder sprain . . . Started 1st 6 contests . . . Completed 122 of 199 passes (63.9%) for 1,400 yards with 2 TDs, 7 interceptions . . . Became starter in 4th game of sophomore year and finished year with 130 completions on 218 passes (59.6%) for 1,368 yards with 6 TDs, 11 interceptions . . . Named academic all-Big Ten as freshman playing in 4 games . . . Graduated with degree in financial administration, earned academic honors with 3.25 GPA.

PERSONAL: Single . . . Lives in Waterford, Michigan . . . Named all-America at Kettering High in Waterford, Michigan . . . Selected state player of year as senior after throwing for 1,465 yards and 11 TDs, also serving as team captain and earning all-state, all-league and all-district honors . . . Earned same honors in baseball as pitcher . . . Lettered 3 times in football, 3 in baseball, 2 in basketball . . . Member of National Honor Society with 3.75 GPA . . . Full name: James Donald Miller.

MILLER'S WORLD LEAGUE RECORD

PASSING	Regular Season						
	Att.	Comp.	Yds.	Pct.	LG	TD	Int.
1995 Frankfurt WL	32	23	236	53.5	26	1	1

QB Sacks: '94—4-34

RUSHING	No.	Yds.	Avg.	LG	TD	Record as Starter	
1995 Frankfurt WL	3	-2	-0.7	0	0	1994 (3)	2-1

PRONUNCIATIONS

Mark Bruener	BREW-ner
Anthony Dalgie	day-gel
Ta'ase Faumui	tah-ah-SAY tah-oo-MOO-ee
Lethon Flowers	LEE-thon
Kevin Henry	KEE-vin
Donta Jones	DON-tay
Levon Kirkland	luh-VON
Chris Oldham	OLD-um
Jerry Olsavsky	ol-SAV-skee
Si'ulagi Palelei	see-oo-LAW-nee pah-le-LAY
Eric Pegram	PEE-grum
Kiefer Phillips	KEE-fur
Leon Searcy	SEER-see
Brenden Stai	STY
Justin Strzelczyk	STREL-zik
Jeff Zgonina	zka-NEE-nah



ERNIE MILLS—WR

89

HEIGHT—5-11

WEIGHT—191

COLLEGE—Florida

BIRTHDATE—October 28, 1968

BIRTHPLACE—Dunnellon, Florida

HOW ACQUIRED—Draft (3rd in 1991)

NFL EXPERIENCE—5th Year

GAMES PLAYED-STARTED—'91 (16-2),

'92 (16-4), '93 (14-5), '94 (15-6)

CAREER TOTALS: 61-17

PRO: Dynamic, unsung athlete moved from 3rd receiver to starting spotlight in 2nd half of 1994. Emerged from playoffs with two 100-yard games.

1994: Played 15 games and made 6 starts. Caught 19 passes for 384 yards, 1 TD. Also ran 3 reverses for 18 yards and made 2 special teams tackles. 13 of his 19 grabs came after being named starter in Game 11 vs. Miami (11/20). Hamstring injury forced to inactive list at Cleveland (9/11).

Made only TD of season on 14-yarder vs. Cincinnati (10/16). Had career-long 43-yard reception vs. Houston (10/3). Led team with 98 yards (3 catches), a regular-season career-high in 1st 1994 start vs. Miami (11/20).

Made regular-season high of 4 catches vs. Philadelphia (12/11). Had kick return at Los Angeles Raiders (11/27) and 1 vs. Cleveland (12/18) good for 6 yards. Started both playoff games and gained first 100-yard game of career. Led all receivers with 5 receptions for 117 yards, including long of 50 yards in playoff game vs. Cleveland (1/7). Responded with career-mark 8 catches for 106 yards vs. San Diego in Championship game (1/15).

His 8 catches lies for 2nd in NFL Championship game history. **1993:** Made career-high 5 starts while playing in 14 games, finishing with 29 receptions for 386 yards, 1 TD. Also had 3 runs off reverses for 12 yards. Had 4 catches for 63 yards at Los Angeles Rams (9/12). Scored TD on 3-yard catch vs. Cincinnati (9/19) in 1st start. Had receptions in 9 straight games (games 7-15) including career-high 6 for 86 yards at Houston (11/28) in starting role. Last 2 starts came vs. Houston (12/19) and at Seattle (12/26), making 2 catches in each for 39 and 13 yards before being inactive vs. Cleveland (1/2) with sprained knee. In playoffs at Kansas City (1/8) scored TD on 26-yard pass in 2nd quarter for 17-7 lead, finishing with 4 receptions for 60 yards.

1992: Made career-high 30 catches for 383 yards, sharing lead for receiving TDs with 3 despite just 4 starts. Added 10 special teams tackles. Had 3 catches for 52 yards vs. Cincinnati (10/19) after getting 6 in 1st 5 games. Made 13 receptions in 4-game stretch at midseason with 4 for 61 vs. Houston (11/1), 1 for a 12-yard TD at Buffalo (11/8), 4 for 43 including TD vs. Detroit (11/15), 4 for 36 vs. Indianapolis (11/22). Scored 3rd TD on 19-yard catch vs. Seattle (12/6), finishing with 7 catches in last 4 games. Led team with career-high 8 receptions for 93 yards in playoff game vs. Buffalo (1/9). **1991:** Started 2 games and played in 16, finishing with 3 catches for 79 yards, 1 TD. Also scored TD on unusual punt return, made 11 KORs for 284 yards, (25-8) and led team with 15 tackles on special teams. Scored 1st NFL TD vs. New England (9/15) by scooping up ball in endzone after Patriots punt hit blocking back. Had 2 catches for 65 yards, 1 TD at Cincinnati (11/10). Was 11th WR and 73rd player drafted overall.

COLLEGE: Finished career with 81 receptions for 1,585 yards, 15 TDs. Caught 10 TD passes as senior for most in school history since Cris Collinsworth's 9 in 1978, totalling 41 catches for 770 yards. Made 19 catches for 404 yards and 3 TDs as junior. In 5 starts as sophomore caught 9 passes for 153 yards after making 12 receptions for 258, 2 TDs as freshman.

Graduated in Dec., 1990 with degree in sports administration/exercise and sport science.

PERSONAL: Single. Lives in Dunnellon, Fla., and attended Dunnellon High. Was 2nd-team all-state as senior DB with 53 tackles, 8 interceptions, also gaining 414 rushing yards as RB. Had 3.2 GPA. Full name: Ernest Lee Mills III.

MILLS' NFL RECORD

Regular Season

RECEIVING	No.	Yds.	Avg.	LG	TD
1991 Pittsburgh AFC	3	79	26.3	35t	1
1992 Pittsburgh AFC	30	383	12.8	22	3
1993 Pittsburgh AFC	29	386	13.3	30	1
1994 Pittsburgh AFC	19	384	20.2	43	1
NFL Totals—4 years	81	1,232	15.2	43	6
RUSHING	Att.	Yds.	Avg.	LG	TD
1993 Pittsburgh AFC	3	12	4.0	19	0
1994 Pittsburgh AFC	3	18	6.0	17	0
NFL Totals—4 years	6	30	5.0	19	0

KICKOFF RETURNS	No.	Yds.	Avg.	LG	TD
1991 Pittsburgh AFC	11	284	25.8	54	0
1992 Pittsburgh AFC	1	11	11.0	11	0
1993 Pittsburgh AFC	0	0	0.0	0	0
1994 Pittsburgh AFC	2	6	3.0	6	0
NFL Totals—4 years	14	301	21.5	54	0

Additional Statistics: 1 punt return for 0 yards, TD in 1991; 15 special teams tackles (team leader) in 1991; 10 special teams tackles in 1992.

Post Season					
RECEIVING	No.	Yds.	Avg.	LG	TD
1992 Pittsburgh AFC	8*	93*	11.6	20	0
1993 Pittsburgh AFC	4	60	15.0	26†	1
1994 Pittsburgh AFC	13*	223*	17.2	50	0
NFL Totals—4 years	25	376	15.0	50	1

MILLS' SINGLE GAME CAREER HIGHS

Regular Season

Receptions—6 (11-28-93 vs. Houston)
Yards Receiving—98 (11-20-94 vs. Miami)
Longest Reception—43 (10-3-94 vs. Houston)
TDs Receiving—1 (6 times, last time 10-16-94 vs. Cincinnati)
Kickoff Returns—4 (11-17-91 vs. Washington)
Yards Kickoff Returns—91 (11-17-91 vs. Washington)
Longest Kickoff Return—54 (9-8-91 vs. Buffalo)

Post Season

Receptions—8 (2 times, last time 1-15-95 vs. San Diego)
Yards Receiving—117 (1-7-95 vs. Cleveland)
Longest Reception—50 (1-7-95 vs. Cleveland)
TDs Receiving—1 (1-8-94 vs. Kansas City)

*Team leader



BYRON "BAM" MORRIS—RB 33

HEIGHT—6-0
WEIGHT—245
COLLEGE—Texas Tech
BIRTHDATE—January 13, 1972
BIRTHPLACE—Cooper, Texas
HOW ACQUIRED—Draft (3rd in 1994)
NFL EXPERIENCE—2nd Year
GAMES PLAYED-STARTED—94 (15-6)

PRO: Powerful, determined runner. Possesses great field of vision and balance. Began 1994 as backup RB and special teamer. Steelers' 2nd selection in the 3rd round and the 14th RB selected in 1994. **1994:** Selected team's rookie of the year by Pittsburgh chapter of Pro Football Writers.

Finished 2nd on team with 836 yards on 198 carries. Ranked 3rd among NFL rookies and 10th in the AFC. Led all Steelers with 7 TDs. Added 22 catches for 204 yards and 4 KORs for 114 yards. Came into own in Game 3 vs. Indianapolis (9/18). Had 10 rushes for 56 yards and 1st career TD. Also made 2 receptions for 58 yards. Displayed KOR talent at Seattle (9/25) with 3 KORs for 93 yards, including season-long 45 yarder. Rushed 17 times for 70 yards, 1 TD vs. Houston (10/3). Replaced injured Barry Foster on 2nd series of Cincinnati game (10/16) and led team with 82 yards on 21 carries. Set Steelers' record for yards by rookie in 1st start, with 146 yards on 29 rushes, 1 TD at N.Y. Giants (10/23). Made 5th start at Cincinnati (12/4), rushed for 2nd 100-yard game (108) and had 1st 2-TD game.

Also led team with 5 receptions for 25 yards. Missed part of Philadelphia contest (12/11) with ankle sprain. Led team in rushing with 9 carries for 56 yards at San Diego to close the season. Backup to Barry Foster in both playoff games. Made 22 rushes for 60 yards in playoff game vs. Cleveland (1/7). 2 carries for 2 yards vs. San Diego (1/15) in Championship game. Was 91st player drafted overall.

COLLEGE: Ranked 2nd in school history with 3,545 rushing yards (638 carries) and 37 TDs, trailing James Gray's 4,066 yards and 52 career TDs. Played only 3 seasons. Added 39 receptions for 277 yards. Named 1st team all-America and all-Southwest Conference as senior, after leading nation in scoring with 12.2 points/game and ranking 2nd with 159.3 rushing yards/game. Had 10 100-yard games and finished with 1,752 yards on 298 carries with 22 TDs to break school & conference single season records, including Earl Campbell's SWC mark of 1,744 yards in 1977. 5th player

in SWC history to gain 1,900 all-purpose yards in a season . . . As junior, rushed for 1,279 yards on 242 carries with 10 TDs . . . Ranked 9th in nation with average of 116.3 rushing yards/game and had 6, 100-yard games . . . As sophomore, led team with 514 yards on 98 carries with 5 TDs . . . Recreation major.

PERSONAL: Attended Cooper (Texas) High, earning all-state and Dallas News Top 30 honors . . . Led state in rushing with 2,972 yards and 39 TDs as senior . . . Completed career with 6,970 rushing yards and 89 TDs in 3 seasons . . . Brother Ron played WR for Chicago Bears in 1987 . . . Is cousin of boxer Terry Morris . . . Full name: Byron "Bam" Morris.

MORRIS' NFL RECORD

Regular Season					
RUSHING	No.	Yds.	Avg.	LG	TD
1994 Pittsburgh AFC	198	836	4.2	20	7*
RECEIVING	No.	Yds.	Avg.	LG	TD
1994 Pittsburgh AFC	22	204	9.3	49	0
KICKOFF RETURNS	No.	Yds.	Avg.	LG	TD
1994 Pittsburgh AFC	4	114	28.5	45	0
Post Season					
RUSHING	No.	Yds.	Avg.	LG	TD
1994 Pittsburgh AFC	24	62	2.6	17	0
RECEIVING	No.	Yds.	Avg.	LG	TD
1994 Pittsburgh AFC	1	0	0.0	0	0

MORRIS' SINGLE GAME CAREER HIGHS

Regular Season

Yards Rushing—146 (10-23-94 at N.Y. Giants)
Rushing Attempts—29 (10-23-94 at N.Y. Giants)
Longest Run—26 (10-3-94 vs. Houston)
TDs Rushing—2 (12-4-94 at Cincinnati)
Receptions—5 (12-4-94 at Cincinnati)
Yards Receiving—55 (9-18-94 vs. Indianapolis)
Longest Reception—49 (9-18-94 vs. Indianapolis)
Kickoff Returns—3 (9-25-94 at Seattle)
Yards Kickoff Returns—93 (9-25-94 at Seattle)
Longest Kickoff Return—45 (9-25-94 at Seattle)

Post Season

Yards Rushing—60 (1-7-95 vs. Cleveland)
Rushing Attempts—22 (1-7-95 vs. Cleveland)
Longest Run—17 (1-7-95 vs. Cleveland)

*Team leader

PNC "GREAT PERFORMANCE AWARD"

Running back Bam Morris, the Steelers' third-round draft choice from Texas Tech last year, was the recipient of the 11th annual "Joe Greene Great Performance Award," which is presented to the team's rookie of the year.

Morris started six of 14 games played. He finished as the team's second leading rusher with 836 yards and seven touchdowns on 198 carries.

The "Great Performance Award," which is sponsored by PNC Bank, is presented at a Steelers' preseason home game the following year. The recipient each year is selected by the Pittsburgh chapter of the Pro Football Writers of America. The previous award winners are:

1984—WR Louis Lipps	1990—TE Eric Green
1985—P Harry Newsome	1991—TE Adrian Cooper
1986—LB Anthony Henton	1992—FS Darren Perry
1987—CB Delton Hall	1993—LB Chad Brown
1988—RB Warren Williams	1994—RB Bam Morris
1989—SS Carnell Lake	

100-YARD RUSHERS IN POSTSEASON

158 Franco Harris (Jan. 12, 1975 vs. Minnesota)
 153 Franco Harris (Dec. 27, 1975 vs. Baltimore)
 133 Barry Foster (Jan. 7, 1995 vs. Cleveland)
 132 Franco Harris (Dec. 19, 1976 vs. Baltimore)
 120 Merrill Hoge (Jan. 7, 1990 vs. Denver)
 111 Franco Harris (Dec. 29, 1974 vs. Oakland)
 105 Franco Harris (Dec. 30, 1978 vs. Denver)
 104 Barry Foster (Jan. 9, 1993 vs. Buffalo)
 100 Merrill Hoge (Dec. 31, 1989 vs. Houston)



TOM NEWBERRY—G

66

HEIGHT—6-2

WEIGHT—285

COLLEGE—Wisconsin-La Crosse

BIRTHDATE—October 20, 1962

BIRTHPLACE—Onalaska, Wisconsin

HOW ACQUIRED—Unrestricted Free Agent from Los Angeles Rams (1995)

NFL EXPERIENCE—10th Year

GAMES PLAYED-STARTED—86 (16-14), '87 (12-12), '88 (16-16), '89 (16-16), '90 (15-15), '91 (16-16), '92 (16-16), '93 (9-9), '94 (15-14)

CAREER TOTALS: 131-128

PRO: Solid, dependable veteran brings 9 years of NFL experience to Steelers G position. Signed as UFA April 6 of this year. Started 128 of 131 career games played for Los Angeles Rams. **1994:** Played 15 games and started 14 on OL. Did not play in season opener and was reserve in Game 2. Returned to starting LG position in Game 3 vs. San Francisco (9/18) and started next 3 games. Replaced injured Bern Brostek in 3rd quarter in Game 6 at Green Bay. Starting C for Game 7 vs. N.Y. Giants. 1st start at C position since Week 4 of 1991 season and earned game ball. Started Games 7-12 at C. Returned to LG position for final 4 games of season. **1993:** Started all 9 games played before suffering season-ending knee injury vs. Atlanta (11/14). Had only missed 1 game in 7 years prior to injury. **1992:** Started every game at LG. 4th time in career to start every game. **1991:** Started 16 games. Made switch to C for 1st 4 games of season, before making 8 starts at LG in Games 5-12 to replace Brostek. Returned to start final 4 games at C. **1990:** Had started 73 consecutive games before missing regular season finale (ankle) at New Orleans (12/31). Named UPI all-NFC 2nd team. **1989:** Selected to 2nd straight Pro Bowl. Earned UPI all-Pro 1st team, Football News all-NFC, C&PFN 2nd team, PFW all-NFL, and Sporting News all-Pro. Selected to 3rd straight all-Madden team. Played and started 3 playoff games, including NFC Championship game vs. San Francisco (1/14). **1988:** Named to 1st Pro Bowl. Selected all-Pro by AP, UPI, PFWA, Football News, Sporting News and PFW. Played and started 1 playoff game. **1987:** Made 12 starts and earned 1st-team all-NFC honors by AP and PFW. **1986:** Played every game. Scored 1st career TD vs. Miami (12/14) on fumble recovery in endzone. Started 1 post-season game.

COLLEGE: Earned 1st-team NAIA all-America honors in 1984 and '85. Captain of 1985 squad. Played Blue-Gray game as senior. NCAA shot put and discus champion in 1984 and '85. best shot put was 63-4, 8th in world in 1985. Graduated with degree in geography.

PERSONAL: Married (Tillie) with twin boys Thomas Jr. and Nicholas. Lives in Coral Gables, Florida. Played FB at Onalaska High. Won 4 bouts in college "Tough Man" contest in 1985. Enjoys water skiing and deep sea fishing. Full name: Thomas J. Newberry.



NEIL O'DONNELL—QB

14

HEIGHT—6-3

WEIGHT—226

COLLEGE—Maryland

BIRTHDATE—July 3, 1966

BIRTHPLACE—Morristown, New Jersey

HOW ACQUIRED—Draft (3rd in 1990)

NFL EXPERIENCE—6th Year

GAMES PLAYED-STARTED—90 (0-0)

'91 (12-8), '92 (12-12), '93 (16-15),

'94 (14-14)

CAREER TOTALS: 54-39

PRO: Tough, competitive quarterback made steady gains in 1994. A 1-time Pro Bowler, has started 53 of team's last 60 games and has record of 31-22. Holder of 6 all-time team passing records for highest career passer rating (80.1), highest completion percent for career (56.6), season (59.1%) and game (84.0%), and most pass attempts (486) and completions (270) in a season. Has 51 career TDs and 32 interceptions, completing 823 of 1,455 (56.6%) for 9,897 yards. Entering 1995 season, ranks 3rd in team history for career passing yards, 3rd in attempts, 2nd in completions and tied 5th for TDs. **1994:** Started 14 games and ranked 7th in AFC with 78.9 passer rating. Had 2nd highest career totals for completion percentage (57.3%), yardage total (2,443), attempts (370), completions (212) of career. Led team to 10-4 record as starter, most season wins in career. 9 interceptions tied for 5th among NFL qualifiers (minimum 224 attempts). Had streak of 165 passes without interception broken vs. Indianapolis (9/18). Had career-high 4 interceptions at Seattle (9/25). Hit season-long 60-yard TD.

pass to Yancey Thigpen at Arizona (10/30) ... Completed 15 of 25 passes for 154 yards and made season-high 4 rushes for 24 yards before leaving game in OT with lower leg injury ... Missed (11/20) vs. Miami and (11/27) at L.A. Raiders with leg and hip injuries ... Returned to throw 5 TDs and 1 interception in final four games ... In 1st game back, had season-best completion percentage 708, hitting 17 of 24 attempts for 131 yards and 2 TDs at Cincinnati (12/4) ... Led team on 4, 1st-half drives in San Diego game (12/24) ... Led Pittsburgh on 1-minute, 5-play drive that covered 56 yards and ended with 19-yard TD to Charles Johnson ... Had 186 yards, 2 TDs, and completed 16 of 23 passes for postseason high 69.6% vs. Cleveland (1/7/95) ... Had 2nd-best passing day as Pro with 349 yards vs. San Diego in Championship game (1/15/95) ... Completed 8 of 10 passes to drive Steelers from their 17 to the Chargers 3 on Pittsburgh's final possession ... As clock neared 1 minute, final pass to Barry Foster fell short ... Set career and NFL Championship game records with 54 pass attempts and 32 completions ... **1993:** Threw for 3,208 yards, completing 270 of 486 passes with 14 TDs, all career-highs despite playing entire season with tendinitis in throwing elbow ... Yardage total of 3,208 was best by a Steeler since 1980 and 3rd-best in team history, while attempts and completions were single season team records ... Passer rating of 79.5 ranked 8th in AFC while 7 Ints, tied for 3rd-fewest among AFC qualifiers ... Started last 15 games after sitting out last 3 weeks of preseason and 1st half of opener vs. San Francisco (9/5) with tendinitis in elbow ... Broke team record by completing 84.0% (21/25) vs. Cincinnati (9/19) for 189 yards, 3 TDs for 2nd 3-TD game of career ... The next week threw 2 TD passes and completed 76.0% (19/25) for 259 yards in 45-17 win at Atlanta (9/27) ... Had career-high 355 yards on 25 completions at Cleveland (10/24) for 2nd 300-yard game of career ... Connected with Eric Green for 71-yard TD pass at Cincinnati (11/7) while throwing for 244 yards ... Had career-high 43 pass attempts at Seattle (12/26), completing 20 for 285 yards ... In playoffs at Kansas City (1/8) was 23 of 42 for 286 yards, 3 TDs, breaking team postseason record for pass attempts in a game ... **1992:** Played in 1st Pro Bowl for injured Jim Kelly ... Won starting job in preseason duel with Bubba Brister and made 12 starts (9-3) ... Missed 1 game with hamstring injury, last 3 with cracked right fibula ... Posted 83.6 passer rating to rank 3rd in AFC and 8th in NFL, completing 185 of 313 passes (59.1%) for 2,283 yards with 13 TDs, 9 Ints. ... Elevated career passer rating to 81.1, topping team record of 71.1 by Terry Bradshaw ... Also broke team career completion pct. record with 56.9%, eclipsing Brister's mark of 52.4%, and set single season team record for completion pct. with 59.1%, topping 57.7% by Bradshaw ... Led team to 3-0 start with 2 TD passes each at Houston (9/6) and San Diego (9/20), completing 60.9% and 70.8% of passes in those 2 games ... Completed 78.1% (25/32) at Cleveland (10/11), followed by season high 287 yards and 2 TDs on 23-of-37 outing on Monday night vs. Cincinnati (10/19) which began stretch of 5 games with 8 TD passes ... Suffered strained hamstring vs. Detroit (11/15) and was inactive the next week vs. Indianapolis (11/22) ... Returned to start next 2 games, getting wins at Cincinnati (11/29) and vs. Seattle (12/6) ... In Seattle game threw 3 Ints. for first time in career before cracking right fibula in 3rd quarter when sacked by Joe Nash ... Was inactive for last 3 regular season games, returning to start playoff game vs. Buffalo (1/9) and completing 15 of 29 for 163 yards with 2 Ints. in first postseason action ... **1991:** Ranked 7th in AFC with passer rating of 78.8 after making 1st 8 NFL starts ... Finished with 156 completions on 286 attempts (54.5%) for 1,963 yards with 11 TDs, 7 Ints. ... Also carried 18 times for 82 yards, 1 TD ... On opening day vs. San Diego (9/1) threw 1st NFL TD pass of 89 yards to Dwight Stone ... In Monday night game vs. New York Giants (10/14) relieved ailing Brister in middle of 3rd quarter with 20-0 deficit, tying game at 20-20 late in 4th quarter ... Completed 11 of 21 for 152 yards and 2 TDs, tying score with 50 seconds left before Giants won on FG in last 4 seconds ... Vs. Seattle (10/20) made first of 8 straight starts, completing 14 of 22 (63.6%) for 184 yards with 57-yard TD to Stone ... Got 1st win as starter at Cincinnati (11/10) in 33-27 overtime decision ... Threw for 309 yards and 3 TDs with 24-of-39 performance (61.5%), hitting Green with 26-yard TD pass 6:32 into overtime for win ... The next week was 23 of 36 (63.9%) for 289 yards with 2 TDs and 1 Int. vs. eventual Super Bowl champion Washington (11/17) ... Gained 2nd win as starter vs. Houston (11/24) despite season-low 41.1% completion rate (12/29) for 155 yards ... Struggled in last 2 starts at Dallas (11/28) and Houston (12/8), completing 33 of 66 for 355 yards with 0 TDs, 1 Int., and 10 sacks ... **1990:** Spent season on roster as 3rd QB but was inactive for every game except at Denver (10/14), at San Francisco (10/21) and vs. Cleveland (12/23) ... Was 70th player drafted overall and 5th QB, following Jeff George, Andre

ACTIVE STEELERS IN THE PRO BOWL

Six active Steelers have been selected to play in the AFC-NFC Pro Bowl, including 1995 first timer Carnell Lake. The active Steelers with Pro Bowl experience are C Dermontti Dawson (3), LB Kevin Greene (2), SS Carnell Lake (1), LB Greg Lloyd (4), QB Neil O'Donnell (1), and CB Rod Woodson (6).

Ware, Tom Hodson, and Peter Tom Willis First and highest drafted Steelers QB since Brister was 67th player taken, also on 3rd round in 1986.

COLLEGE: Completed career ranked 2nd to Boomer Esiason in school history, completing 387 of 658 passes (58.8%) for 4,989 yards with 26 TDs, 21 Ints. As senior was 156 of 280 (55.9%) for 2,103 yards with 10 TDs and 4 Ints. to rank 5th in ACC pass efficiency. Took over as starter in junior year and completed 160 of 267 (59.9%) for 1,973 yards, 12 TDs, 11 Ints. ranking 4th in ACC pass efficiency. As sophomore made 3 starts and completed 64.0%. Graduated with degree in economics and has taken some graduate courses.

PERSONAL: Married (Leslie) on May 21, 1994. Lives in Pittsburgh. Attended Madison (N.J.) High in hometown. Is youngest of 9 children with 4 older brothers who played college football. Wife Leslie has undergraduate degrees in physical education/health education and sport management. Full name: Neil Kennedy O'Donnell.

O'DONNELL'S GAME-BY-GAME PASSING

1991							1992						
Opp.	Att.	Comp.	Yds.	Pct.	TD	Int.	Opp.	Att.	Comp.	Yds.	Pct.	TD	Int.
S.D.	4	1	89	25.0	1	1	at Hou.*	23	14	223	60.9	2	0
at Buff.			Did Not Play				N.Y.J.*	22	11	185	50.0	0	2
N.E.			Did Not Play				at S.D.*	24	17	215	70.8	2	1
at Phil.			Did Not Play				at G.B.*	41	16	224	39.0	0	0
at Ind.	1	1	5	100.0	0	0	at Clev.*	32	25	241	78.1	0	0
N.Y.G.	21	11	152	52.4	2	0	Cin.*	37	23	287	62.2	2	0
Sea.*	22	14	184	63.6	1	1	at K.C.*	22	13	114	59.1	1	0
at Clev.*	35	19	221	54.3	0	2	Hou.*	22	14	201	63.6	2	1
at Den.*	33	18	204	54.6	1	1	at Buff.*	24	15	159	62.5	2	0
at Cin.*	39	24	309	61.5	3	0	Det.*	31	17	182	54.8	1	1
Wash.*	36	23	289	63.9	2	1	Ind.	Inactive (hamstring)					
Hou.*	29	12	155	41.4	1	1	at Cin.*	18	10	149	55.6	0	1
at Dal.*	36	17	167	47.2	0	0	Sea.*	17	10	104	58.8	1	3
at Hou.*	30	16	188	53.3	0	1	at Chi.	Inactive (lower leg)					
Cin.			Did Not Play				Minn.	Inactive (lower leg)					
Clev.	0	0	0	0.0	0	0	Clev.	Inactive (lower leg)					
							Buff.*	29	15	163	51.7	0	2

1993							1994						
Opp.	Att.	Comp.	Yds.	Pct.	TD	Int.	Opp.	Att.	Comp.	Yds.	Pct.	TD	Int.
S.F.	16	9	92	56.3	0	0	Dal.*	26	13	127	50.0	0	0
at Rams*	33	17	169	51.5	0	1	at Clev.*	25	15	199	60.0	1	0
Cin.*	25	21	189	84.0	3	0	Ind.*	35	22	254	62.9	2	1
at Atl.*	25	19	259	76.0	2	0	at Sea.*	43	21	282	48.8	1	4
S.D.*	25	16	156	64.0	0	0	Hou.*	17	9	154	52.9	1	0
N.O.*	25	12	137	48.0	1	1	Cin.*	22	15	190	68.2	2	0
at Clev.*	39	25	355	64.1	0	1	at N.Y.G.*	29	16	138	55.2	0	1
at Cin.*	34	14	244	41.2	2	1	at Ariz.*	31	18	260	58.1	1	1
Buff.*	27	16	59.3	212	1	0	at Hou.*	25	15	154	60.0	0	0
at Den.*	32	18	56.3	197	0	1	Buff.*	27	14	148	51.9	0	1
at Hou.*	26	13	50.0	153	0	0	Mia	Did Not Play					
N.E.*	32	17	53.1	115	2	0	at Rai	Did Not Play					
at Mia.*	28	16	57.1	163	1	0	at Cin.*	24	17	131	70.8	2	0
Hou.*	37	15	40.5	256	1	1	Phi.*	35	19	158	54.3	1	1
at Sea.*	43	20	46.5	285	0	1	Clev.*	18	10	175	55.6	1	0
Clev.*	39	22	56.4	226	1	0	at S.D.*	13	8	73	61.5	1	0
at K.C.*#	42	23	54.8	286	3	0	Clev.*#	23	16	186	69.6	2	0
							S.D.*#	54	32	349	59.3	1	0

*Started

#Postseason

O'DONNELL'S NFL RECORD

Regular Season

PASSING	Att.	Comp.	Yds.	Pct.	LG	TD	Int.	Rtg.
1990 Pittsburgh AFC	0	0	0	0.0	0	0	0	—
1991 Pittsburgh AFC	286	156	1,963	54.5	89	11	7	78.8
1992 Pittsburgh AFC	313	185	2,283	59.1	51	13	9	83.6
1993 Pittsburgh AFC	486**	270**	3,208	55.6	71	14	7	79.5
1994 Pittsburgh AFC	370	212	2,443	57.3	60	13	9	78.9
NFL Totals—6 years	1,455	823	9,897	56.6	89	51	32	80.1

QB Sacks: '90—0-0; '91—30-214; '92—27-208; '93—41-331; '94—35-250.
Career Totals: 133-1003

RUSHING	Att.	Yds.	Avg.	LG	TD	Record as Starter
1990 Pittsburgh AFC	0	0	0.0	0	0	1990 (0)
1991 Pittsburgh AFC	18	82	4.6	22	1	1991 (8)
1992 Pittsburgh AFC	27	5	0.2	9	1	1992 (12)
1993 Pittsburgh AFC	26	111	4.3	27	0	1993 (15)
1994 Pittsburgh AFC	31	80	2.6	18	1	1994 (14)
NFL Totals—6 years	102	278	2.7	27	3	Totals
						30-19

PASSING	Post Season							
	Att.	Comp.	Yds.	Pct.	LG	TD	Int.	Rtg.
1992 Pittsburgh AFC	29	15	163	51.7	24	0	2	39.8
1993 Pittsburgh AFC	42**	23	286	54.8	35	3	0	99.9
1994 Pittsburgh AFC	77	48	535	62.3	50	3	0	96.0
NFL Totals—6 years	148	86	984	58.1	50	6	2	86.3

QB Sacks: '92—7-52; '93—3-10, '94—0-0
Career Totals: 10-62.

RUSHING	Att.	Yds.	Avg.	LG	TD	Record as Starter	
1992 Pittsburgh AFC	4	26	6.5	17	0	1992 (1)	0-1
1993 Pittsburgh AFC	1	-1	-1.0	-1	0	1993 (1)	0-1
1994 Pittsburgh AFC	1	1	1.0	1	0	1994 (2)	1-1
NFL Totals—6 years	6	26	4.3	17	0	Totals	1-3

O'DONNELL'S SINGLE GAME CAREER HIGHS

Regular Season

Pass Attempts—43 (9-25-94 at Seattle, 12-26-93 vs. Seattle)
Completions—25 (10-11-92 vs. Cleveland, 10-24-93 vs. Cleveland)
Yards Passing—355 (10-24-93 vs. Cleveland)
Completion Percentage—84.0%* (21/25, 9-19-93 vs. Cincinnati)
Longest Completion—89t (9-1-91 to Stone vs. San Diego)
TD Passes—3 (11-10-91 vs. Cincinnati, 9-19-93 vs. Cincinnati)
Interceptions—4 (9-25-94 at Seattle)
Times Sacked—9 (9-4-94 vs. Dallas)
Rushing Attempts—6 (11-7-93 vs. Cincinnati)
Yards Rushing—37 (11-3-91 vs. Denver)
Longest Run—27 (11-28-93 vs. Houston)
TDs Rushing—1 (3 times, last time 9-4-94 vs. Dallas)

Post Season

Pass Attempts—54** (1-15-95 vs. San Diego)
Completions—32** (1-15-95 vs. San Diego)
Yard Passing—349** (1-15-95 vs. San Diego)
Completion Percentage—69.6 (16/23, 1-7-95 vs. Cleveland)
Longest Completion—50 (1-7-95 vs. Cleveland)
TD Passes—3 (1-8-94 vs. Kansas City)
Interceptions—2 (1-9-93 vs. Buffalo)
Times Sacked—7 (1-9-93 vs. Buffalo)
Rushing Attempts—4 (1-9-93 vs. Buffalo)
Yards Rushing—26 (1-9-93 vs. Buffalo)
Longest Run—17 (1-9-93 vs. Buffalo)
TDs Rushing—0

*Team Leader **Team Record #NFL Championship game record



CHRIS OLDHAM—CB

24

HEIGHT—5-9
WEIGHT—183
COLLEGE—Oregon
BIRTHDATE—June 20, 1968
BIRTHPLACE—Sacramento, CA
HOW ACQUIRED—Unrestricted Free Agent from Arizona Cardinals (1995)
NFL EXPERIENCE—5th Year
GAMES PLAYED—STARTED—'90 (16-0), '91 (4-0), '92 (1-0), '93 (16-6), '94 (11-1)
CAREER TOTALS: 48-7

PRO: Versatile performer who adds quality and depth to special teams and secondary. Originally selected by Detroit in fourth round of 1990 NFL Draft. Played briefly with Buffalo (1991) before two stints with Cardinals (2 games in 1991, 1 game in 1992). Spent past 2 seasons with Arizona. **1994:** Played 11 games as reserve cornerback and special teamer. Was inactive Games 2, 3, 8-10. Started final regular-season game at Atlanta (12/24). Finished 2nd on team with 19 special teams stops. **1993:** Collected 50 tackles and team-best 3 forced fumbles despite starting just 6 games. Also had 8 pass defenses and 1 interception in action at both S and CB. Solid game at Philadelphia (9/5) with 5 tackles, an interception in the end zone, a forced fumble, and a pass defense in just 17 plays from scrimmage. Added 3 solo stops and a tackle inside the 20-yard line on 5 kickoff coverage plays. Started at S in place of Lorenzo Lynch (groin) vs. Dallas (9/19) and posted 6 tackles and a sack. Started at FS in place of John Booty (ankle) next 2 weeks and led club with 11 tackles vs. New Orleans (11/31). Credited with 5 tackles and a hurry at Dallas (11/14), the latter forcing Cowboy quarterback Bernie Kosar into an intentional grounding penalty from

his own end zone for a safety. Totalled 6 tackles, 1 forced fumble, 1 pass defense, and a hurry at N.Y. Giants (11/28). Played primarily on special teams in final 2 games following Booty's return to lineup. **1992:** Signed with Cardinals on December 22. Turned in superb effort in season finale with 3 solo tackles and 3 pass defenses vs. Tampa Bay (12/27). Began year with San Diego Chargers on February 15 as free agent. Assigned to World League and started 9 games for San Antonio Riders and posted 43 tackles, 1 sack, 3 interceptions, 3 passes defended, 2 forced fumbles, and 1 fumble recovery for the league's top-rated defense. Returned an interception 22 yards for score in 17-14 win over Birmingham Fire (4/25). Returned to Chargers for training camp. Waived 8/26 before joining Cards late in season. **1991:** Played in 2 contests with Buffalo and 2 more with Cardinals. Waived by Detroit in preseason (8/26). Signed by Bills 1 month later (9/26). Played for Buffalo during Weeks 5-6, then released October 8. Signed with Cards on 10/16. Saw action in two outings before being waived 11/13. **1990:** Collected 23 solo tackles, 1 interception, and 1 pass defense as Detroit Lion rookie. Returned an interception 28 yards in 27-10 win at New Orleans (10/28). Registered 3 tackles against Green Bay (9/30), Denver (11/22) and at Seattle (12/30). Also had 13 KORs for 234 yards (18.0 avg.) with long returns of 42 yards vs. Chicago (12/16) and 41 yards at Kansas City (10/14). Originally selected by Detroit in fourth round (105th overall) of 1990 NFL Draft.

COLLEGE: Registered 145 tackles and 13 interceptions during impressive career at Oregon. Averaged 28.7 yards on 42 kickoff returns during collegiate career, including 99-yard touchdown against Southern California. Led the country in KORs as junior with 29.4-yard average. Majored in communications at Oregon.

PERSONAL: Single. Lives in Phoenix, Arizona. Attended O. Perry Walker High School in New Orleans. Also played guard on basketball team, shortstop on baseball squad, and competed in the long jump in track. Father, Hugh, played for Ottawa Rough Riders of the CFL. Full name: Chris Martin Oldham.

OLDHAM'S NFL RECORD

Regular Season							
INTERCEPTIONS	No.	Yds.	Avg.	LG	TD		
1990 Detroit NFC	1	28	28.0	28	0		
1991 Buffalo AFC	0	0	0.0	0	0		
1991 Arizona NFC	0	0	0.0	0	0		
1992 Arizona NFC	0	0	0.0	0	0		
1993 Arizona NFC	0	0	0.0	0	0		
1994 Arizona NFC	0	0	0.0	0	0		
NFL Totals—4 years	2	28	14.0	28	0		
TACKLES	Solo	Asst.	Total	Sp.T.	Sacks	FF	FR
1990 Detroit NFC	23	2	25	7	0.0	0	0
1991 Buffalo AFC	0	0	0	0	0.0	0	0
1991 Arizona NFC	0	0	0	0	0.0	0	0
1992 Arizona NFC	3	0	3	0	0.0	0	0
1993 Arizona NFC	42	8	50	3	1.0	3	0
1994 Arizona NFC	2	0	2	19	0.0	0	0
NFL Totals—4 years	70	10	80	29	1.0	3	0
KICKOFF RETURNS	No.	Yds.	Avg.	LG	TD		
1990 Detroit NFC	13	234	18.0	42	0		
1991 Buffalo AFC	0	0	0.0	0	0		
1991 Arizona NFC	0	0	0.0	0	0		
1992 Arizona NFC	0	0	0.0	0	0		
1993 Arizona NFC	0	0	0.0	0	0		
1994 Arizona NFC	0	0	0.0	0	0		
NFL Totals—4 years	13	234	18.0	42	0		

UNRESTRICTED FREE AGENTS WHO MADE 1994 ROSTER

LB Kevin Greene (1993)
DE Ray Seal (1994)

QB Mike Tomczak (1993)
RB John L. Williams (1994)



JERRY OLSAVSKY—LB

(Pronounced ol-SAV-skee)

55

HEIGHT—6-1

WEIGHT—221

COLLEGE—Pittsburgh

BIRTHDATE—March 29, 1967

BIRTHPLACE—Youngstown, Ohio

HOW ACQUIRED—Veteran Free Agent (1994)

NFL EXPERIENCE—7th Year

GAMES PLAYED—STARTED—89 (16-8); '90 (15-0); '91 (16-4); '92 (7-0); '93 (7-7); '94 (1-0)

CAREER TOTALS: 62-19

PRO: Persistence paid off in 1994 as Olsavsky made successful return from possible career-ending knee injury suffered in 1993. Inspiration to fellow players after returning to field in December. Was defensive and special teams leader before being sidelined after 7 games in 1993. Joined Steelers as 10th-round draft choice in 1989. **1994:** Made triumphant return when signed 11/16 and was on 53-man roster for final 6 games of season. Activated for Cincinnati game (12/4) and used on special teams for half during a 38-15 win over Bengals. Inactive for both playoff games. **1993:** Played and started 7 games before placed on injured reserve October 26, after suffering dislocated left knee at Cleveland (10/23) and tearing 3 of 4 ligaments (medial collateral, anterior and posterior cruciate). A cadaver was used to replace 2 ligaments and a 3rd was surgically repaired. Became full-time starter, taking over for Hardy Nickerson, who went to Tampa Bay as UFA. Made 9 tackles in Game 1 vs. San Francisco (9/5). Game 2 at L.A. Rams (9/12) and Game 5 vs. San Diego (10/10). Made 2 tackles before suffering season-ending injury in 2nd quarter. Was Steelers' 2nd-leading tackler with 37 stops going into Cleveland game. **1992:** Missed one game with broken hand, 8 with foot sprain. Finished with 3 tackles on defense, 5 on special teams with one forced fumble. Sat out opener at Houston (9/6) with broken right hand suffered in preseason game at Chicago, was inactive at San Diego (9/20) with sprained foot. Made 3 tackles on defense replacing Hardy Nickerson at Green Bay (9/27). Forced fumble on KO at Kansas City (10/25) before suffering sprained right foot in 4th quarter vs. Houston (11/1), going on injured reserve from Nov. 6 to Dec. 26. Activated to play in regular season finale vs. Cleveland (12/27) and in playoffs vs. Buffalo (1/9). **1991:** Played in all 16 games, starting first 4 for David Little. Finished with 32 tackles on defense, was 2nd in special teams tackles with 13. Made 24 tackles in 4 starts with 7 vs. New England (9/15), 8 at Philadelphia (9/22). Made 8 of 13 special teams tackles in last 6 games with 3 solo stops vs. Washington (11/17). **1990:** Played in 15 games, ranking 3rd in special teams tackles with 8, adding 6 tackles on defense. Saw limited duty at ILB. Had best game vs. Cleveland (12/23) with 2 solo tackles on special teams, 2 forced fumbles, 4 solo tackles on defense. **1989:** Named to NFL all-rookie team after starting 8 games in first season. Played on special teams and as backup to Nickerson in first 8 games. Started last 8 games after Nickerson suffered fractured leg, finishing with career-best 41 tackles, one sack, one forced fumble, 8 special teams tackles. Made 35 tackles in starting role with 8 in first start at Denver (11/5). Led team with 10 solo stops the next week vs. Chicago (11/12), earning Oscar Mayer special teams player of week honors. Got first NFL sack and forced fumble vs. Houston (12/3). In playoffs blocked punt at Houston (12/31) to set up TD. Was 259th player drafted overall.

COLLEGE: Named first team Kodak All-America, first team All-East, All-ECAC as senior after making 129 tackles to become school's first player since 1976 to have 3 100-tackle seasons. Team tackle leader 2 of last 3 years, made 101 tackles as junior despite missing 3 games with sprained knee, team-high 127 tackles as sophomore. Graduated in 1990 with degree in information science.

PERSONAL: Single. Lives in Pittsburgh. Attended Chaney High in native Youngstown, Ohio, where he was 2-time all-city selection. Active in community with Easter Seals, Special Olympics, Partnerships in Education, Multiple Sclerosis and Blue Cross Caring Program. Full name: Jerome Donald Olsavsky.

OLSAVSKY'S NFL RECORD

Regular Season

TACKLES	Solo	Asst.	Total	Sp.T.	Sacks	FF	FR
1989 Pittsburgh AFC	37	4	41	8	1	1	0
1990 Pittsburgh AFC	6	0	6	8	0	2	0
1991 Pittsburgh AFC	25	7	32	13	0	0	0
1992 Pittsburgh AFC	1	2	3	5	0	1	0
1993 Pittsburgh AFC	24	15	39	1	0.0	0	0
1994 Pittsburgh AFC	0	0	0	1	0.0	0	0
NFL Totals—6 years	93	28	121	36	1.0	4	0

TACKLES	Post Season			Sp.T.	Sacks	FF	FR
	Solo	Asst.	Total				
1989 Pittsburgh AFC	0	0	0	0	0	0	0
1992 Pittsburgh AFC	0	0	0	0	0	0	0
1993 Pittsburgh AFC	0	0	0	0	0	0	0
1994 Pittsburgh AFC	0	0	0	0	0	0	0
NFL Totals—6 years	0	0	0	0	0	0	0

Additional Statistics: Blocked one punt in playoffs in 1989.



SI'ULAGI PALELEI—G

77

(Pronounced SEE-oo-lon-nee pah-le-LAY)

HEIGHT—6-3

WEIGHT—320

COLLEGE—Nevada-Las Vegas

BIRTHDATE—October 15, 1970

BIRTHPLACE—Nu'uuli, American Samoa

HOW ACQUIRED—Draft (5th in 1993)

NFL EXPERIENCE—3rd Year

GAMES PLAYED-STARTED—'93 (3-0)

'94 (0-0)

CAREER TOTALS: 3-0

PRO: Huge, wide-body guard with potential to develop into promising player. Has outstanding strength and mobility. A 5th-round draft selection in 1993 who has backed up both G positions. Injured left knee during basketball game in April, and required surgery to repair anterior cruciate ligament. **1994:** Was on 53-man roster for entire season, but was inactive for every game. Gained valuable experience learning from Pro Bowlers Dermoniti Dawson and Duval Love. **1993:** Played in 3 of 1st 7 games as rookie and was among 7 game deactivations for final 9 weeks. Dressed but did not play week 2 at Los Angeles Rams (9/12) before seeing 1st NFL action vs. Cincinnati (9/19), playing final 9 minutes at RG. Also played briefly at RG the next week at Atlanta (9/27) and saw short duty at Cleveland (10/24). Was inactive for playoff game at Kansas City (1/8). Was 135th player drafted overall.

COLLEGE: Played G as senior after spending first 3 seasons on DL. Earned first team All-Big West honors as senior G with 85% blocking grade. As junior was honorable mention All-Big West with 6 starts at DT, making 14 tackles and 2 sacks, before making last 3 starts at G. Transferred from Purdue after sophomore season, sitting out 1990 campaign. As sophomore made 19 tackles, 1 sack, after being backup DE as freshman. Majored in physical education.

PERSONAL: Married (Cathy) with daughter Connie (5), son Evan (2). Lives in Pittsburgh. Named Parade, Super Prep and Prep Football All-America as senior DL for Blue Springs (Mo.). High after making 122 tackles, 13 sacks, 4 fumble recoveries. Also won 2 letters each in basketball and track. Has 5 brothers and 7 sisters. Goes by nickname "Lonnie". Full name Si'ulagi Jack Palelei.



JAMES PARRISH—OT

79

HEIGHT—6-6

WEIGHT—300

COLLEGE—Temple

BIRTHDATE—May 19, 1968

BIRTHPLACE—Baltimore, Maryland

HOW ACQUIRED—Veteran Free Agent (1995)

NFL EXPERIENCE—2nd Year

GAMES PLAYED-STARTED—'91 (0-0), '92

(6-0), '93 (1-0), '94 (0-0)

CAREER TOTALS: 7-0

PRO: Veteran T joined Steelers February 22, 1994. Played 6 games in 1992, 1 game in 1993. Did not play in 1994. **1994:** Attended Cowboys 1994 training camp. Released August 17. Re-signed October 25 and released November 1. **1993:** Signed by San Francisco 49ers in May of 1993. Waived by 49ers September 7. Claimed by Indianapolis Colts September 8 and spent next 5 weeks on 53-man roster. Deactivated for 4 games with Colts before being released on October 12. Signed to 49ers practice squad November 11 and released December 1. Signed with Dallas December 7 and 5 days later Dallas Pro Bowl C Mark Stepnoski went down with season-ending knee injury vs. Minnesota (12/12), opening roster spot.

on offensive line Placed on active roster December 22 Played in NFC championship game Inactive for Super Bowl XXVIII **1992:** Signed by San Diego Chargers in February of 1992 and assigned to London Monarchs of the World League for 5 games Joined Barcelona Dragons in April and played 1 game Returned to San Diego and released during training camp **1991:** Entered NFL as free agent with Miami Dolphins in 1991 Spent entire season on reserve/PUP with knee injury.

COLLEGE: 3-year letterman and 2-year starter at RT Earned degree in Physical Education

PERSONAL: Single Lives in Jessup, Maryland Attended Dundalk (Maryland) High Letterman in football, basketball and track Born May 19, 1968 in Baltimore, Maryland Full name: James Herbert Parrish



ERRIC PEGRAM—RB

20

HEIGHT—5-10

WEIGHT—195

COLLEGE—North Texas State

BIRTHDATE—January 7, 1969

BIRTHPLACE—Dallas, Texas

HOW ACQUIRED—Unrestricted Free Agent from Atlanta (1995)

NFL EXPERIENCE—5th Year

GAMES PLAYED-STARTED—'91 (16-7), '92 (16-1), '93 (16-14), '94 (13-5)

CAREER TOTALS: 61-27

PRO: Spirited competitor has strength to be every-down runner and speed to get outside Spent 1st 4 NFL seasons with Atlanta Falcons, before signing as unrestricted free agent April 27, 1995 **1994:** Started 1st 5 games of season, played 13 on year Inactive 3 games Finished 2nd on team with 358 yards, 103 carries, 1 TD Added 16 receptions for 99 yards

Had season-best in opener, with 23 carries for 93 yards, 1 TD at Detroit (9/4) Ran for 74 yards on 14 attempts vs. Kansas City (9/18) Rushed for 45 yards and caught season-best 4 passes for 20 yards vs. L.A. Rams (9/11)

Added 45 more yards at L.A. Rams (10/2) and had season-high 28 yards receiving Rushed 73 times for 286 yards (3.9 avg.), 1 TD during 5 games as starter **1993:** Started 14 of 16 games played and rushed for 1,185 yards on 292 carries Rushing total was 7th-best in Falcons' team history and 4th in NFL for yards and carries in 1993

Rushed for more than 100 yards in 4 games and had registered 8 games where he combined for over 100 yards, including career-best 212 yards vs. San Francisco (9/19) Career day fueled by 192 yards rushing on 27 attempts It was 3rd-best single-game rushing total in 28-year history of Falcons and most rushing yards ever by a 49ers' opponent in their 48-year history Combined for personal-best 166 yards (87 rush, 79 pass) vs. L.A. Rams (10/14)

Had 34-123 rushing at New Orleans (10/24) Added 128 yards, 27 carries at L.A. Rams (11/14) Personal-best 6 catches for 94 yards at Houston (12/5) 2nd-best rushing day at Cincinnati (12/26) with 180 yards on career-high 37 attempts **1992:** Played 16 games with 1 start Used primarily as backup RB and special teamer

1991: As rookie, earned spot of final roster with 71-yard performance in final preseason game at Dallas (8/23) and started 7 games Ranked 3rd on team with 606 all-purpose yards Rushed for 78 yards on 11 attempts vs. Minnesota (9/8) in 2nd game as Pro Scored 1st NFL TD vs. Green Bay (12/1) to aid Falcons to 35-31 come from behind win

Ended season with 58 yards at Dallas (12/22) Started both playoff games and gained 28 yards on 14 carries and caught 1 pass for 5 yards Entered NFL as 6th-round draft selection (145th overall) by the Falcons

COLLEGE: Tutored by former Steelers' WR Ron Shanklin (1970-74) Led team and finished 2nd in Southland Conference in rushing, with 212 carries for 957 yards, 5 TDs and receiving with 56 catches for 444 yards, 1 TD Finished career with 1,613 yards and 94 receptions, including TD longs of 76 and 78 yards Best game was 218-yard performance vs. Alcorn State

PERSONAL: Married Lives in Atlanta, Georgia Attended Hillcrest High in Dallas where participated in track and football Name spelled with two r's because parents wanted him to be similar to twin brother, Derric Full name: Eric Demont Pegram

PEGRAM'S NFL RECORD

RUSHING	Regular Season				
	No.	Yds.	Avg.	LG	TD
1991 Atlanta NFC	101	349	3.5	34	1
1992 Atlanta NFC	21	89	4.2	15	0
1993 Atlanta NFC	292	1,185*	4.1	29	3
1994 Atlanta NFC	103	358	3.5	25	1
NFL Totals—4 years	517	1,981	3.8	34	5

RECEIVING	No.	Yds.	Avg.	LG	TD
1991 Atlanta NFC	1	1	1.0	1	0
1992 Atlanta NFC	2	25	12.5	19	0
1993 Atlanta NFC	33	302	9.2	30	0
1994 Atlanta NFC	16	99	6.2	28	0
NFL Totals—4 years	52	425	8.1	30	0

KICKOFF RETURNS	No.	Yds.	Avg.	LG	TD
1991 Atlanta NFC	16	257	16.1	30	0
1992 Atlanta NFC	8	143	17.9	42	0
1993 Atlanta NFC	4	46	11.5	17	0
1994 Atlanta NFC	9	145	16.1	35	0
NFL Totals—4 years	37	591	10.0	42	0

	Post Season				
RUSHING	No.	Yds.	Avg.	LG	TD
1991 Atlanta NFC	14	28	2.0	10	0
RECEIVING	No.	Yds.	Avg.	LG	TD
1991 Atlanta NFC	1	5	5.0	5	0

PEGRAM'S SINGLE GAME CAREER HIGHS

Regular Season

Yards Rushing—192 (9-19-93 at San Francisco)

Rushing Attempts—37 (12-26-93 vs. Cincinnati)

Longest Run—34 (12-22-91 at Dallas)

TDs Rushing—1 (5 times, Last time 9-4-94 at Detroit)

Receptions—6 (12-5-93 at Houston)

Yards Receiving—99 (12-5-93 at Houston)

*Team leader



DARREN PERRY—FS

39

HEIGHT—5-11

WEIGHT—194

COLLEGE—Penn State

BIRTHDATE—December 29, 1968

BIRTHPLACE—Chesapeake, Virginia

HOW ACQUIRED—Draft (8th in 1992)

NFL EXPERIENCE—4th Year

GAMES PLAYED-STARTED—92 (16-16),

'93 (16-16), '94 (16-16)

CAREER TOTALS: 48-48

PRO: Savvy defender with knack for making big plays. Steelers' interception leader for 2nd time in three seasons. Has played and started every game since joining team as 8th-round choice in 1992. 2nd to Rod Woodson among active players with 17 career thefts. Averaged interception every 3 games. Steelers' rookie of the year in 1992. Also contributes on special teams. **1994:** Started every game for 3rd year. Led team and finished 3rd in NFL with career-high 7 interceptions. Made 65 tackles (49 solo), 15 pass defenses and 2 fumble recoveries. Produced 1/3 of Steelers' opponent takeaways. Opened season with 9 stops and 1 interception for career-long 42 yards vs. Dallas (9/4). Had career-high 3 picks at Cleveland (9/11). Took NFL lead with 5th theft at Seattle (9/25). Extended NFL lead with 6th interception at N.Y. Giants (10/23). Added season-high 10 tackles and one fumble recovery at Arizona (10/30). Led defense with 4 solo tackles at Cincinnati (12/4). Set career-season mark with 7th interception vs. Eagles (12/11). Had 5 defensive tackles, 1 special teams hit and 1 interception while starting both playoff games. **1993:** Started all 16 games for 2nd time and was 4th-leading tackler on team with 94, tied for 2nd in interceptions with 4. Also 4th with 8 tackles on special teams. Shared team lead with 10 tackles vs. San Francisco (9/5), followed by 7th career interception at Los Angeles Rams (9/12) and 8th vs. Cincinnati (9/19). Tied for 2nd in NFL after getting 3rd interception vs. San Diego (10/10). Had 2 special teams tackles vs. Buffalo (11/15), followed by 11 defensive tackles at Denver (11/21). Made 4th interception of season and 10th of career vs. New England (12/5) along with 8 tackles. Had season-high 17 tackles including 12 solo at Seattle (12/26). In playoffs at Kansas City (1/2) made 8 tackles on defense, 1 on special teams. **1992:** Unanimous choice as team rookie of the year in voting by Pittsburgh chapter of PFWA. Led team with 6 interceptions, becoming 1st Steeler rookie to lead in interceptions since Richie McCabe in 1955, tying for 5th in AFC and posting most interceptions by a Steeler since 1984. Fell 1 shy of team rookie interception record of 7 by Art Jones (1941) and Paul Cameron (1954). Became starter in 2nd preseason game, replacing injured Gary Jones. Got interceptions in each of 1st 2 games at Houston (9/6) and vs. New York Jets (9/13). Added 1 interception at Kansas City (10/25), 1 vs. Detroit (11/22).

Made 2 thefts with season-high 10 tackles vs. Indianapolis (11/22)
Recovered fumble vs. Minnesota (12/20) . . . Was 203rd player drafted overall

COLLEGE: Made 15 interceptions to tie for 2nd in school history while breaking records for interception return yards (299), TDs (3) . . . Made 6 thefts, 2 for TDs, as senior to lead team and earn Football Writers All-America honors . . . Had personal-best 7 interceptions as junior after starting 6 games as sophomore . . . Started 3 games at LCB as freshman before moving to "hero" position . . . Began career as QB . . . Graduated in 1992 with degree in business administration/management.

PERSONAL: Married (Errika) with daughter Danielle (10/26/92) . . . Lives in Chesapeake, Va. . . Threw for 23 TDs, 2,790 yards while rushing for 1,167 yards and 14 TDs . . . Captained football, basketball and tennis teams . . . Attended Old Dominion during off-season working towards Master's in Business . . . Wife Errika graduated from Penn State in business logistics . . . Full name: Darren Perry

PERRY'S NFL RECORD

Regular Season

INTERCEPTIONS	No.	Yds.	Avg.	LG	TD
1992 Pittsburgh AFC	6*	69	11.5	34	0
1993 Pittsburgh AFC	4	61	15.3	30	0
1994 Pittsburgh AFC	7*	112	16.0	42	0
NFL Totals—3 years	17	242	14.2	42	0

TACKLES	Solo	Asst.	Total	Sp.T.	Sacks	FF	FR
1992 Pittsburgh AFC	43	18	61	2	0	0	1
1993 Pittsburgh AFC	62	32	94	8	0	0	0
1994 Pittsburgh AFC	49	16	65	7	0	0	2
NFL Totals—3 years	154	66	220	17	0	0	3

Post Season

INTERCEPTIONS	No.	Yds.	Avg.	LG	TD
1992 Pittsburgh AFC	0	0	0.0	0	0
1993 Pittsburgh AFC	0	0	0.0	0	0
1994 Pittsburgh AFC	1	0	0.0	0	0
NFL Totals—3 years	1	0	0.0	0	0

TACKLES	Solo	Asst.	Total	Sp.T.	Sacks	FF	FR
1992 Pittsburgh AFC	2	1	3	0	0	0	0
1993 Pittsburgh AFC	6	2	8	1	0	0	0
1994 Pittsburgh AFC	2	3	5	1	0	0	0
NFL Totals—3 years	10	6	16	2	0	0	0

PERRY'S SINGLE GAME CAREER HIGHS

Regular Season

Interceptions—3 (9-11-95 at Cleveland)

Interception Return Yards—42 (9-4-94 vs. Dallas)

Longest Interception Return—42 (9-4-94 vs. Dallas)

* Team leader



WALTER RASBY—TE

84

HEIGHT—6-3

WEIGHT—247

COLLEGE—Wake Forest

BIRTHDATE—September 7, 1972

BIRTHPLACE—Washington, North Carolina

HOW ACQUIRED—Rookie Free Agent (1994)

NFL EXPERIENCE—2nd Year

GAMES PLAYED-STARTED—'94 (2-0)

PRO: Powerful blocker and special teams player saw limited playing time in 1st season . . . **1994:** On 53-man roster for entire season, but inactive for 14 games . . . Played 1st NFL game vs. Miami (11/20) and made 1 special teams tackle . . . Played final regular-season matchup at San Diego (12/24) . . . Also active for AFC Championship game vs. San Diego (1/15)

COLLEGE: Led team as senior with 32 receptions for 247 yards after totaling 6 for 90 yards in previous 3 seasons as backup . . . Named team's top lineman as senior, receiving Bill George Award . . . Majored in speech communications.

PERSONAL: Single Lives in Washington, North Carolina Attended Washington High and was named to Charlotte Observer Top 25 list in N.C.
Was starting forward for basketball team Full name: Walter Herbert Rasby

RASBY'S NFL RECORD

RECEIVING	Regular Season				
	No.	Yds.	Avg.	LG	TD
1994 Pittsburgh AFC	0	0	0.0	0	0
RECEIVING	Post Season				
	No.	Yds.	Avg.	LG	TD
1994 Pittsburgh AFC	0	0	0.0	0	0



ERIC RAVOTTI—LB

57

HEIGHT—6'3
WEIGHT—247
COLLEGE—Penn State
BIRTHDATE—March 16, 1971
BIRTHPLACE—Freeport, PA
HOW ACQUIRED—6th in 1994
NFL EXPERIENCE—2nd Year
GAMES PLAYED-STARTED—'94 (2-0)

PRO: Made best of limited opportunity to display talents . . . Learned patiently behind all-Pro Kevin Greene at LOLB position . . . Progress slowed by lower leg (left) compartment syndrome injury suffered during 1995 mini-camp . . . Underwent corrective surgery May 1, 1994: Backup LOLB and special teams member . . . Inactive 14 games . . . Saw 1st NFL action in Game 10 vs. Buffalo (11/14) and made 1 special teams tackle . . . Also played in regular-season finale at San Diego (12/24) . . . Inactive for playoffs . . . Was 180th player chosen overall . . . Drafted with choice from Minnesota in Adrian Cooper trade.

COLLEGE: Made 14.5 QB sacks in career to rank 10th in school history . . . Played OLB and pass-rushing DE . . . A 4-year letterman, sat out 1992 season to play senior year in 1993 . . . As senior made 30 tackles including 6 sacks which tied for 2nd on team . . . Missed 2 games after suffering seizure but returned for season finale . . . Did not play in 1992 . . . Played in 11 games as junior (1991) making 6 starts at LDT, 2 at OLB . . . Finished with 24 tackles, 3 sacks, 1 FR, 4 TFL . . . Finished 2nd on team as sophomore with 5.5 sacks, adding 16 tackles, 5 TFL while starting 4 games . . . Played primarily on special teams and as a reserve on defense as freshman . . . Graduated with degree in labor and industrial relations, has also taken graduate courses.

PERSONAL: Married (Neva-Lee) Lives in Pittsburgh Attended Freeport (PA) High, playing LB and TE and earning honorable mention USA Today all-America honors . . . Also named all-state and played in Big 33 Game . . . Made 250 tackles and 33 sacks . . . Member of National Honor Society . . . Full name: Eric A. Ravotti

RAVOTTI'S NFL RECORD

TACKLES	Regular Season						
	Solo	Asst.	Total	Sp.T.	Sacks	FF	FR
1994 Pittsburgh AFC	0	0	0	1	0	0	0



ED ROBINSON—LB

51

HEIGHT—6'0
WEIGHT—228
COLLEGE—Florida
BIRTHDATE—December 7, 1970
BIRTHPLACE—DeFuniak Springs, Florida
HOW ACQUIRED—Rookie Free Agent (1994)
NFL EXPERIENCE—2nd Year
GAMES PLAYED-STARTED—'94 (16-0)

PRO: Steady, hard-nosed athlete brings all-out effort to every play . . . Utility performer can backup both ILB positions . . . Was 1 of 2 rookie free agents to make 1994 roster . . . And 1 of 3 rookies, along with Jason Gildon and Charles Johnson, to play every game . . . 1994: Played entire season mostly on 3rd down and special teams . . . Made 9 defensive tackles and finished

4th on team with 8 special teams stops . . . Contributed season-best 3 tackles at Seattle (9/25), including 2 stops for no gain . . . Had best outing of season at Cincinnati (12/4) with 2 key goal-line stops and season-high 2 special teams tackles . . . On 1st down and 2 yards, met Bengals' Derrick Fenner at line of scrimmage for gain of 1 yard and on 2nd down and 1 yard, denied Fenner a gain . . . Bengals drive stalled as Pittsburgh held on to 14-7 lead . . . Made 3 solo tackles at San Diego (12/24) . . . Played in both playoff matchups . . . Added 2 defensive tackles and 1 on special teams in Championship game vs. San Diego (1/15)

COLLEGE: Started 24 consecutive games and saw action in 45 overall . . . Finished career with 363 tackles, 3.5 sacks, 18.5 TFL, 2 FR . . . Scored TD on FR . . . As senior, made 117 tackles, 3 FF as defensive captain . . . Graduated in August 1993 with degree in agriculture/food and resource economics.

PERSONAL: Single . . . Lives in Tampa, Florida . . . Attended Walton High and played LB and FB . . . Team's top tackler as senior with 92 . . . Brother Dexter McNabb was FB for Green Bay Packers (1992-93) . . . Full name: Edward Robinson III.

ROBINSON'S NFL RECORD

TACKLES	Regular Season			Sp t	Sacks	FF	FR
	solo	Asst	Total				
1994 Pittsburgh AFC	8	1	9	8	0.0	0	0
TACKLES	Post Season			Sp t	Sacks	FF	FR
	solo	Asst	Total				
1994 Pittsburgh AFC	1	1	2	1	0.0	0	0



RAY SEALS—DE

97

HEIGHT—6-3

WEIGHT—290

COLLEGE—None

BIRTHDATE—June 17, 1965

BIRTHPLACE—Syracuse, New York

HOW ACQUIRED—Unrestricted Free Agent from Tampa Bay (1994)

NFL EXPERIENCE—8th Year

GAMES PLAYED-STARTED—'88 (1R), '89 (2-0), '90 (8-0), '91 (10-9), '92 (11-8), '93 (16-11), '94 (13-11)

CAREER TOTALS: 60-39

PRO: Agile, quick defender excels as both pass rusher and run stopper . . . Former semi-pro player signed as unrestricted free agent from Tampa Bay Buccaneers on March 21, 1994 . . . Was one of only 2 NFL players during the 1994 season who didn't attend college . . . Began NFL career as free agent with Tampa Bay in 1988, playing 47 games over 5 seasons . . . Spent part of 1990 with Detroit Lions and Indianapolis Colts before returning to Buccaneers . . . Ended Tampa Bay career with 15.5 sacks to rank 7th in Buccaneers history . . . Played 2 seasons for semi-pro Syracuse (N.Y.) Express of Eastern Football League in 1986-87 prior to signing with Tampa Bay . . .

1994: Made career-high 40 tackles while playing 13 games . . . Tied career-mark with 11 starts . . . Fourth on team with 7 sacks and 2nd with 23 QB pressures . . . Had strong start before breaking thumb in 3rd game vs. Indianapolis (9/18) and missed Games 3-5 . . . Returned vs. N.Y. Giants (10/23) with 1 tackle and sack . . . Set career-high 3 sacks and added 6 tackles at Houston (11/6) in first start after injury . . . Had 1 sack in 4 other games . . . Started both playoff games . . .

1993: Led Buccaneers in sacks with 8.5 and in QB pressures with 24 . . . Played in all 16 games, starting last 11 . . . Made 5 starts at LDE, last 6 at RDE for injured Eric Curry . . . Finished with 35 tackles, 1 interception for TD, 1 fumble recovery . . . Scored 1st NFL TD by catching deflected pass in endzone vs. Washington (12/5) . . . Made 2 sacks at Chicago (9/26) . . . Made 3 tackles in each of 9 different games, 4 QB pressures in each of 3 . . .

1992: Started 8 of 11 games played at LDE, making 37 tackles, 5 sacks, 13 QB pressures before going on injured reserve with knee injury . . . Got 9 tackles including 2 sacks vs. Green Bay (9/13), 1 sack with 3 QB pressures at Chicago (10/18) . . . Had 2 sacks with 7 tackles, 2 QB pressures vs. Minnesota (11/8) . . .

1991: Re-signed with Buccaneers March 6 and made 9 starts at LDE in new 4-3 defense, finishing with 32 tackles, 1 sack, 2 fumble recoveries . . . Started 1st 7 games before being inactive for 2 and on injured reserve for 4 with sprained R ankle . . . Returned to start last 2 games and had 1 sack, 6 tackles, 2 QB pressures at Chicago (12/14) . . .

1990: Played in 8 games for Buccaneers as reserve RDE before being waived Nov. 2 . . . Signed with Detroit Nov. 8, was inactive for 1 game and released Nov. 20 . . . Signed with Indianapolis Nov. 27 and was active for 1 game but did not play before being waived Dec. 5 . . . **1989:** Played in just 2 games before suffering broken L foot vs. San Francisco (9/17), spending remainder of season on injured reserve . . . Got sack in 1st NFL game at Green Bay (9/10) . . . **1988:** Converted from TE to DE and spent season

on injured reserve with back injury suffered in preseason **1986-87:** Played LB and TE for Syracuse Express while working at Hotel Syracuse. ... Team won 1987 national semi-pro championship ... Signed with Buccaneers Nov. 18, 1987 for 1988.

COLLEGE: Did not attend college ... Joins Arizona's Eric Swann as only current NFL player who did not attend college.

PERSONAL: Single ... Lives in Orlando, Fla. ... Attended Henninger High in native Syracuse before completing diploma at vocational school in Orlando ... Established company in Syracuse to work with inter-city youth ... Has clothing line featuring slogan "60-minute men" ... Full name: Raymond Bernard Seals.

SEALS' NFL RECORD

Regular Season

INTERCEPTIONS	No.	Yds.	Avg.	LG	TD
1993 Tampa Bay NFC	1	0	0.0	0	0
NFL Totals—6 years	1	0	0.0	0	0

TACKLES	Solo	Asst.	Total	Sp.T.	Sacks	FF	FR
1989 Tampa Bay NFC	1	0	1	1	1	0	0
1990 Tampa Bay NFC	3	3	6	2	0	0	0
1991 Tampa Bay NFC	28	4	32	0	1	0	2
1992 Tampa Bay NFC	34	3	37	0	5	0	0
1993 Tampa Bay NFC	19	16	35	0	8.5*	0	1
1994 Pittsburgh AFC	30	10	40	0	7.0	0	0
NFL Totals—6 years	115	36	151	3	22.5	0	5

Post Season

TACKLES	Solo	Asst.	Total	Sp.T.	Sacks	FF	FR
1994 Pittsburgh AFC	1	1	2	0	0	0	0

INTERCEPTIONS	No.	Yds.	Avg.	LG	TD
1993 Tampa Bay NFC	1	0	0.0	0	1

*Team leader

SEALS' SINGLE GAME CAREER HIGHS

Regular Season

Sacks—3 (11-6-95 at Houston)

Interceptions—1 (12-5-93 vs. Washington)



LEON SEARCY—OT

(Pronounced SEER-see)

HEIGHT—6-3

WEIGHT—304

COLLEGE—Miami (Fla.)

BIRTHDATE—December 21, 1969

BIRTHPLACE—Washington, D.C.

HOW ACQUIRED—Draft (1st in 1992)

NFL EXPERIENCE—4th Year

GAMES PLAYED—STARTED—'92 (15-0),

'93 (16-16), '94 (16-16)

CAREER TOTALS: 47-32

72

PRO: Searcy blossomed into one of National Football League's most dominating lead run-blockers and pass protectors in just two seasons as starter.

Tough physical player displays exceptional quickness for big man ... Started last 32 games ... **1994:** Started all 16 games at RT and both playoff contests. ... Didn't miss an offensive snap ... **1993:** Won starting RT job, replacing

13-year veteran Tunch Ilkin ... Started all 16 games plus playoffs at Kansas City (1/8) ... Received game ball along with rest of OL vs. San Diego (10/10)

Played virtually every offensive play in 14 games, sharing some time vs. Buffalo (11/15) and at Houston (11/28) ... **1992:** Played in 15 games, mostly on special teams ... Missed 1st 17 days of training camp, reporting Aug. 3 ... Was inactive vs. New York Jets (9/13) ... Was 11th player drafted overall,

3rd among OL behind OTs Bob Whitfield and Ray Roberts.

COLLEGE: Started last 35 games of career ... Named 1st team All-America by Football Writers as well as unanimous All-Big East as senior quick OT (LT), despite wearing cast for broken thumb in first 4 games ... As junior played strong OT (RT) for offense that averaged 482.9 yards to rank 5th in nation

... As sophomore was starter at strong OT ... Graduated in May of 1992 with sociology degree.

PERSONAL: Married (Elicia) ... Lives in Miami, Fla. ... Attended Maynard Evans High in Orlando, Fla., but did not play football until senior year ... Named all-county, all-conference and 2nd-team All-Central Florida ... Placed

4th in district in shot put and discus ... Born and raised in Washington, D.C. area until age 14, moving then to Orlando ... Wears size 17-EEE shoes ... Founded Team Searcy in Orlando, which benefits disadvantaged youth in Central Florida ... Full name: Leon Searcy, Jr.



TIM SIMPSON—G/C

67

HEIGHT—6-2

WEIGHT—285

COLLEGE—Illinois

BIRTHDATE—March 5, 1969

BIRTHPLACE—Peoria, Illinois

HOW ACQUIRED—First Year Agent (1994)

NFL EXPERIENCE—1st Year

GAMES PLAYED-STARTED—'94 (4-0)

PRO: Versatile athlete with thick, stocky build well suited for center position . . . Took advantage of opportunity to make active roster and provided solid backup at G and C positions . . . **1994:** Activated for final 5 games of season to replace roster spot left vacant when G Todd Kalis was placed on reserve/injured . . . Saw action at G and on special teams . . . On 53-man roster for L.A. Raiders contest (11/27), but was inactive . . . Played 1st NFL game at Cincinnati (12/4) . . . **1993:** Spent season on Steelers practice squad after signing March 16 . . . **1992:** Spent training camp with Cleveland Browns after being drafted in 12th round . . . Was 229th player drafted overall

COLLEGE: Made school-record streak of 48 straight starts, every game of career, at G . . . named Kodak all-America and all-Big Ten . . . An honors student, graduated in 1991 with degree in business administration/marketing.

PERSONAL: Married (Lori) with son Austin (6/15/91) and daughter Megan (3/6/93) . . . Lives in Morton, Illinois . . . Attended East Peoria (Illinois) High, earning all-state honors in football, all-America in wrestling with 179-4 record including 150 pins . . . In offseason, is substitute teacher . . . Full name: Timothy James Simpson.



ARIEL SOLOMON—C/G

69

HEIGHT—6-5

WEIGHT—288

COLLEGE—Colorado

BIRTHDATE—July 16, 1968

BIRTHPLACE—Brooklyn, New York

HOW ACQUIRED—Draft (10th in 1991)

NFL EXPERIENCE—5th Year

GAMES PLAYED-STARTED—'91 (5-2) '92 (4-0)

'93 (16-0), '94 (16-0)

CAREER TOTALS: 41-2

PRO: Versatile athlete can play all positions along offensive line . . . Used mainly as backup guard, but has also seen action at center and tackle . . . Outstanding lineman on special teams unit . . . **1994:** Played all 16 games, mostly on special teams . . . **1993:** Played in all 16 games for first time in career . . . Played C for final 9 minutes vs. Cincinnati (9/19) . . . **1992:** Saw action in just 4 games and spent 6 weeks on injured reserve with knee sprain . . . Played sparingly in opener at Houston (9/6) before seeing action at LT vs. New York Jets (9/13), but suffered sprained L knee in 2nd quarter . . . Went on injured reserve from Sept. 15 to Nov. 3 . . . Played most of 4th quarter at C vs. Indianapolis (11/15) after injury to Dermontti Dawson . . . Did not see game action again until regular season finale vs. Cleveland (12/27) . . . **1991:** Played in 5 games with 2 starts to cap rookie season . . . Spent 1st 9 weeks on practice squad until being activated Oct. 31 . . . Saw 1st NFL

STEELERS 1995 FREE AGENT ACTIVITY

Feb. 15	SS	Carnell Lake	Named franchise player
Feb. 15	WR	Charles Davenport	Expansion Draft to Jaguars
Feb. 15	DB	Fred Foggie	Expansion Draft to Panthers
Feb. 15	CB	Tim McKyer	Expansion Draft to Panthers
March 2	S	Gary Jones	Signed with New York Jets (unrestricted)
March 10	TE	Eric Green	Signed with Dolphins (unrestricted)
March 28	P	Rohn Stark	Signed from Indianapolis (unrestricted)
March 28	DE	Gerald Williams	Signed with Panthers (unrestricted)
April 6	G/C	Tom Newberry	Signed from L.A. Rams (unrestricted)
April 12	DB	Chris Oldham	Signed from Cardinals (unrestricted)
April 26	P	Mark Royals	Signed with Detroit (unrestricted)
April 27	RB	Eric Pegram	Signed from Atlanta (unrestricted)
May 16	WR	Dwight Stone	Signed with Carolina (unrestricted)
May 18	DB	Alvoid Mays	Signed from Washington (unrestricted)
May 30	RB	Barry Foster	Traded to Carolina Panthers

action vs. Houston (11/24) as backup. Started last 2 games under Chuck Noll at LG vs. Cincinnati (12/15) and Cleveland (12/22). Was 269th player drafted overall.

COLLEGE: Honorable mention All-Big Eight as senior in first year at LT, participating in more than 800 plays which was more than any teammate. Played in 8 games as backup junior. Twice named to school's "Academic Starters" team. Spent first 2 seasons as DL. Graduated with degree in economics in May, 1991.

PERSONAL: Married (Kristen) with son Dakota (8/4/94). Lives in Pittsburgh. Attended Boulder (Colo.) High, receiving all-state, all-league, and all-county honors as DT and OT. As C on basketball team averaged 10 points, 15 rebounds. In 1993 offseason worked for USAir in district sales office. Active in community with The Caring Program, Cancer Caring Center, Project Bundle-Up and B'nai B'rith. Full name: Ariel Mace Solomon.



ROHN STARK—P

3

HEIGHT—6-3

WEIGHT—203

COLLEGE—Florida State

BIRTHDATE—May 4, 1959

BIRTHPLACE—Minneapolis, Minnesota

HOW ACQUIRED—Unrestricted Free Agent from Indianapolis Colts (1995)

NFL EXPERIENCE—14th Year

GAMES PLAYED-STARTED—'82 (9-0); '83 (16-0); '85 (16-0); '86 (16-0); '87 (12-0); '88 (16-0); '89 (16-0); '90 (16-0); '91 (16-0); '92 (16-0); '93 (16-0); '94 (16-0)

CAREER TOTALS: 197-0

PRO: Fourteen-year NFL veteran will supply mature, stabilizing influence to Steelers' special teams. Accurate punter who provides excellent hang time and placement. Former decathlete always in top physical condition.

Holder for FGs and PATs. Signed with Steelers as unrestricted free agent March 29, 1995 after punting 13 seasons for Indianapolis Colts. Stark is NFL's 5th leading career punter with 985-43, 162-43.8, behind only Sammy Baugh (45-1), Tommy Davis (44-7), Yale Lary (44-3) and Bob Scarpito (43-8).

Also ranks 5th all-time with 985 career punts. 3 career NFL punting titles (1983, 1985, 1986) are one behind Baugh and Jerrel Wilson for most in NFL history. Stark has punted in 195 of 197 outings and has surpassed 40.0+ average in 153 of these games (78.5%). Has exceeded 45.0+ average 84 times (43.1%) and 50.0+ average 19 times (9.7%). Ended Colts career with 7 of top 10 seasonal averages in Colts' history. 197 career games ranked 2nd-most in Colts history. 13 seasons tied 2nd-most in team history.

1994: Ranked 6th in AFC, 11th in NFL with 73 punts for 42.4 average. Ranked 13th in AFC, 25th in NFL with 34.1 net average. Had season-best average of 51.3 yards on 4 punts at Miami (11/6). Made 5 punts for 48.8 average, 1 TB at Tampa Bay (9/11). Hit 7 for 323 yards, 46.1 average vs. Cleveland (9/25) for top punt and yardage game. Had season-long 60-yard punt at Jets (10/9), at Cincinnati (11/20) and vs. Miami (12/18). Top net average total (42.0) vs. Houston (9/4).

1993: Ranked 6th in AFC punting, tied 10th in NFL with 83 punts and 43.3 average. Tied 5th in AFC punting, tied 14th in NFL with 35.9 net average. Had 2 games with 50+ average. 51.5-yard average on 4 punts at Denver (10/3) and 51.3 average on 3 punts vs. Dallas (10/10). Had top net average (45.0) at Denver (10/3). Season-long punt of 65 yards at Washington (11/7).

1992: Earned 4th Pro Bowl nomination with 83 punts and 44.8 average to rank 3rd in NFL and 2nd in AFC. Ranked 2nd in NFL with 39.3 net average. Had four 50.0+ average games. Held +15 inside 20:TB ratio (22/7), 8th best in NFL. 22 inside 20 tied 5th in NFL. Earned all-NFL by Sporting News, College & Pro Football Newsweekly, Newspaper Enterprise Association and Football Digest.

1991: Ranked 6th in AFC, tied 11th in NFL with 42.6 average on 82 punts. Punt total ranked 1st in AFC, 5th in NFL. 10 punts at New England (12/8) tied career high. Earned Football News' Golden Toe Award with 7 punts for 45.1 average and three inside 20 vs. Chicago (11/17).

1990: Punted 71 times for a 43.4 average to rank 2nd in AFC, 3rd in NFL and earned 3rd Pro Bowl berth. 37.4 net average ranked 2nd in AFC, tied 3rd in NFL. Had career-best 24 kicks inside 20 and +21 inside 20:TB ratio, 1st in NFL. Was 9-41.0 (career-best 5 inside 20) at New England (11/11). Named NFL Alumni Kicker of the Year.

1989: Ranked 5th in NFL with 79 punts for 42.9 average. Had 10 TBs and 14 punts inside 20. Best game average of 49.7 on 4 punts at N.Y. Jets (10/1).

1988: Finished 4th in NFL with 64 punts for 43.5 average. Had 8 TBs and 15 punts inside 20. Two punts for 59.5 vs. Miami (9/25) for top game. Tied career-high with 10 punts at New England (10/2). Earned Pro Football Weekly Golden Toe Award vs. Chicago (9/11) with 5-50.0.

1987: Entered season as NFL's all-time career average leader (45.16).

Missed Games 3-5 . . . Had career-low 61-40-0, with 7 TBs and 12 punts inside 20 . . . **1986:** Earned 2nd-straight Pro Bowl assignment and 3rd punting title with 76-45-2 . . . Had 5 TBs and 23 kicks inside 20 . . . Season average was 5th-highest in club history . . . Earned NFL Alumni Association Kicker of the Year . . . **1985:** Led NFL and earned Pro Bowl honors and set club record with 45.9 average on 78 punts . . . Had six 60+ punts . . . All-NFL by AP, NEA and PFWA . . . **1984:** Set club record with 4,383 yards, 98 punts and 44.7 average . . . 98 punts tied 1st in NFL . . . Had career-long 72 yarder at Miami (9/23) . . . **1983:** Led NFL with 91 punts for 45.3 average . . . Had 68-yarder at Denver (12/11) . . . Average was seasonal-best and 2nd-best in club history . . . Named all-Pro by AP, Football Digest and Pro Bowl alternate . . . **1982:** Had 46 punts for 44.4 average to rank 2nd in NFL and earn all-Rookie honors from PFW and Football Digest

COLLEGE: Four-year letterman . . . Was consensus 1st-team All-America during final 2 seasons . . . Average school-record 46.0 yards as senior . . . Was 244-42.6 average for career . . . Became only punter ever honored as UPI's Southeast Defensive Player of the Week with 7-48.1 average vs. Pittsburgh in 1980 . . . Was 6th in NCAA decathlon and was all-America track performer as senior . . . Was academic All-America in 1980 . . . Holds degree in finance

PERSONAL: Married (Ann) with son Taylor (8/10/84) and daughter Taryn (2/27/89) . . . The Starks live in Indianapolis . . . Attended Pine River High, in Pine River, Minnesota . . . Lettered in football, baseball, basketball and track . . . Has amateur pilot's license . . . Qualified for 1980 United States Olympic Trials as decathlete . . . Actively involved with Leukemia Society and Special Olympics . . . Is part owner of The Legends of Indiana golf course in Franklin, Indiana . . . Full name: Rohn Taylor Stark

STARK'S NFL RECORD

Regular Season

PUNTING	No.	Yds.	Avg.	Opp. Ret.	Ret.- Yds.	Net Avg.	TB	In 20	LG	BI
1982 Indianapolis AFC	46	2,044	44.4	26	226	34.3	12	8	60	0
1983 Indianapolis AFC	91	4,124	45.3#	55	642	36.3	9	20	68	0
1984 Indianapolis AFC	98	4,383	44.7	62	600	37.2	7	21	72	0
1985 Indianapolis AFC	78	3,584	45.9#	43	572	34.2	14	12	68	2
1986 Indianapolis AFC	76	3,432	45.2#	48	502	37.2	5	23	63	0
1987 Indianapolis AFC	61	2,440	40.0	33	353	30.9	7	12	63	2
1988 Indianapolis AFC	64	2,784	43.5	37	418	34.5	8	15	65	0
1989 Indianapolis AFC	79	3,392	42.9	51	558	32.9	10	14	64	1
1990 Indianapolis AFC	71	3,084	43.4	42	334	37.4	3	24	61	1
1991 Indianapolis AFC	82	3,492	42.6	47	516	34.8	6	14	65	0
1992 Indianapolis AFC	83	3,716	44.8	45	313	39.3	7	22	64	0
1993 Indianapolis AFC	83	3,595	43.3	41	352	35.9	13	18	65	0
1994 Indianapolis AFC	73	3,092	42.4	40	366	34.1	10	22	60	1

NFL Totals—13 years 985 43,162 43.8 570-5,752 38.0 111 225 72 7

STARK'S SINGLE GAME CAREER HIGHS

Most Punts—10 (4 times, last time at New England 10-2-88)

Most Punting Yardage—462 (9-11-83 vs. Denver)

Longest Punt—72 yards (9-23-84 at Miami)

#NFL Leader



JOEL STEED—NT

HEIGHT—6-2

WEIGHT—294

COLLEGE—Colorado

BIRTHDATE—February 17, 1969

BIRTHPLACE—Frankfurt, Germany

HOW ACQUIRED—Draft (3rd in 1992)

NFL EXPERIENCE—4th Year

GAMES PLAYED-STARTED—'92 (11-4), '93 (14-12), '94 (16-16)

CAREER TOTALS: 41-32

PRO: Steelers depend on Steed's 300-pound frame to clog middle of defense on run support and up-field explosion to disrupt passing game . . . Became full-time starter at nose tackle in 1993 . . . **1994:** Played and started every game for 1st time in career . . . Registered career-highs with 52 tackles, 2 sacks, and 2 forced fumbles . . . Had season-high 7 tackles vs. Dallas (9/4) . . . Led defensive attack at L.A. Raiders (11/27) tying season mark of 7 tackles, added 1 forced fumble . . . Had 2nd forced fumble vs. Cleveland (12/18) and 2nd sack vs. Miami (11/20) . . . Started both playoff games and made 5 tackles . . . **1993:** Made 12 starts including 11 at NT, 1 as DT in 4-3 . . . Finished with 41 tackles, 1.5 sacks, 1 forced and recovered fumble . . . Started 1st 3 games before getting 1/2 sack at Atlanta (9/27) despite not starting in dime defense . . . Got 1st full sack vs. New Orleans (10/17) . . . Missed 2

games with strained groin vs. Buffalo (11/15) and at Houston (11/28). Set up 4th-quarter TD vs. Houston (12/19) with forced fumble and made 2 tackles while starting at DT in dime. Made 5 tackles and recovered fumble vs. Cleveland (1/2). In playoffs at Kansas City (1/8) started and made 2 tackles. **1992:** As rookie made 4 starts at midseason for injured Williams beginning vs. Cincinnati (10/19). Made 3 solo tackles at Kansas City (10/25). Did not play in last 5 games. Was 67th player drafted overall, 13th among DL and 6th DT.

COLLEGE: Made 16.5 sacks in career as 3-year starter. As senior named 1st team All-America and 1st team All-Big Eight after making 66 tackles, 7 sacks despite missing spring drills and losing 30 pounds due to virus and then playing 8 games wearing cast for broken L wrist. Made 7.5 sacks and 64 tackles as junior to earn 1st team All-Big Eight honors. As sophomore had 48 tackles, 2 sacks. Graduated in 1992 with degree in sociology, and is close to 2nd degree in Black studies.

PERSONAL: Married (D'Angela) with daughter Traciee Eileen (3). Lives in Pittsburgh. Attended Hinkley High in Aurora, Colo., twice earning all-league honors. As senior was team's defensive MVP and 1st team all-state making 8 sacks. Also lettered in track and lacrosse. Is active in community with Race for the Cure, I Dream A World, Just Say No and United Way. Wife D'Angela received law degree from Duquesne University. Full name: Joel Edward Steed.

STEED'S NFL RECORD

TACKLES	Regular Season						
	Solo	Asst.	Total	Sp.T.	Sacks	FF	FR
1992 Pittsburgh AFC	6	2	8	0	0	0	0
1993 Pittsburgh AFC	25	16	41	0	1.5	1	1
1994 Pittsburgh AFC	40	12	52	0	2.0	2	0
NFL Totals—3 years	71	30	101	0	3.5	3	1
TACKLES	Post Season						
	Solo	Asst.	Total	Sp.T.	Sacks	FF	FR
1992 Pittsburgh AFC	0	0	0	0	0	0	0
1993 Pittsburgh AFC	1	1	2	0	0	0	0
1994 Pittsburgh AFC	4	1	5	0	0	0	0
NFL Totals—3 years	5	2	7	0	0	0	0



JUSTIN STRZELCZYK—OT

73

(Pronounced STREL-zik)

HEIGHT—6-6

WEIGHT—291

COLLEGE—Maine

BIRTHDATE—August 18, 1968

BIRTHPLACE—Seneca, New York

HOW ACQUIRED—Draft (11th in 1990)

NFL EXPERIENCE—6th Year

GAMES PLAYED—STARTED—'90 (16-0),

'91 (16-0), '92 (16-7), '93 (16-12),

'94 (16-5)

CAREER TOTALS: 80-24

PRO: Has spent most of career as understudy and has become a valuable component to offensive line's success. Hard work and dedication have paid off as Justin will enter 1995 preseason as starter for 1st time in career.

Has not missed game in 4-year career, playing 80 consecutive games to rank 5th on team among active Steelers. Began career as 11th-round draft choice with no previous experience on OL. Has game experience at both OT and G positions, making 3 starts at LT, 4 at RT and last 17 at RG.

1994: Started season in backup role. Named starter for Game 12 at L.A. Raiders (11/27) replacing Todd Kalis (fibula fracture) at RG. In 1st start, team rushed for 175 yards. Started final 5 games of season and both playoff contests.

1993: Played in all 16 games for 4th consecutive season. Started last 3 preseason games at LG for Duval Love before taking over at RG in 2nd quarter of opener vs. San Francisco (9/5) for injured

COLORADO CONNECTION

Former Colorado Buffaloes on the Steelers current roster:

C/G Ariel Solomon (tenth-round draft choice, 1991)

NT Joel Steed (third-round draft choice, 1992)

CB Deon Figures (first-round draft choice, 1993)

LB Chad Brown (second-round draft choice, 1993)

WR Charles Johnson (first-round draft choice, 1994)

QB Kordell Stewart (first-round draft choice, 1995)

Carlton Haselrig . . . The next week at Los Angeles Rams (9/12) made 1st of 10 straight starts at RG . . . Earned game ball along with rest of OL vs. San Diego (10/10) . . . At Houston (11/28) started at RG but also saw action at RT in 2nd quarter and LT in 4th . . . **1992:** Played in all 16 games with 3 starts at LT, 4 at RT . . . Played briefly at LT in opener at Houston (9/6) before seeing extensive action at both LT and RT the next week vs. New York Jets (9/13) following injuries to Tunch Ilkin and John Jackson . . . Made 1st NFL start and played entire game at RT the next 2 weeks for injured Ilkin at San Diego (9/20) and Green Bay (9/27) . . . Made 3 straight starts at LT, playing 1st and 3rd quarters vs. Cincinnati (10/19) and at Kansas City (10/25), but vs. Houston (11/1) moved to RT in 2nd quarter for injured Ilkin . . . Started at RT the following week at Buffalo (11/8) for injured Ilkin and again vs. Seattle (12/6) . . . **1991:** Played in all 16 games, primarily on special teams but also saw duty in short yardage offense . . . **1990:** Saw action in all 16 games, primarily on special teams . . . Was 293rd player drafted overall, 1 of just 5 11th-round draft choices who made an opening day roster.

COLLEGE: Named 1st team All-Yankee Conference as senior DT with 37 tackles, 3 sacks . . . Played DT last 2 seasons after arriving as DB and moving to TE . . . As junior made 7 sacks among 45 tackles . . . Had 16 receptions as sophomore TE . . . Majored in human development.

PERSONAL: Married (Keana) with new son Justin (1/21/95) . . . Lives in Pittsburgh . . . Enjoys riding his Harley Davidson motorcycle in free time . . . Named all-Western New York in football, all-Conference in basketball for West Seneca (N.Y.) High . . . Full name: Justin Conrad Strzelczyk.



YANCEY THIGPEN—WR

82

HEIGHT—6-1

WEIGHT—206

COLLEGE—Winston-Salem State

BIRTHDATE—August 15, 1969

BIRTHPLACE—Tarboro, North Carolina

HOW ACQUIRED—Veteran Free Agent (1992)

NFL EXPERIENCE—4th Year

GAMES PLAYED-STARTED—'91 (4-1), '92 (12-0), '93 (12-0), '94 (15-6)

CAREER TOTALS: 43-6

STEELERS TOTALS: 39-6

PRO: Young athlete contributed as situational player in 1st two seasons with Steelers . . . Emerged with 1st-career starting assignment in 1994 . . . Has 7 TDs in 46 career catches . . . Provided solid special teams play as returner and tackler . . . Joined team as free agent from San Diego Chargers in 1992 . . . Was originally a 4th-round draft choice of Chargers, playing in 4 games in 1991 . . . **1994:** Played 15 games and started 1st 6 games of career . . . Named starter for final 7 games of season . . . 1st start came vs. Buffalo (11/14)

Inactive vs. Miami (11/20) with sprained knee and ankle . . . Finished season 2nd among receivers with 36 catches for 546 yards, 4 TDs . . . Tied 5th on team with 8 special team stops and averaged 24.2 yards on 5 kick returns . . . Set career-mark with 95 yards on 3 receptions, 1 TD at Arizona (10/30), including career-long 60-yard TD grab . . . Led team with career-high 4 catches for 57 yards, with 27-yard TD catch at L.A. Raiders (11/27) . . . Matched reception total vs. Cleveland (12/18), with 4 grabs for 74 yards, including 40-yard TD . . . Had kick return vs. Dallas (9/4), at Arizona (10/30) . . . Had 2 returns, including season-long 31 yarder vs. Buffalo (11/14) . . . 3 of 4 TDs on season came after being named starter . . . Started both playoff games and made 1st postseason receptions of career . . . **1993:** Played in 12 games and made 9 receptions for 154 yards, a 17.1-yard average, with 3 TDs . . . Also had 6 tackles on special teams . . . Scored 1st NFL TD vs. Cincinnati (9/19) on 18-yard pass and won special teams game ball with 2 tackles . . . Scored TD the next week on 7-yard pass at Atlanta (9/27) . . . Received special teams game ball vs. San Diego (10/10) with 2 tackles . . . Scored 3rd TD on 39-yarder from Mike Tomczak at Denver (11/21), finishing with 2 catches for 57 yards

Suffered quadricep strain at Houston (11/28) and was inactive for next 4 weeks . . . Returned to make 2 catches for 39 yards vs. Cleveland (1/2) . . . Was inactive for playoffs at Kansas City (1/8) with strained hamstring . . . **1992:** Signed Oct. 5 to play in last 12 games, making 5 tackles on special teams, 1 reception . . . Got 1st NFL reception vs. Detroit (11/15) and set up TD drive with 29-yard KOR vs. Cleveland (12/27) . . . **1991:** As rookie spent 1st 3 weeks on Chargers' practice squad before being activated to play in game 4 . . . Returned to practice squad until last 3 games, playing in all 3 with start vs. Denver (12/22) . . . Was 90th player drafted overall.

COLLEGE: Completed career with 85 receptions for 1,818 yards, 21 TDs . . . Had 44 catches and 14 TDs as senior to earn 1st team all-conference honors . . . Majored in sports management.

PERSONAL: Single . . . Lives in Rocky Mountain, N.C. . . . Attended Southwest Edgecombe High in Pinetops, N.C., earning all-conference honors as WR . . . Also lettered in basketball and track . . . Has 5 brothers and sisters

Grew up as fan of Steelers and Lynn Swann Full name Yancey Dirk Thigpen

THIGPEN'S NFL RECORD

Regular Season					
RECEIVING	No.	Yds.	Avg.	LG	TD
1992 Pittsburgh AFC	1	2	2.0	2	0
1993 Pittsburgh AFC	9	154	17.1	39t	3
1994 Pittsburgh AFC	36	546	15.2	60t	4
NFL Totals—3 years	46	702	15.3	60t	7
KICKOFF RETURNS	No.	Yds.	Avg.	LG	TD
1992 Pittsburgh AFC	2	44	22.0	29	0
1993 Pittsburgh AFC	1	23	23.0	23	0
1994 Pittsburgh AFC	5	121	24.2	31	0
NFL Totals—3 years	8	188	23.5	31	0

Additional Statistics: 1 special teams tackle in 1991, 5 in 1992, 6 in 1993

Post Season						
RECEIVING	No.	Yds.	Avg.	LG	TD	
1992 Pittsburgh AFC	0	0	0.0	0	0	
1993 Pittsburgh AFC	0	0	0.0	0	0	
1994 Pittsburgh AFC	5	45	9.0	21	1	
NFL Totals—3 years	5	45	9.0	21	1	
KICKOFF RETURNS	No.	Yds.	Avg.	LG	TD	
1992 Pittsburgh AFC	1	14	14.0	14	0	
1993 Pittsburgh AFC	0	0	0.0	0	0	
PUNT RETURNS	No.	FC	Yds.	Avg.	LG	TD
1992 Pittsburgh AFC	0	1	0	0.0	0	0
1993 Pittsburgh AFC	0	0	0	0.0	0	0

THIGPEN'S SINGLE GAME CAREER HIGHS

Regular Season

Receptions—4 (11-27-94 at L.A. Raiders, 12-18-94 vs. Cleveland)

Yards Receiving—74 (12-18-94 vs. Cleveland)

Longest Reception—60t (10-30-94 at Arizona)

Kickoff Returns—2 (11-14-94 vs. Buffalo)

Yards Kickoff Returns—54 (11-14-94 vs. Buffalo)

Longest Kickoff Returns—31 (11-14-94 vs. Buffalo)

Post Season

Receptions—3 (1-15-95 vs. San Diego)

Yards Receiving—12 (1-15-95 vs. San Diego)

Longest Reception—9 (1-7-95 vs. Cleveland)



CRAIG THOMPSON—TE

48

HEIGHT—6-2

WEIGHT—250

COLLEGE—North Carolina A&T

BIRTHDATE—January 13, 1969

BIRTHPLACE—Hartsville, South Carolina

HOW ACQUIRED—Veteran Free Agent (1995)

NFL EXPERIENCE—3rd Year

GAMES PLAYED-STARTED—'92 (16-3); '93 (13-0)

CAREER TOTALS: 29-3

PRO: Strong, physical TE with solid blocking skills. Entered NFL as 5th-round draft selection by Cincinnati in 1992, where he played two seasons.

1994: Attended Bengals training camp. Released in camp and did not play during 1994 season. **1993:** Played 13 games and made 17 receptions. Scored TD in 21-17 victory over Atlanta (12/26). Score came on 3-yard pass from David Klingler. Had season-high 5 catches at Kansas City (10/10). Had 4 catches the next week against Cleveland (10/17).

1992: Played every game. Scored 1st NFL TD in 30-10 victory over Cleveland (11/1). Had career-long 32-yard catch at Chicago (11/8) and also scored on 1-yard Boomer Esiason pass to set up comeback from 28-14 deficit to 31-28 OT win. Had season-high 5 receptions against Pittsburgh (11/29).

COLLEGE: Had 80 receptions for 1,249 yards and caught 19 TD passes in 2 seasons at North Carolina A&T, earning all-Mid-Eastern Athletic Conference in 1990 and '91. 41 catches for 649 yards, 10 TDs as senior.

Led team with 39 receptions for 600 yards, 9 TDs as junior

PERSONAL: Single . Lives in Hartsville, S.C. . Attended Hartsville High School . Full name: Craig Antonio Thompson

THOMPSON'S NFL RECORD

RECEIVING	Regular Season				
	No.	Yds.	Avg.	LG	TD
1992 Cincinnati AFC	19	194	10.2	32	2
1993 Cincinnati AFC	17	87	5.1	10	1
NFL Totals—2 years	36	281	7.8	32	3



MIKE TOMCZAK—QB

18

HEIGHT—6-1

WEIGHT—202

COLLEGE—Ohio State

BIRTHDATE—October 23, 1962

BIRTHPLACE—Chicago, Illinois

HOW ACQUIRED—Unrestricted Free Agent from Cleveland (1993)

NFL EXPERIENCE—11th Year

GAMES PLAYED—STARTED—85 (6-0),

'86 (13-7), '87 (12-6), '88 (14-5), '89 (16-11),

'90 (16-2), '91 (12-7), '92 (12-8), '93 (7-1),

'94 (6-2)

CAREER TOTALS: 114-49

STEELERS TOTALS: 13-3

PRO: Veteran QB provided valuable NFL experience as backup to Neil O'Donnell . Has made 49 career starts posting 29-20 record in regular season, including 2 wins in 1994 . Came to Steelers as unrestricted free agent from Cleveland Browns on April 6, 1993 . Began NFL career as undrafted rookie with Chicago Bears in 1985 . Spent 1st 6 NFL seasons with Bears followed by 1 each with Green Bay Packers and Browns before joining Pittsburgh . In Chicago, started 31 of 77 games played, building 21-10 record as starter including 10-0 in 1st 10 starts . Started 7 games for Green Bay, 8 for Cleveland, and 3 for Pittsburgh . **1994:** Played 6 games and made 2 starts . Threw for 804 yards, completing 54 of 93 passes with 4 TDs and 0 interceptions . Had QB rating of 100.8 . Saw 1st action of season at Seattle (9/25), completing 3 of 3 passes for 39 yards . Made 1st start since the season-opener in 1993, and led team to 16-13 OT victory over Miami (11/20) . Threw for career-highs for yards (343), completions (26) and pass attempts (42) . His 26 completions tied 6th on Steelers' all-time list and his 343 yards ranked 8th all-time . Started following week at L.A. Raiders (11/27) . Completed 12 of 27 passes for 131 yards, 2 TDs . Played most of San Diego game (12/24) to close season completing 10 of 16 passes for 248 yards, 2 TDs, including 84-yard strike to Charles Johnson . Played final 6 minutes of Cleveland playoff game (1/7) . **1993:** Started 1st game as a Steeler on opening day vs. San Francisco (9/5) for Neil O'Donnell, completing 4 of 11 for 46 yards with 2 ints. in 1st half of action . Played in total of 7 games, finishing with 29 completions on 54 passes (53.7%) for 398 yards, 2 TDs, 5 ints. for 51.3 rating . Completed 3 of 4 for 66 yards, 1 TD vs. New Orleans (10/17) . At Denver (11/21) was 5 of 6 for 81 yards with TD . Completed 8 of 13 for 61 yards with 2 ints. at Houston (11/28) . Had season-highs with 9 completions on 20 attempts for 144 yards, 1 int. vs. Houston (12/19) . **1992:** Made 8 starts for Browns (4-4) and had AFC-best 8.02 yards per pass attempt with career-high 80.1 passer rating . Started games 4-11 for injured Bernie Kosar . First win as a Brown came in 2nd start, a 17-14 victory vs. Steelers at Cleveland (10/11) with 10 of 17 passes for 171 yards and 47-yard TD . Threw for 2 TDs in win at Houston (11/8) . Had career-high 322 yards completing 18 of 32 vs. San Diego (11/15) . In season finale played 2nd half vs. Steelers (12/27), completing 8 of 15 for 141 yards, 1 TD, 2 ints. . **1991:** Made 5 starts (2-3) for Packers, finishing as team leader with 128 completions on 238 passes for 1,490 yards, 11 TDs, 9 ints. . In 1st start as Packer threw for 317 yards and 2 TDs vs. Buffalo (11/10) while completing 23 of 38 . Was 20 of 40 including 75-yarder vs. Minnesota (11/17) . Had career-best 48-yard run to set up TD vs. Indianapolis (11/24) and tossed 3 TD passes vs. Atlanta (12/1) . **1990:** Started last 2 games in regular season plus 2 in playoffs in last year with Bears . Led win vs. Tampa Bay (12/23) with 2 TDs passing, 1 rushing . In playoffs threw 1 TD pass each vs. New Orleans (1/6) and New York Giants (1/31) . **1989:** Made career-high 11 starts with 4-0 beginning, completing 156 of 306 for 2,058 yards with 16 TDs, 16 ints. . Had 1st 300-yard game and 2 TDs at Detroit (9/24), 3 TDs and 266 yards vs. Philadelphia (10/2) . Also threw 3 TD passes vs. Houston (10/15) including 79-yarder, and 3 in under 3 minutes in relief vs. Tampa Bay (11/19) . **1988:** Had 75.4 passer rating while making 5 starts . Started and won "Fog Bowl" playoff game vs. Philadelphia (12/31) with 64-yard TD pass . **1987:** Started 1st 4 games and 3 others for injured Jim McMahon . Completed 97 of 178 passes for 1,220 yards, 5 TDs, 10 ints.

... **1986:** Started 7 games with 7-0 mark ... Had career-best 85-yard completion to Emery Moorehead at Atlanta (11/16) ... **1985:** Made Bears roster as undrafted rookie ... Played in 6 games ... Saw 4th-quarter action in 46-10 Super Bowl XX win vs. New England (1/26).

COLLEGE: Completed career ranked 2nd in school history with 5,569 yards, completing 376 of 675 passes with 32 TDs ... A 3-year starter, led team to 9-3 record 3 times ... As senior was 145 of 244 for 1,952 yards and led team to Rose Bowl win after breaking leg previous spring ... Graduated with degree in communications.

PERSONAL: Single ... Lives in Pittsburgh ... Played QB, P and FS for Thornton Fractional North High in Calumet City, Ill. where he was coached by father, Ron ... Earned letters in football, basketball and track ... Serves on board of directors of Leukemia Society in Chicago, Blue Cross Kids Esteem Program in Pittsburgh and Catholic Charities ... Full name, Michael John Tomczak.

TOMCZAK'S NFL RECORD

Regular Season

PASSING	Att.	Comp.	Yds.	Pct.	LG	TD	Int.	Rtg.
1985 Chicago NFC	6	2	33	33.3	24	0	0	52.8
1986 Chicago NFC	151	74	1105	49.0	85	2	10	50.2
1987 Chicago NFC	178	97	1220	54.5	56	5	10	62.0
1988 Chicago NFC	170	86	1310	50.6	76	7	6	75.4
1989 Chicago NFC	306*	156*	2058*	51.0	79	16*	16	68.2
1990 Chicago NFC	104	39	521	37.5	48	3	5	43.8
1991 Green Bay NFC	238*	128*	1490*	53.8	75	11*	9	72.6
1992 Cleveland AFC	211	120	1693	56.9	52	7	7	80.1
1993 Pittsburgh AFC	54	29	398	53.7	39	2	5	51.3
1994 Pittsburgh AFC	93	54	804	58.1	84	4	0	100.8
NFL Totals—10 years	1,511	785	10,632	52.0	84	57	68	68.7

QB Sacks: '85—0-0; '86—4-30; '87—8-31; '88—5-47; '89—6-58; '90—11-70; '91—13-105; '92—12-85; '93—7-43; '94—4-33

Career Totals: 70-502

RUSHING	Att.	Yds.	Avg.	LG	TD	Record as Starter	
1985 Chicago NFC	2	3	1.5	3	0	1985 (0)	0-0
1986 Chicago NFC	23	117	5.1	16	3	1986 (7)	7-0
1987 Chicago NFC	18	54	3.0	10	1	1987 (6)	4-2
1988 Chicago NFC	13	40	3.1	17	1	1988 (5)	4-1
1989 Chicago NFC	24	71	3.0	18	1	1989 (11)	5-6
1990 Chicago NFC	12	41	3.4	14	2	1990 (2)	1-1
1991 Green Bay NFC	17	93	5.5	48	1	1991 (7)	2-5
1992 Cleveland AFC	24	39	1.6	16	0	1992 (8)	4-4
1993 Pittsburgh AFC	5	-4	-0.8	2	0	1993 (1)	0-1
1994 Pittsburgh AFC	4	22	5.5	13	0	1994 (2)	2-0
NFL Totals—10 years	142	476	3.4	48	9	Totals	29-20

Additional Statistics: 1 reception for 5 yards in 1990

Post Season

PASSING	Att.	Comp.	Yds.	Pct.	LG	TD	Int.	Rtg.
1985 Chicago NFC	0	0	0	0.0	0	0	0	—
1986 Chicago NFC	0	0	0	0.0	0	0	0	—
1987 Chicago NFC	0	0	0	0.0	0	0	0	—
1988 Chicago NFC	32	16	227	50.0	64	1	3	44.5
1990 Chicago NFC	61	29	371	47.5	38	1	2	58.8
1993 Pittsburgh AFC	0	0	0	0.0	0	0	0	—
1994 Pittsburgh AFC	0	0	0	0.0	0	0	0	—
NFL Totals—10 years	93	45	598	48.4	64	2	5	54.1

QB Sacks: '85—0-0; '86—0-0; '87—0-0; '88—0-0; '90—2-12; '93—0-0; '94—0-0

Career Totals: 2-12

RUSHING	Att.	Yds.	Avg.	LG	TD	Record as Starter	
1985 Chicago NFC	0	0	0.0	0	0	1985 (0)	0-0
1986 Chicago NFC	0	0	0.0	0	0	1986 (0)	0-0
1987 Chicago NFC	0	0	0.0	0	0	1987 (0)	0-0
1988 Chicago NFC	1	0	0.0	0	0	1988 (1)	1-0
1990 Chicago NFC	2	8	4.0	10	0	1990 (2)	1-1
1993 Pittsburgh AFC	0	0	0.0	0	0	1993 (0)	0-0
1994 Pittsburgh AFC	3	2	0.7	6	0	1994 (0)	0-0
NFL Totals—10 years	6	10	1.7	10	0	Totals	1-1

TOMCZAK'S SINGLE GAME CAREER HIGHS

Regular Season

Pass Attempts—42 (11-20-94 vs. Miami)

Completions—26 (11-20-94 vs. Miami)

Yards Passing—343 (11-20-94 vs. Miami)

Completion Percentage—69.2% (18/26, 11-6-88 vs. Tampa Bay)

Longest Completion—85 (11-16-86 to Emery Moorehead vs. Atlanta)

TD Passes—3 (4 times, last time 12-1-91 vs. Atlanta)
Interceptions—4 (12-14-87 vs. San Francisco, 10-15-89 vs. Houston)
Times Sacked—3 (12-20-87 vs. Seattle, 9-5-93 vs. San Francisco)
Rushing Attempts—6 (11-16-86 vs. Atlanta)
Yards Rushing—48 (11-24-91 vs. Indianapolis)
Longest Run—48 (11-24-91 vs. Indianapolis)
TDs Rushing—1 (9 times, last time 11-24-91 vs. Indianapolis)

Post Season

Pass Attempts—36 (1-13-91 vs. New York Giants)
Completions—17 (1-13-91 vs. New York Giants)
Yards Passing—205 (1-13-91 vs. New York Giants)
Completion Percentage—50.0% (10/20 12-31-88 vs. Philadelphia)
TD Passes—1 (12-31-88 vs. Philadelphia, 1-13-91 vs. N.Y. Giants)
Interceptions—3 (12-31-88 vs. Philadelphia)
Rushing Attempts—2 (1-6-91 vs. New Orleans)
Yards Rushing—8 (1-6-91 vs. New Orleans)

*Team leader



ED TONER—FB

44

HEIGHT—6-0

WEIGHT—245

COLLEGE—Boston College

BIRTHDATE—March 22, 1968

BIRTHPLACE—Lynn, Massachusetts

HOW ACQUIRED—Unrestricted Free Agent from Indianapolis (1995)

NFL EXPERIENCE—4th Year

GAMES PLAYED-STARTED—'92 (8-0); '93 (16-1); '94 (9-0)

CAREER TOTALS: 33-1

PRO: Seasoned run blocker and special teams player ... Joined team as unrestricted free agent April 7, 1995 after two seasons with Indianapolis ... Originally signed by Colts as free agent on May 6, 1991 ... Placed on reserve/did not report list on July 16, 1991 ... Re-joined Colts as free agent on February 12, 1992 ... Waived by Colts on September 1, 1992 and signed to practice squad September 2, 1992 ... Signed to Colts active roster on September 11, 1992 ... Waived by Colts on October 10, 1992 ... Assigned to practice squad on October 14, 1992 before signed to active roster on November 11, 1992 ... **1994:** Played 9 games ... Finished with 5 special teams tackles ... Had 11-yard rush in 4th-quarter vs. Houston (9/4) ... No carries in Game 2-6 ... Had 1 solo tackle on special teams at Buffalo (10/16) ... Recovered fumbled kickoff in 4th quarter which led to FG and 27-10 lead ... Solo special teams tackle vs. Washington (10/23) ... Suffered sprained knee in 1st quarter vs. N.Y. Jets and did not return ... Inactive Games 10-16 ... **1993:** Played every game with 1 start ... Lined up mostly on special teams and as blocker ... 1 rush for 0 yards vs. Cleveland (9/26) and 1 carry for 6 yards at Buffalo (11/21) ... Made 1st career start at New England (12/26) and had 1 catch for 5 yards ... **1992:** Saw action in 8 games ... played vs. Houston (9/13), Tampa Bay 10/4, vs. New England (11/15) and final 5 games ... No rushing attempts or receptions ... Had 5 special teams tackles ... Solo stops vs. New England (12/6) and N.Y. Jets (12/13) ...

COLLEGE: 4-year letterman and 2-year starter who was used as lead blocker ... Finished career with 202 carries for 754 yards, 18 TDs rushing and 41 catches for 293 yards, 4 TDs receiving ... Had 36 receptions for 263 yards as senior, including single-game school mark for RBs with 11 receptions ... Added 83 rushes for 273 yards, 3 TDs ... Had best outing at West Virginia with 6-72 rushing, including career-long 63t ... Major in communications.

PERSONAL: Single ... Lives in Swampscott, Massachusetts ... Earned all-conference, all-area and all-state honor in football for Swampscott High ... Captained football and baseball teams and lettered in hockey ... uncle, Tom, played LB for Green Bay Packers 1973, and 75-77) and father, Edward, Sr., played DT with Boston Patriots (1967-69) ... Full name: Edward William Toner.

ED TONER'S NFL RECORD

Regular Season					
RUSHING	No.	Yds.	Avg.	LG	TD
1992 Indianapolis AFC	0	0	0.0	0	0
1993 Indianapolis AFC	2	6	3.0	6	0
1994 Indianapolis AFC	1	11	11.0	11	0
NFL Totals—3 years	3	17	5.7	11	0
RECEIVING	No.	Yds.	Avg.	LG	TD
1992 Indianapolis AFC	0	0	0.0	0	0
1993 Indianapolis AFC	1	5	5.0	5	0
1994 Indianapolis AFC	0	0	0.0	0	0
NFL Totals—3 years	1	5	5.0	5	0



JOHN L. WILLIAMS—FB

22

HEIGHT—5-11

WEIGHT—231

COLLEGE—Florida

BIRTHDATE—November 23, 1964

BIRTHPLACE—Palaika, Florida

HOW ACQUIRED—Unrestricted Free Agent from Seattle (1994)

NFL EXP.—10th Year

GAMES PLAYED—STARTED—'86 (16-16),

'87 (12-10), '88 (16-16), '89 (15-15), '90 (16-16), '91 (16-16), '92 (16-16), '93 (16-9), '94 (15-12)

CAREER TOTALS: 138-126

STEELER TOTALS: 15-12

PRO: Veteran all-purpose back with outstanding pass catching and blocking skills. 2-time Pro Bowler didn't miss step after signing as unrestricted free agent April 23, 1994. Has only missed 6 games in 9 NFL seasons, and has played 138 career games to rank 4th among active Steelers. Tied 2nd in NFL history with Kansas City's Marcus Allen for receptions by RB with 522, 44 catches behind Roger Craig's 566. Made more than 50 receptions each of last 7 seasons. Has 9,425 combined yards from scrimmage with 4,896 rushing, 4,529 receiving. Total of 36 TDs scored with 18 rushing, 18 receiving. Has had 6, 100-yard rushing games and 4, 100-yard receiving games. Began career as Seahawks' 1st-round draft choice in 1986. Was starter beginning with 1st game of rookie season. Was Seahawks' leading receiver 3 times, leading rusher once, team MVP twice and offensive captain in final 2 seasons. **1994:** Led his team in receiving for 4th time in 9 seasons, while playing 15 games and starting 12. Missed final regular-season game at San Diego (12/24). Led team with 51 catches for 378 yards, 2 TDs. Finished 3rd in rushing with 317 yards on 68 carries, 1 TD. Led Steelers with 6 receptions for 45 yards, 1 TD vs. Indianapolis (9/18). Added 6 more grabs the following week for season-high 71 yards at former team Seattle (9/25). Leading receiver with 6 catches for 50 yards at Arizona (10/30). Had season-high 7 receptions for 62 yards vs. Miami (11/20). Replaced injured Bam Morris at RB during Philadelphia (12/11) and rushed for 94 yards and tied a career-mark with 20 carries. Scored postseason rushing TD vs. Cleveland (1/7/95) and receiving TD vs. San Diego, both postseason career firsts. **1993:** Started 9 of 16 games played and finished as Seahawks' 2nd-leading rusher and 2nd-leading receiver. Had 82 carries for 371 yards, 3 TDs, 58 receptions for 450 yards, 1 TD. Had 50+ receptions for 6th consecutive season. Made 9 receptions for 48 yards at Detroit (10/17). Scored 2 rushing TDs at Denver (10/31) with 43 yards on 9 carries. Had TD catch with 6 receptions for 60 yards at Cleveland (11/14). Ran 14 times for 86 yards vs. Steelers (12/26) and got 6th career 100-yard rushing game at Kansas City (1/2), gaining 102 yards and 1 TD on 16 carries, for career-best 188 rushing yards in consecutive games. **1992:** Elected offensive team captain for 1st time. Led team in receiving for 3rd time with 74 catches for 556 yards, 2 TDs. Starting all 16 games, also rushed for 339 yards and 1 TD on 114 carries. Ranked 2nd in receptions among NFL RBs, and had AFC-high 11 at New York Giants (10/25). Played in 100th career game vs. Washington (11/8), made 100th career start vs. Kansas City (11/22). **1991:** Earned 2nd consecutive Pro Bowl trip after starting all 16 games and leading team with 741 rushing yards on 188 carries with 4 TDs. Added 61 catches for 499 yards, 1 TD. Ranked 3rd in AFC with 1,240 total yards from scrimmage and 3rd among NFL RBs in receptions. Had 109 yards on 17 carries vs. Denver (11/24). **1990:** Named to Pro Bowl for 1st time as well as MVP for 2nd time. Led team with 73 receptions for 699 yards and rushed for 714 yards and 3 TDs on 187 carries. Ranked 2nd among NFL RBs in catches and yards, 3rd among all AFC players in receptions, 2nd in AFC and 6th in NFL in total yards from scrimmage with 1,413. **1989:** Made 15 starts, missing 1 with ankle injury, and set single season records for RBs with 76 catches for 657 yards, 6 TDs. Led all NFL RBs in receptions and ranked 2nd in receiving yards. Made 12 catches vs. Los Angeles Raiders (12/17). Named AFC offensive player of month for December after catching 30 passes for 320 yards in 4 games. **1988:** Named team MVP for 1st time and Seattle P-I sports star of year. Finished 2nd in AFC in total yards from scrimmage with 1,528 yards. Had career-best 877 rushing yards and caught 58 passes for 651 yards. Became 1st Seahawk other than Steve Largent to lead team in receptions. Accounted for 31.56% of team offense including 3 100-yard rushing games, 1 100-yard receiving game. Ran for more than 100 yards vs. Raiders (11/28) and Denver (12/11). Scored 3 rushing TDs at Atlanta (10/2). Had 180 receiving yards, including 75-yarder, and 239 combined yards vs. Raiders (11/28). Handled ball 247 times without fumbling. Made 11 receptions for 137 yards in playoffs at Cincinnati (12/31) for 3rd-best postseason reception figure in NFL history. **1987:** Started 10 of 12 games played, finishing with 500 rushing yards, 38 receptions for 420 yards, 4 total TDs. Got 1st 100-yard rushing game vs. Kansas City (9/20) with 112 yards including career-best 48-yard run and 1st NFL TD. Ranked 2nd on team in rushing and receiving. Had

11.1-yard average per catch to lead all NFL RBs . . . Scored on 75-yard screen pass and finished with 117 receiving yards at Chicago (12/20) . . . **1986:** Started all 16 games as rookie as AFC's youngest starter at age 22 . . . Was also only rookie RB to start 16 games . . . Led AFC rookie RBs and ranked 3rd in NFL with 538 yards on 129 carries, also ranking 2nd among rookie RBs with 33 receptions . . . Was 15th player drafted overall, 3rd RB behind Bo Jackson and Keith Byars

COLLEGE: Completed career as 3rd-leading rusher in school history with 2,409 yards, also ranking 3rd in all-purpose yards with 3,444 and rushing attempts with 468 . . . First player in school history to rush for more than 2,000 yards and also gain more than 800 yards receiving . . . Posted 7 100-yard rushing games . . . Total of 92 receptions set school record for RBs, covering 863 yards with 7 TDs . . . As senior rushed for 659 yards and caught 44 passes . . . Had career-best 793 rushing yards as junior . . . Majored in management.

PERSONAL: Married (Sharon) on June 25, 1994 . . . Lives in Palatka, Fla., and attended Palatka High . . . Named All-America by Parade, Scholastic Coach and Carnation . . . Lettered in football, basketball and track . . . Full name: John L. Williams.

J.L. WILLIAMS' NFL RECORD

Regular Season

RUSHING	Att.	Yds.	Avg.	LG	TD
1986 Seattle AFC	129	538	4.2	36	0
1987 Seattle AFC	113	500	4.4	48	1
1988 Seattle AFC	189	877	4.6	44	4
1989 Seattle AFC	146	499	3.4	21	1
1990 Seattle AFC	187	714	3.8	25	3
1991 Seattle AFC	188	741*	3.9	42	4
1992 Seattle AFC	114	339	3.0	14	1
1993 Seattle AFC	82	371	4.5	38	3
1994 Pittsburgh AFC	68	317	4.7	23	1
NFL Totals—9 years	1,216	4,896	4.0	48	18

RECEIVING	No.	Yds.	Avg.	LG	TD
1986 Seattle AFC	33	219	6.6	23	0
1987 Seattle AFC	38	420	11.1	75	3
1988 Seattle AFC	58	651	11.2	75	3
1989 Seattle AFC	76*	657	8.6	51	6
1990 Seattle AFC	73*	699	9.6	60	0
1991 Seattle AFC	61	499	8.2	35	1
1992 Seattle AFC	74*	556	7.5	27	2
1993 Seattle AFC	58	450	7.8	25	1
1994 Pittsburgh AFC	51*	378	7.4	23	2
NFL Totals—9 years	522	4,529	8.7	75	18

Post Season

RUSHING	Att.	Yds.	Avg.	LG	TD
1987 Seattle AFC	7	27	3.9	10	0
1988 Seattle AFC	7	10	0.7	3	0
1994 Pittsburgh AFC	5	59	11.8	26t	1
NFL Totals—9 years	19	96	5.1	26t	1

RECEIVING	No.	Yds.	Avg.	LG	TD
1987 Seattle AFC	2	5	2.5	3	0
1988 Seattle AFC	11	137	12.5	37	0
1994 Pittsburgh AFC	11	65	5.9	16t	1
NFL Totals—9 years	24	207	8.6	37	1

J.L. WILLIAMS' SINGLE GAME CAREER HIGHS

Regular Season

Yards Rushing—112 (9-20-87 vs. Kansas City)
Rushing Attempts—20 (12-11-95 vs. Philadelphia, 12-11-88 vs. Denver)
Longest Run—48 (9-20-87 vs. Kansas City)
TDs Rushing—3 (10-2-88 vs. Atlanta)
Longest TD Run—44 (11-13-88 vs. Houston)
Receptions—12 (12-17-89 vs. Los Angeles Raiders)
Yards Receiving—180 (12-18-88 vs. Los Angeles Raiders)
Longest Reception—75t (12-13-87 vs. Chi., 12-18-88 vs. L.A. Raiders)
TDs Receiving—1 (17 times, last time 10-16-94 vs. Cincinnati)

Post Season

Yards Rushing—43 (1-7-95 vs. Cleveland)
Rushing Attempts—7 (1-3-88 vs. Houston, 12-31-88 vs. Cincinnati)
Longest Run—26t (1-7-95 vs. Cleveland)
TDs Rushing—1 (1-7-95 vs. Cleveland)
Receptions—11 (12-31-88 vs. Cincinnati)
Yards Receiving—137 (12-31-88 vs. Cincinnati)
Longest Reception—37 (12-31-88 vs. Cincinnati)
TDs Receiving—1 (1-15-95 vs. San Diego)

J.L. WILLIAMS' 100-YARD GAMES RUSHING

		Att.	Yds.	Avg.	TD
9-20-87	vs. Kansas City	15	112	7.5	1
11-13-88	vs. Houston	13	102	7.9	1
11-28-88	vs. Los Angeles Raiders	17	105	6.2	0
12-11-88	vs. Denver	20	109	5.5	0
11-24-91	vs. Denver	17	109	6.4	0
1-2-94	at Kansas City	16	102	6.4	1

J.L. WILLIAMS' 100-YARD GAMES RECEIVING

		No.	Yds.	Avg.	TD
12-20-87	at Chicago	8	117	14.6	1
12-18-88	at Los Angeles Raiders	7	180	25.7	1
12-31-88#	at Cincinnati	11	137	12.5	0
12-17-89	vs. Los Angeles Raiders	12	129	10.8	1
11-25-90	at San Diego	9	110	12.2	0

*Team leader #Postseason



WILLIE WILLIAMS—CB

27

HEIGHT—5-9

WEIGHT—188

COLLEGE—Western Carolina

BIRTHDATE—December 26, 1970

BIRTHPLACE—Columbia, South Carolina

HOW ACQUIRED—Draft (6th in 1993)

NFL EXPERIENCE—3rd Year

GAMES PLAYED—STARTED—'93 (16-0), '94 (16-1)

CAREER TOTALS: 32-1

PRO: Fast, hard-hitting special teams standout who plays in "dime" package. Leads all Steelers with 25 special teams tackles over past 2 seasons.

Off-season departures will mean increased opportunity for 3rd-year DB. Has played every game since joining team as 6th-round draft selection in 1993. Was one of 3 rookies to play every game in 1993. **1994:** Played every game, including both playoff games. Led team with 19 special teams stops (12 solo). Made 1st start of career vs. Houston (10/3) as 5th DB.

Had defensive tackles vs. Dallas (9/4) and at L.A. Raiders (11/27). Recorded 3 special teams tackles vs. Houston (10/3) and vs. Buffalo (11/14). Had best outing in regular-season finale at San Diego (12/24). Played more than 2 quarters and made 2 defensive stops and career-high 5 special teams tackles. **1993:** Played in every game despite suffering fractured wrist week 4. Finished with 9 tackles on defense, 6 tackles and 1 forced fumble on special teams. Began season with 2 special teams tackles in opener vs. San Francisco (9/5). Made special teams tackle and forced fumble on punt vs. Cincinnati (9/19). Broke wrist on 1st quarter kickoff at Atlanta (9/27) and did not return. Made 2 defensive tackles vs. New England (12/5) replacing injured D.J. Johnson. Played extensively in dime defense for injured Deon Figures vs. Houston (12/19), making 3 tackles, followed by 3 tackles the next week at Seattle (12/26). In playoffs at Kansas City (1/8) made 2 tackles on defense, 1 pass defended. Was 162nd player drafted overall.

COLLEGE: A 3-year starter, made 217 tackles to rank 2nd in school history for DBs, adding school record with 41 pass deflections. Named 1st team All-Southern Conference as senior with 62 tackles, 2 interceptions, 3 fumble recoveries, 2 blocked kicks. Had 87 tackles as junior along with 1 interception to earn 2nd-team All-SC honors. As sophomore made 68 tackles, 1 sack, 3 interceptions. Majored in sports management.

PERSONAL: Married (Melissa). Lives in Pittsburgh. Attended Spring Valley High in native Columbia, S.C. Named all-state, all-region and all-area after leading state champion team with 8 interceptions, 30 0-yard KOR avg. Also played some WR and ran track. Has real estate company called The Canaan Group Inc. in Columbia, South Carolina. Wife Melissa has degree in office administration from South Carolina and is expected to graduate in spring of 1996 with master's in human resources management. Full name: Willie James Williams, Jr.

W. WILLIAMS' NFL RECORD

TACKLES	Regular Season				Sacks	FF	FR
	Solo	Asst.	Total	Sp.T.			
1993 Pittsburgh AFC	7	2	9	6	0.0	0	0
1994 Pittsburgh AFC	5	0	5	19*	0.0	0	0
NFL Totals—2 years	12	2	14	25	0.0	0	0

Additional Statistics: 1 forced fumble on special teams in 1993.

TACKLES	Post Season				Sp.T.	Sacks	FF	FR
	Solo	Asst.	Total					
1993 Pittsburgh AFC	2	0	2	0	0	0	0	0
1994 Pittsburgh AFC	0	0	0	1	0	0	0	0
NFL Totals—2 years	2	0	2	1	0	0	0	0

*Team leader



ROD WOODSON—CB/KR

26

HEIGHT—6-0

WEIGHT—200

COLLEGE—Purdue

BIRTHDATE—March 10, 1965

BIRTHPLACE—Fort Wayne, Indiana

HOW ACQUIRED—Draft (1st in 1987)

NFL EXPERIENCE—9th Year

GAMES PLAYED-STARTED—87 (8-0),

'88 (16-16), '89 (15-14), '90 (16-16),

'91 (15-15), '92 (16-16), '93 (16-16),

'94 (15-15)

CAREER TOTALS: 117-108

PRO: Superlatives abound when speaking of one of NFL's elite cornerbacks

One of only 5 active players to be named to the NFL's 75th Anniversary team. NFL's 1993 defensive player of the year. Voted to 6th-consecutive Pro Bowl following 1994 season. Only 7 Steelers have made more Pro Bowl appearances. 3-time team MVP and defensive captain. Has played

in 117 games to rank 6th among active Steelers. Leads active Steelers with 32 career interceptions and ties Jack Ham for 6th in team history. Owns Steelers' career records for PRs (256), PR yards (2,362), KORs (220) and KOR yards (4,894) as well as single season records for KORs (44) and KOR yards (982). Tied with Jack Butler for most TDs on interception returns (4). Won NFL KOR title in 1989 with 27.3-yard average to become 1st Steeler since Lynn Chandnois (1951-52) to win NFL KOR title. Led AFC in PRs in 1992. Has led team in interceptions twice, was leader in solo tackles in 1993 and 1994. Has scored 8 TDs in career with 4 on interceptions, 2 on PRs, 2 on KORs. One of NFL's fastest players, finished 2nd to Darrell Green in 1988 NFL Fastest Man Competition, after defeating Ricky Nattiel and Willie Gault in semis, adding 3rd-place finish in 1990. **1994:** Voted starter in 6th consecutive Pro Bowl after season that yielded 83 tackles (67 solo), 3 sacks, 4 interceptions, 4 forced fumbles and 23 pass defenses.

Missed 1st game since 1991 when sat out season finale at San Diego (12/24). Chosen NFL Players Association AFC DB of the year, all-Pro by AP, C&PFN, Football Digest, PFW/PFWA, and Sporting News. Tied Jack Butler for most interceptions for TDs in season (2). Team earned 10 more points from Rod's other two interceptions. Led team with season-high 13 tackles vs. Cincinnati (10/16). Led team 2nd straight week with 11 tackles and added 1 forced fumble, 1 fumble recovery, 1 interception, 4-37 on PRs and 1-26 on KORs vs. N.Y. Giants (10/23). Earned AFC defensive player of week vs. Buffalo (11/14) with 9 tackles, 1 interception return for TD, and 1 sack/forced fumble for 2nd TD. Returned 2nd pick for TD at Cincinnati (12/4). Suffered left-knee sprain vs. Philadelphia (12/11). Recorded 6 tackles and 1 pick vs. San Diego in AFC Championship game (1/15). Solid special teams performer. Finished season with 15 KORs. Ran all but 1 of KORs in 1st 8 Games of season, before yielding to Charles Johnson.

Returned season-long 54 yarder to Brown's 45 yard line to set up Steelers' score at Cleveland (9/11). Had season-high 3 KORs vs. Dallas (9/4), vs. Indianapolis (9/18) and at Seattle (9/25). Had season-best 5 PRs vs. Indianapolis (9/18) and vs. Houston (10/3). Matched season-mark vs. Cincinnati (10/16), including season-long 42 yarder. **1993:** Became 4th Steeler, 5th DB in 21 years and 1st DB since 1984 to be named NFL defensive player of the year by A.P. Also chosen NFL defensive player of year by C&PFN, AFC defensive player of year by UPI, AFC DB of year by NFLPA, was 1 of 6 finalists for Miller Lite/NFL player of the year, named team MVP for 3rd time and was 1st team All-NFL by AP, PFW/PFWA, Sports Illustrated, The Sporting News, Football Digest, C&PFN and Beckett; 1st team All-AFC by UPI and Football News. In 1st-ever fan Pro Bowl voting was top choice among AFC defensive players and 1 of only 5 AFC players chosen as starter on fans, coaches and players ballots. NFL interception leader for most of season, finishing 3rd with career-high 8 which was 2nd-most in team history and best since Mel Blount's team-record 11 in 1975. Also led team with 79 solo tackles, had 95 total tackles, 2 sacks, team-high 28 passes defended, 2 forced fumbles, 1 blocked FGA. Added 8.2-yard PR average, 19.6-yards on KORs. Had 7 interceptions in 1st 6 games including 2 each vs. 49ers, Falcons and Saints. In opener vs. San Francisco (9/5) made 8 tackles and blocked 47-yard FG try in 4th quarter in addition to 2 thefts. Had interception, sack and forced fumble at Los Angeles Rams (9/12) before setting up TD with 39-yard PR vs. Cincinnati (9/19). Earned special teams game ball and named AFC special teams player of week at Atlanta (9/27) with 2 PRs for 42 yards, 2 KORs for 62 yards, 2 interceptions

to take over NFL lead . . . Vs. Falcons also played 1 play on offense at WR for 1st time in career, gaining 0 yards on reverse, and was in for 1 play at WR for fake reverse the next week vs. San Diego (10/10) . . . Scored TD on 63-yard interception return on 1st pass vs. New Orleans (10/17), later adding 2nd interception to set up TD and earn defense game ball and AFC defensive player of week honors . . . Got sack among 8 tackles at Cleveland (10/24), had 36-yard KOR at Denver (11/21) . . . Made team-leading 14 tackles, forced fumble and 8th interception of season at Miami (12/13), followed by 12 tackles vs. Houston (12/19) . . . In playoffs at Kansas City (1/8) made 6 solo tackles, 1 pass defended, 3 PRs for 18 yards, 3 KORs for 66 yards . . . **1992:** Voted starter for 4th Pro Bowl after making 4 interceptions, team-leading 85 solo tackles and 100 total, career-best 6 sacks, 17 passes defended, 4 forced fumbles, 1 fumble recovered . . . Also led AFC with 11 4-yard PR average and ranked 8th in AFC on KORs with 18.8-yard average . . . Scored TD on 8-yard PR while handling every PR for team (32) . . . Moved from RCB to LCB in spring . . . Started in opener just 2 weeks after partially tearing calf muscle in preseason at Chicago (8/23) . . . In opener at Houston (9/6) had 2 interceptions including 57-yard return to set up game-winning TD, in addition to 9 tackles . . . The next week got sack, forced fumble, 6 tackles and blocked 37-yard FGA vs. New York Jets (9/13) to earn AFC defensive player of week honors . . . Set up FG with 46-yard PR to 16-yard line at San Diego (9/20) . . . Had worst game of NFL career at Green Bay (9/27), yielding 2 TD passes and muffing PR at 8-yard line . . . Got 2nd sack vs. Cincinnati (10/19) followed by 80-yard PR-TD at Kansas City (10/25) for 2nd career TD on PR, 5th TD overall, and tying 3rd-longest PR in team history and longest since 1978, also adding interception . . . Led team with 8 tackles, blocked pass and sack vs. Houston (11/1), knocking Warren Moon out of game with concussion in 3rd quarter . . . Got sack, fumble recovery and forced fumble which set up game-winning TD vs. Detroit (11/15) . . . Had first multiple sack game of career with 2 at Chicago (12/3) . . . Got 4th interception in finale vs. Cleveland (12/27) along with 9 tackles, 28-yard PR . . . In playoff game vs. Buffalo (1/9) made 1 tackle, 2 PRs before suffering concussion in 2nd quarter . . . **1991:** Selected for 3rd Pro Bowl after making 3 interceptions, 71 tackles, leading team with 16 passes defended, recovering 2 fumbles, forcing 1, and averaging 20.0 yards on KORs, 11.4 on PRs . . . Shared AFC lead and tied for 4th in NFL on PRs, 8th in AFC on KORs . . . Started all 15 games played, sitting out vs. Houston (11/24) with hamstring injury . . . Had interception, recovered fumble at Buffalo (9/8) . . . Got sack at Dallas (11/28) followed by interception with season-high 9 tackles at Houston (12/8) . . . Made interception vs. Cincinnati (12/15), recovered fumble in finale vs. Cleveland (12/22) . . . Had longest PR of 40 yards vs. New England (9/15) . . . **1990:** Named team MVP to become 5th Steeler and 2nd on defense to win award twice, joining Terry Bradshaw, Jack Lambert, Louis Lipps, John Stallworth . . . Led team with 5 interceptions and was voted starting CB for Pro Bowl . . . Also had 66 tackles, 16 passes defended, 1 forced fumble, and did not allow a TD pass until 16th game of season . . . Ranked 3rd in AFC, tied for 8th in NFL on KORs with 21.8-yard average, 2nd in AFC and 5th in NFL on PRs with 10.5 . . . Named AFC defensive player of week vs. Houston (9/16) after scoring game-winning TD on 52-yard PR . . . Had interceptions at Los Angeles Raiders (9/23) and San Francisco (10/14) followed by 49- and 45-yard KORs vs. Los Angeles Rams (10/29) . . . Added 39-yard PR with interception, 6 tackles vs. Atlanta (11/4) . . . **1989:** Won NFL KOR title with 27 3-yard average to earn 1st Pro Bowl trip as KR specialist . . . Started 14 of 15 games, missing 2 starts with back sprain and dislocated shoulder . . . Made 3 interceptions, 80 tackles, 3 fumble recoveries, team-leading 4 forced fumbles, 18 passes defended . . . Ranked 5th in AFC on PRs with 7 1-yard average . . . Got interceptions vs. Kansas City (10/29), at Denver (11/5), in finale at Tampa Bay (12/24) . . . Scored TD on 84-yard KOR vs. San Diego (11/19), adding 72-yard KOR at Tampa Bay . . . In playoffs at Houston (12/31) set up game winning FG in OT by forcing and recovering fumble after making 8 tackles . . . In first Pro Bowl made 3 KORs for 26.3-yard average and had 1 sack . . . **1988:** Named co-MVP with David Little after starting all 16 games — 3 at LCB, 13 at RCB — in 1st full NFL season . . . Finished with 4 interceptions to share team lead, ranked 3rd with 88 tackles, led team with 18 passes defended, forced 1 fumble . . . Also ranked 6th in NFL on KORs with 23.0-yard average, adding 8.5 on PRs . . . Made 20 tackles, 1 interception while starting 1st 3 games at LCB for injured Dwayne Woodruff . . . Moved to RCB week 4 to start remainder of season . . . Had 92-yard KOR for TD at Phoenix (10/9) for 1st KOR-TD by a Steeler since 1978 . . . **1987:** Signed Oct. 28 to end 94-day holdout . . . Played in last 8 games as nickel back and KR specialist . . . Averaged 22.3 yards on KORs, 8.4 on PRs . . . Scored TD on 1st NFL interception with 45-yard return at Cincinnati (11/22) . . . Finished with 20 tackles on defense . . . Drafted 10th overall and was 1st DB drafted.

COLLEGE: Consensus All-America, finished 2nd to Thomas Everett in Jim Thorpe Trophy balloting . . . As 4-year starter broke 13 school records including solo tackles (320), interceptions (11), TDs on interceptions (3), KORs (71), KOR yards (1,535) . . . Started 44 consecutive games, playing CB, S, RB, WR, PR, KOR . . . Led Big Ten DBs as senior with 108 tackles . . . Had 5 interceptions as junior . . . In final regular season game of senior year started at TB for 1st time and played 137 plays, finishing with 93 rushing yards, 3 receptions for 67 yards, 2 KORs for 46, 3 PRs for 30, 10 tackles, 1 forced

fumble Was 4-time Big Ten 55-meter hurdle champion, 2-time track All-America Graduated in 1988 with degree in criminal justice.

PERSONAL: Married (Nicki) with daughter Marikah (8/13/90) and son Demetrius (11/25/92) Lives in Wexford, Pa. Was Parade and Blue Chip All-America as CB and HB for Snyder High in Fort Wayne, Ind. Also named all-conference in basketball . . . Broke state low hurdle record in 1984 with 36.04 time, was 2-time state champion in low and high hurdles . . . Qualified for Olympic Trials in 100-meter hurdles in 1984 Is 1st Pittsburgh athlete to serve on board of directors from Leukemia Society Full name: Roderick Kevin Woodson.

WOODSON'S NFL RECORD

INTERCEPTIONS	Regular Season				
	No.	Yds.	Avg.	LG	TD
1987 Pittsburgh AFC	1	45	45.0	45t	1
1988 Pittsburgh AFC	4	98	24.5	29	0
1989 Pittsburgh AFC	3	39	13.0	39	0
1990 Pittsburgh AFC	5*	67	13.4	34	0
1991 Pittsburgh AFC	3	72	24.0	41	0
1992 Pittsburgh AFC	4	90	22.5	57	0
1993 Pittsburgh AFC	8*	138	17.3	63t	1
1994 Pittsburgh AFC	4	109	27.3	37t	2
NFL Totals—8 years	32	658	20.6	63t	4

TACKLES	Solo	Asst.	Total	Sp.T.	Sacks	FF	FR
1987 Pittsburgh AFC	15	5	20	3	0	0	4
1988 Pittsburgh AFC	78	10	88	1	0.5	1	0
1989 Pittsburgh AFC	67	13	80	0	0	4*	3
1990 Pittsburgh AFC	54	12	66	0	0	1	0
1991 Pittsburgh AFC	60	11	71	0	1	1	2
1992 Pittsburgh AFC	85*	15	100	0	6	4	1
1993 Pittsburgh AFC	79*	16	95	1	2	2	0
1994 Pittsburgh AFC	67	16	83	0	3.0	4	0
NFL Totals—8 years	505	98	603	5	12.5	17	6

PUNT RETURNS	No.	FC	Yds.	Avg.	LG	TD
1987 Pittsburgh AFC	16	1	135	8.4	20	0
1988 Pittsburgh AFC	33	6	281	8.5	28	0
1989 Pittsburgh AFC	29	2	207	7.1	20	0
1990 Pittsburgh AFC	38	8	398	10.5	52t	1
1991 Pittsburgh AFC	28	12	320	11.4	40	0
1992 Pittsburgh AFC	32	13	364	11.4#	80t	1
1993 Pittsburgh AFC	41	11	338	8.2	39	0
1994 Pittsburgh AFC	39	9	319	8.2	42	0
NFL Totals—8 years	256**	62	2,362**	9.2	80t	2

KICKOFF RETURNS	No.	Yds.	Avg.	LG	TD
1987 Pittsburgh AFC	13	290	22.3	36	0
1988 Pittsburgh AFC	37	850	23.0	92t	1
1989 Pittsburgh AFC	36	982**	27.3##	84t	1
1990 Pittsburgh AFC	35	764	21.8	49	0
1991 Pittsburgh AFC	44**	880	20.0	47	0
1992 Pittsburgh AFC	25	469	18.8	32	0
1993 Pittsburgh AFC	15	294	19.6	44	0
1994 Pittsburgh AFC	15	365	24.3	54	0
NFL Totals—8 years	220	4,894	22.2	92t	2

RUSHING	Att.	Yds.	Avg.	LG	TD
1993 Pittsburgh AFC	1	0	0.0	0	0

Additional Statistics: 1 blocked FG 9-13-92 vs. N.Y. Jets; 1 blocked FG 9-5-93 vs. San Francisco.

INTERCEPTIONS	Post Season				
	No.	Yds.	Avg.	LG	TD
1994 Pittsburgh AFC	1	6	6.0	6	0
NFL Totals - 8 years	1	6	6.0	6	0

TACKLES	Solo	Asst.	Total	Sp.T.	Sacks	FF	FR
1989 Pittsburgh AFC	8	3	11	0	0	1	1
1992 Pittsburgh AFC	1	0	1	0	0	0	0
1993 Pittsburgh AFC	6	0	6	0	0	0	0
1994 Pittsburgh AFC	6	2	8	0	0	0	0
NFL Totals—8 years	21	3	24	0	0	0	0

PUNT RETURNS	No.	FC	Yds.	Avg.	LG	TD
1989 Pittsburgh AFC	2	1	20	10.0	18	0
1992 Pittsburgh AFC	2	0	14	14.0	14	0
1993 Pittsburgh AFC	3	2	18	6.0	8	0
1994 Pittsburgh AFC	3	2	10	3.3	10	0
NFL Totals—8 years	10	5	62	6.2	18	0

KICKOFF RETURNS	No.	Yds.	Avg.	LG	TD
1989 Pittsburgh AFC	6	107	17.8	21	0
1992 Pittsburgh AFC	0	0	0.0	0	0
1993 Pittsburgh AFC	3	66	22.0	42	0
1994 Pittsburgh AFC	1	2	2.0	2	0
NFL Totals—8 years	10	175	17.5	42	0

WOODSON'S SINGLE GAME CAREER HIGHS

Regular Season

Interceptions—2 (4 times, last time 10-17-93 vs. New Orleans)

Interception Return Yards—73 (9-6-92 vs. Houston)

Longest Interception Return—63 (10-17-93 vs. New Orleans)

TDs Interception Return—1 (4 times, last time 12-4-94 at Cincinnati)

Sacks—2 (12-13-92 vs. Chicago)

Punt Returns—6 (10-10-93 vs. San Diego)

Longest Punt Return—80 (10-25-92 vs. Kansas City)

TDs Punt Return—1 (9-16-90 vs. Houston, 10-25-92 vs. Kansas City)

Kickoff Returns—5 (nine times, last time 11-10-91 vs. Cincinnati)

Longest Kickoff Return—92 (10-9-88 vs. Phoenix)

TDs Kickoff Return—1 (10-9-88 vs. Phoenix, 11-19-89 vs. San Diego)

Post Season

Punt Returns—3 (1-8-94 vs. Kansas City)

Longest Punt Return—18 (12-31-89 vs. Houston)

Kickoff Returns—4 (12-31-89 vs. Houston)

Longest Kickoff Return—42 (1-8-94 vs. Kansas City)

* Team leader ## NFL leader # AFC leader ** Team record



JEFF ZGONINA—DT

(Pronounced ska-NEE-nah)

HEIGHT—6-1

WEIGHT—284

COLLEGE—Purdue

BIRTHDATE—May 24, 1970

BIRTHPLACE—Lake Grove, Illinois

HOW ACQUIRED—Draft (7th in 1993)

NFL EXPERIENCE—3rd Year

GAMES PLAYED-STARTED—'93 (5-0), '94 (16-0)

CAREER TOTALS: 21-0

90

PRO: Versatile defender and special teams performer . . . Played 1st full season in 1994 . . . Plays NT, DT and is backup long snapper . . . **1994:** Played 16 games and made 10 tackles on defense and 3 on special teams . . . Made season-high 3 tackles at N.Y. Giants (10/23) . . . Had 2 tackles vs. Indianapolis (9/18) and at Seattle (9/25) . . . Recorded 1 tackle in 4 other games . . . **1993:** Played in 5 of last 7 games, finishing with 16 tackles (11 solo), 3 QB pressures, 1 forced fumble . . . Inactive for 1st 8 games, dressed but did not play vs. Buffalo (11/15) . . . Saw 1st action at Denver (11/21) alternating at NT with Gerald Williams and Joel Steed, making 7 tackles (5 solo) . . . Got season-high 8 tackles the next week at Houston (11/28) replacing Williams in dime defense . . . Set up TD with fumble recovery vs. New England (12/5) in addition to team-high 3 QB pressures, 3 tackles while playing extensively at NT . . . Inactive for playoffs at Kansas City (1/8) . . . Was 185th player drafted overall

COLLEGE: A 4-year starter, made school-record 75 tackles for loss . . . Begun career as LB and was long-snapper 1st 3 years . . . A Lombardi Award finalist as senior as well as 1st team All-Big Ten, conference defensive player of year, and recipient of Pop Doan Award and Kiwanis Citizenship Award . . . As team captain led Big Ten with 13 sacks, 5 forced fumbles, 28 tackles for loss while making 101 tackles . . . As junior was 1st team All-Big Ten after move from DT to NT, making 76 tackles, 3 sacks . . . As sophomore LDT had 123 tackles, 6 sacks . . . As red shirt freshman started at LDT and made 82 tackles, 7 sacks . . . Graduated in Dec., 1992 with degree in community health promotion

PERSONAL: Single . . . Lives in Pittsburgh . . . Attended Carmel High in Lake Grove, Ill., making 11 sacks and blocking 4 punts to earn all-area, All-Catholic League and all-county honors . . . Also lettered in basketball and hockey and won conference shot put title . . . Full name: Jeffrey Marc Zgonina

ZGONINA'S NFL RECORD

Regular Season

TACKLES	Solo	Asst.	Total	Sp.T.	Sacks	FF	FR
1993 Pittsburgh AFC	11	5	16	0	0	0	1
1994 Pittsburgh AFC	6	4	10	3	0	0	0
NFL Totals—2 years	17	9	26	3	0	0	0

Post Season

TACKLES	Solo	Asst.	Total	Sp.T.	Sacks	FF	FR
1993 Pittsburgh AFC	0	0	0	0	0	0	0
1994 Pittsburgh AFC	0	0	0	0	0	0	0
NFL Totals—2 years	0	0	0	0	0	0	0

STEELERS 1995 DRAFT CHOICES



MARK BRUENER—TE **WASHINGTON**
6-4 250 **1st Round (#27)**

Born Sept. 16, 1972 in Olympia, Wash.

Second TE drafted overall, holds Washington's record for career-catches by TE with 90, and ranks 8th overall. Had 1,012 receiving yards to rank 3rd on TE list. As senior started every game and finished 2nd on team with 34 receptions for 331 yards, 1 TD. Earned 1st-team all-America by Newspaper Enterprise Association as junior, adding 2nd-team honors from UPI. All-PAC 10 Conference choice became 1st TE to lead team in receptions since 1972. Had 30 grabs for 414 yards,

3 TDs. 1st 100-yard game and career TD in 31-14 victory over Stanford.

As sophomore, selected 3rd-team all-America by Football News. Started every game and caught 21 passes for 210 yards. Earned player of the game honors 3 times. As true freshman, played every game, most on special teams and as backup TE. Building construction major.

PERSONAL: All-State selection and Black Hills League Player of Year at Aberdeen (Wash.) High. Lined up at TE and LB. As senior, caught 24 passes for 424 yards, 6 TDs. Recorded 75 tackles, including 10 sacks. Also lettered in track. Finished 5th in state Class AA meet in javelin (184'4").



KORDELL STEWART—QB **COLORADO**
6-1 212 **2nd Round (#28, 60)**

Born Oct. 16, 1972 in New Orleans, La.

Holds school all-time records with 456 completions of 785 passes (58.1%) for 6,481 yards & 33 TDs.

Set a Colorado career-record with 7,770 yards in total offense. Also holds school's all-time records for average yards per completion (13.8), yards in total offense per game (235.5), and yards per offensive play (6.36), threw for 300 yards 6 times & had only 2.4% of his passes intercepted. As senior, was all-America 2nd-team selection by AP.

All-Big Eight Conference 1st-team efficiency rating.

Completed 147 of 237 passes (62.0%) for 2,071 yards, 10 TDs. 2nd on team with 639 yards rushing, 7 scores on 122 carries (5.2 avg.)

Threw "Hail Mary" pass to Michael Westbrook in endzone on final play of Michigan game. 64-yard score gave Buffs 27-26 win with 0:06 seconds left. Earned honorable mention all-America and all-Big Eight Conference by Football News.

Started every game, playing with protective cast on left wrist. Led Big Eight and ranked 8th in nation in total offense, averaging 256.6-yards per game. Ranked 2nd in Big Eight with 206.6-yards per game passing average.

Broke own school records with 157 completions, 294 pass attempts for 2,299 yards, 11 TDs. Established total offense mark 2,823 yards, including 4 games with over 300 yards in total offense. 3rd on team 524 yards rushing on 102 carries, 6 TDs.

Had 2,300-yard passing games. As sophomore, started 8 of 9 games played. Suffered fractured wrist. Gained 2,109 yards, 12 TDs. Was 151 of 252 passing (59.9%).

Set single-season records for completions, attempts and yards. In 1st career start, completed 21 of 36 passes for 409 yards, 4 TDs.

Played 2 games as freshman and rushed 18 times for 144 yards. Majored in communications.

PERSONAL: Attended John Ehret (Marrero, La.) High. Named New Orleans Players of Year and chosen Louisiana MVP.

In senior year, completed 51 of 109 passes for 942 yards, 17 TDs and only 4 interceptions. Added 943 yards rushing for 23 more TDs. Passed for 1,645 yards, 19 TDs and rushed for 522 yards, 10 TDs as junior.



BRENDEN STAI—OG **NEBRASKA**
6-4 305 **3rd Round (#27, 91)**

Born March 30, 1972 in Phoenix, Ariz.

All-America selection by Walter Camp and Football Writers Association. All-Big Eight Conference 1st-team honors.

Started all year at LG and registered 109 knockdown blocks on team that won national rushing title with 340-yard average.

Starting guard as junior. Missed final 4 games with fractured fibula and ankle dislocation.

Average rushing total dropped by 41 yards during absence. Registered 64 knockdown blocks.

Returned to action vs. Florida State in Orange Bowl.

As sophomore, played behind all-America and Outland Trophy winner Will Shields (Kansas City Chiefs, 3rd-round in 1993) at RG. Earned 1st letter as reserve guard, playing 4 games.

Redshirted as true freshman. **PERSONAL:** All-CIF Southern Section as OT for Anaheim Esperanza (Cal.) High. Was team MVP and Empire Lineman of Year as senior.

Played in California Shrine bowl. Also lettered in wrestling and track.



OLIVER GIBSON—DT **NOTRE DAME**
6-2 283 4th Round (#22, 120)

Born March 15, 1972 in Chicago, Ill.

Started 18 of 47 career games and recorded 128 tackles and 6 sacks. As senior, started every game at NG and earned 1st-team all-Independent honors from Sporting News. Finished with 60 tackles and 3 sacks. Started 1st five games at RT as junior, played every game. Recorded 34 tackles. Played every game with 1 start in sophomore season. Made 19 tackles. In freshman season, played 11 games and made 1 start at DE. Finished with 15 tackles and 1 sack. Played

1st 4 games with cast on fractured hand. Played 3 games as true freshman at NG and OLB. Also played on Irish basketball team for 2nd half of 1990-91 season. Played 7 games, scoring 8 points and five rebounds.

Earned degree in Economics. Began graduate course in English.

PERSONAL: Consensus all-America for Romeoville (Ill.) High. Named USA Today national defensive player of year. Lettered 3 times and was team captain as senior. Recorded 187 tackles and 14 sacks. 2 time all-conference selection during 3-year basketball career.



DONTA JONES—LB **NEBRASKA**
6-2 226 4th Round (#27, 125)

Born Aug. 27, 1972 in Washington D.C.

(Pronounced DON-tay)

Solid pass-rush prospect. 2-year starter at LB finished career with 106 tackles and 9 sacks. Made 20 starts in 39 career-games. Started every game at ROLB as senior, making 52 tackles, 5 sacks and 10 stop for losses. Also registered team-high 22 QB pressures. Started 8 of 10 games as junior. Started both inside and outside. Recorded 25 tackles, 1 FF, 2 FR and 10 QB pressures. As sophomore, played every

game as backup to both outside positions. Contributed 21 tackles and 2 sacks. As 2nd-year freshman, played behind Trev Alberts (5th player selected by Indianapolis in 1993). Redshirted true freshman year. Shared Nebraska's weight-lifter of the year honors in 1993. Graduated with degree in Accounting and Business Administration.

PERSONAL: All-State and all-Metro Washington selection at McDonough High in Promet, Md. Started at TE and LB. Recorded 172 tackles and 15 sacks. Played in Maryland-Pennsylvania "Big 33" All-Star game. Also was center on basketball team, averaging 10 points per game. Was sub 2-minute half miler and ran the 400 meters in 49 seconds.



LANCE BROWN—S **INDIANA**
6-0 200 5th Round (#27, 161)

Born Feb. 2, 1972 in Jacksonville, Fla.

Versatile defender can play both S and FS positions. Registered 162 career tackles and finished 2nd in school history with 11 career interceptions.

Started all year at FS, finishing 3rd on team with 67 tackles and 3 interceptions. Started 1st 6 games at FS before suffering ankle injury and forced to sidelines. Returned to action as reserve for final 4 games. Made 37 tackles, 4 interceptions and 5 pass defenses. Started 5 games at SS as sophomore. Played every game and record-

ed 35 tackles and 3 interceptions. Performer as nickel back and earned 1st-career start as redshirt freshman. Recorded 28 tackles and 1 interception. Criminal justice major.

PERSONAL: All-conference, all-city, all-county 1st team and all-state as senior at Terry Parker High in Jacksonville, Fla. Played DB and WR. All-conference selection in basketball.

Lettered in track. On 1600-meter relay team that finished 3rd in state final and 400-meter relay that won conference title.



LETHON FLOWERS—CB **GEORGIA TECH**
6-0 202 5th Round (#17, 151)

Born Jan. 14, 1973 in Columbia, S.C.

(Pronounced LEE-thon)

Speedy, utility performer. Starter at CB and return specialist. Career total of 238 tackles was 3rd-best mark by a Georgia Tech DB. 21.8 average on 44 KORs and 6.1 average on 44 PRs. Earned all-Atlantic Coast conference honors as senior. 4th on defense with 75 tackles and 3rd in ACC with 23.5 KOR average in 23 returns, including career-long 62 yarder. Made 2 interceptions.

In junior season, totaled 55 tackles while backing up both CB positions and playing in nickel situations. Averaged 7.9 yards per PR and 16.4 yards per KOR. Was Tech's 4th-leading tack-

ler with 80 stops in sophomore season . . . Started 9 of 11 games . . . 13 KORs for 21.7 yard average . . . Earned backup role in secondary as true freshman and made 27 tackles and 2 FR . . . Management major . . . **PERSONAL:** All-state, all-region, and all-area for Spring Valley High . . . Team captain and offensive MVP . . . Doubled as QB, accumulating 1,126 all-purpose yards, 11 TD . . . 48 tackles as senior . . . Participated in 1990 North Carolina-South Carolina Shrine Bowl . . . Member of AAAA state championship team as sophomore . . . 3 letters each in football and track . . . 1989 state long jump champion



BARRON MILES—CB **NEBRASKA**
5-8 165 **6th Round (#28, 199)**
Born Jan. 1, 1972 in Roselle, N.J.

2-year starter at CB was force in Nebraska secondary . . . Special teams ace blocked 5 punts and 2 FGs in career . . . Senior season earned 1st-team all-Big Eight honors for 2nd year with career-high 5 interceptions . . . Added 40 tackles, 13 pass defenses, 3 blocked punts and 1 FG . . . Big Eight Conference honors as junior with career-best 50 tackles to rank 6th on team . . . Also had 5 pass defenses and 2 interceptions . . . Earned Big Eight Defensive Player of the Week honors . . . Spent sophomore year as backup at LCB and played every game . . . Recorded 11 tackles and 1st career interception . . . Sat out freshman year . . . Human development major . . . **PERSONAL:** Was option QB and S at Abraham Clark High School in Roselle, N.J. . . . Played in New Jersey All-Star game after senior season and returned a kick 102 yards for TD . . . Was born Jan. 1, 1972, the day Nebraska defeated Alabama at the Orange Bowl, 38-6, to post the school's 2nd national championship . . . Played in Orange Bowl as Nebraska defeated Miami 24-17 for the 1994 College national title.



HENRY BAILEY—WR/KR **NEVADA-LAS VEGAS**
5-8 176 **7th Round (#27, 235)**
Born Feb. 28, 1973 in Chicago, Ill.

Holder of 3 UNLV all-time receiving records with 156 catches for 2,515 yards and 24 TDs . . . Also had 224 yards on 60 rushes (3.7 avg.), averaged 23.7 yards on 75 KORs and 10.5 yards on 35 PRs . . . Started every game as senior and caught 44 passes for 586 yards (13.3 avg.), 10 TDs . . . Averaged 107.2 all-purpose yards per game . . . Had 17 KORs for 432 yards (25.4 avg.) and 12 PRs for 111 yards (9.3 avg.) . . . Caught 9 passes for 159 yards and set Rebels' single-game record with 4 receiving TDs vs. Idaho . . . 3rd on team with 33 receptions for 502 yards, 2 TDs as junior . . . Was 15-333, 22.2 on KORs . . . Shined sophomore season . . . Earned all-Big West Conference 1st team honors as WR and KO returner, joining Randall Cunningham (P/QB - 1984) and Hunkie Cooper KOR/WR (1990) as only players in school history to earn 1st-team honors at 2 positions in same year . . . 2nd on team with 42 catches for 832 yards, 8 TDs . . . 15-219, 14.6, 1 TD on PRs . . . 34-817, 24.0, 1 TD on KORs . . . Led Rebels as freshman with 37 receptions for 595 yards, 4 TDs . . . Had 151 yards rushing on 30 carries . . . Criminal justice major . . . **PERSONAL:** 2-time all conference and all-Public League selection at George W. Collins High in Chicago . . . Attended Kennedy High as junior . . . Track letterman won city 100-meter title with time of 10.2 seconds.



COLE FORD—PK **SOUTHERN CALIFORNIA**
6-2 195 **7th Round (#39, 247)**
Born Dec. 31, 1972 in Tucson, Ariz.

4-year USC kicker has ability to hit long-ball on kick-offs and also serve as emergency punter . . . 94 of Ford's 1932 career KOs were not returned out of endzone . . . Hit 34 of 57 career field goals (.596) . . . Earned all-PAC-10 honorable mention as senior after hitting 14 of 19 FGs (.737) . . . Equaled career-best of 3 FGs vs. Baylor . . . Made career-long 42-yarder in Cotton Bowl against Texas Tech . . . Hit career-best 7 of 7 PATs twice . . . Finished 4th in PAC-10 in scoring and tied 4th in FGs . . . 36 of 70 KORs were not returned . . . Was starting kicker as junior, but stress fracture in back sidelined him 7 mid-season games . . . Was 2 of 6 for FGs and 15 of 18 on PATs . . . In sophomore season, made 11 of 20 FGs and 25-28 PATs . . . Set career-mark of 41-yard FG at Stanford . . . Hit 3 FGs vs. Notre Dame . . . 56% of KOs were not returned . . . Was 1 of 6 1st-year freshmen to play . . . Hit 7 of 12 FGs and 21 for 21 PATs . . . 18 of 39 KOs were not returned . . . Business major . . . **PERSONAL:** 1990 USA Today All-America honorable mention, all-Arizona all-Star, all-Arizona 4A 1st team . . . Attended Sabino High in Tucson . . . 32-yard FG was difference in 4A state championship game . . . Made 8 of 11 FGs, including career-best 54-yarder . . . Doubled as DE and collected 88 tackles

STEELERS FIRST-YEAR PLAYERS

ANTHONY DAIGLE RB 5-10 203 **FRESNO STATE**

PRO: Signed to Steelers' 53-man roster November 24, 1994 for final 5 games, after spending four weeks on Pittsburgh's practice squad. Spent 1994 training camp with Kansas City Chiefs and was on Chiefs' practice squad before signing with Pittsburgh October 27, 1994. **COLLEGE:** Holds Fresno State records for career rushing TDs with 35 and total touchdowns with 44. Is 7th on school's all-time rushing list with 2,089 yards. Including 3 bowl appearances, had 388 carries for 2,089 yards (5.4 avg.) and 35 TDs with 73 catches for 809 yards (12.8 avg.) and nine scores. Played 3 seasons at Fresno State after transferring from El Camino (Calif.) College. Started college career at Arizona State. Majored in speech communications. **PERSONAL:** Single. Lives in Fresno, Calif. Attended St. Patrick High School in Benicia, Calif. Was a 3-time all-city and all-league pick. Born August 15, 1971 in Dallas, Tex. Full Name: Anthony John Daigle.

JEFF ESTERS NT 6-2 300 **PITTSBURGH**

PRO: Attended N.Y. Jets 1993 training camp. Joined L.A. Rams in 1994. **COLLEGE:** Played in 39 games and started 11 games, recording 95 career tackles and 5.5 sacks. Tied for team lead in sacks as senior with 3-21. Also had 1 FF and 1 FR. Was Panthers' most improved defensive lineman. Graduated with degree in sociology. **PERSONAL:** Single. Lives in Dania, Fla. Attended Hollywood Hills High in Hollywood, Fla., where earned all-state honors at T and was most valuable defensive player with 108 tackles at DT as senior. 3-year letter-winner in wrestling. Born July 6, 1969 in Hollywood, Fla. Full name: Jeff Lakeith Esters.

COREY HOLLIDAY WR 6-2 208 **NORTH CAROLINA**

PRO: Spent final 6 weeks of season on Steelers' practice squad after signing Nov. 16. Initially joined Steelers as free agent rookie April 29 and was released during training camp, Aug. 22. **COLLEGE:** Team's receiving leader 4 times, finishing career with 155 receptions for 2,447 yards, both school records, and 7 TDs. Streak of 45 games with a reception is longest in ACC history, 2nd-longest in NCAA. Named 2nd-team all-ACC as senior. Graduated with degree in business administration, is working toward master's in sports administration. **PERSONAL:** Single. Lives in Greensboro, N.C. Attended Huguenot High, playing WB, DB, WR and KR. As senior, named Mid-Atlantic and Super Prep all-America. Also lettered in baseball, basketball, track and tennis. Born Jan. 31, 1971 in Richmond, Va. Full name: Corey Lamont Holliday.

WILLIAM LOFTON DT 6-3 295 **KENTUCKY**

PRO: Signed with Denver Broncos and attended 1994 training camp. Joined London Monarchs of World League in 1995. **COLLEGE:** Played every game during 2-year stint with Kentucky. Finished senior season with 44 tackles and 2 sacks. Ended career with 101 tackles and 3 sacks. Was junior college all-America for Chowan J.C. Social work major. **PERSONAL:** Single. Lives in Wilmington, N.C. Born Oct. 28, 1971 in Wilmington, N.C.

DAMON MAYS WR 5-9 170 **MISSOURI**

PRO: Entered NFL as 9th-round draft selection by Dallas Cowboys in 1991. Attended Cowboys' 1991 and 1992 training camp. Went to camp with Houston Oilers in 1993 and 1994. **COLLEGE:** Played for Glendale (Arizona) Community College before heading to Missouri. Finished Missouri with 52 receptions for 896 yards, 8 TDs (17.2 average). Made 26 catches for 524 yards, 5 TDs as senior. Majored in physical education. **PERSONAL:** Married (Bahia) with 2 children. Lives in Phoenix. Played basketball for Phoenix Central High. Father, Damon Mays, Sr. was HB for Michigan State. Born May 20, 1968 in Phoenix, Az. Full name: Damon Mays, Jr.

TRACY SMITH CB 5-10 188 **TENNESSEE**

PRO: Entered NFL as free agent with Green Bay Packers in 1993, but did not play in 1993. Attended Houston Oilers training camp in 1994. Joined the Barcelona Dragons of the World League in 1995 and finished 2nd on team with 3 interceptions for 48 yards. **COLLEGE:** 3-year letter-winner (1990-92) at Tennessee. Started 11 games as senior. Finished career with 52 tackles, 3 interceptions, 2 forced fumbles. **PERSONAL:** Married (Monique) and has 3 children: Tracy Jr. (8/26/88), Robert (12/9/91), and Nicolas (1/6/93). Resides in Atlanta, Ga. Transferred to Jonesboro (Ga.) High School from Columbia High in Decatur, Ga. before senior season. Played RB and DB as senior, rushing for 801 yards. Born Aug. 5, 1969 in Atlanta, Ga.

STEELERS FREE-AGENT ROOKIES

GREG BLACK DT 6-4 306 NORTH CAROLINA

Entered the NFL after junior year . . . A starter for all 11 games at DT junior season, recorded 37 tackles (21 solo), 1 QB pressure, 4-17 TFL, and 1 sack . . . Career marks include 112 tackles (57 solo), 11 QB pressures, 7-43 TFL and 3-34 sacks . . . Career-high 6 solo stops vs. Virginia last season . . . Majoring in communication studies . . . **PERSONAL:** Single . . . Attended Hunter Huss High, saw action as 2-way lineman . . . As senior, named all-conference and team's MVP with 69 tackles and 6 sacks . . . 2-time all-conference wrestler was unbeaten senior year (27-0), state heavyweight champion . . . Born Sept. 14, 1973 in Gastonia, N.C. . . Full name: Gregory Mark Black.

LAMONTE COLEMAN FB 5-10 227 SLIPPERY ROCK

Finished career as all-time record holder in 7 categories including rushing, TDs and points scored . . . All-time records for career rushing with 3,166 yards, single-game rushing yards (306 in 1993), yards in season (1,601 in 1994), career TDs scored (38), career points scored (228), TDs in single season (21, 1994) and single-season points (126, 1994) . . . 2-time all-Pennsylvania State Athletic Conference and all-America Div. II selection . . . Named offensive MVP 1993 and co-MVP in 1994 . . . Majored in history . . . **PERSONAL:** Single . . . Pittsburgh native, attended Peabody High . . . Born June 24, 1971 in Pittsburgh, Pa.

VINCENT DINKINS C 6-1 291 SOUTH CAROLINA

4-year starter, played last 3 seasons at C and 1 season at G . . . Hampered by ankle and knee injury during senior and freshman seasons respectively . . . Senior year, voted offensive leadership award by teammates . . . Graduated with degree in retailing . . . **PERSONAL:** Single . . . Attended Lower Richland High . . . 2-way lineman selected all-state team . . . Played in North-South All-Star game following senior season . . . Born April 10, 1972 in Columbia, S.C. . . Full name: Vincent Maurice Dinkins.

JOEY ELLIS CB 5-8 194 TEXAS

A 2-year starter, was 2-time 2nd-team All-SWC player . . . Completed career with 135 tackles (104 solo), 6 interceptions, 34 pass defenses . . . Battled through injuries in junior and senior years . . . 1994, selected for Longhorn's D. Harold Byrd Leadership Award for outstanding leadership . . . Member of Longhorn Strength Club, top performer among DBs-Bench Press (363 lbs.), Squat (462 lbs.), and Power Clean (303 lbs.) . . . Majoring in sport management . . . **PERSONAL:** Single . . . Attended John Tyler High, lettering in football, baseball and track . . . All-Texas pitcher/center fielder as junior . . . Same high school as NFL Hall of Famer Earl Campbell . . . Born April 6, 1970 in Tyler, Tex.

DOUG GRANT WR 5-8 171 SAVANNAH STATE

Finished career as leading receiver in school history . . . Owns records for career receptions (194), receptions season (63) and all-purpose yards (4,217) . . . National Punt Return Champion as sophomore and junior . . . Was named Southern Intercollegiate Athletics Conference co-Player of Year (1993) . . . Also named 1st-team all-SIAC (receiver and return specialist), SIAC player of year (1993) and won Jake Gaither award for best Black College Football player in America . . . Walk-on in 1990 and caught at least 1 pass in every game . . . Graduated with degree in business management . . . **PERSONAL:** Single . . . Attended Lakeside High . . . Served 2 years in U.S. Air Force at Pope Air Base, N.C. . . Born Feb. 7, 1968 in Augusta, Ga.

TIRRELL GREENE G 6-2 305 MIAMI

Started 3 years on offensive line, 2 years at guard and 1 at center . . . As senior, started 9 of 11 games and named 2nd-team all-Big East . . . In junior season, anchored offensive line as starting center . . . Led rushing game to 168.4 yards/game avg. . . Graduated with degree in communications/broadcast . . . **PERSONAL:** Single . . . Pittsburgh area native, attended Woodland Hills High . . . Senior year, named 1st-team all-conference, 1st all-state and Pittsburgh Press fabulous 22 . . . Selected to play in Big 33 All-Star game . . . Born May 15, 1972 in Pittsburgh, Pa.

GERMAINE HOLDEN DE 6-3 268 NOTRE DAME

Completed career with 39 tackles (21 solo), 4 sacks and 1 interception . . . Versatile lineman with quickness for DE and strength to play inside . . . Started 11 of 34 games overall at both DT and DE . . . 1991, finished season with 14 tackles (6 solo), 3 sacks . . . **PERSONAL:** Married (Sherita) . . . Attended Westside High . . . 4-year starter at DE . . . 2-time all-state and 4-time all-conference player . . . Born Jan. 1, 1973 in Anderson, S.C. . . Full name: Germaine Sedrick Holden.

ANTHONY INGRASSIA OT 6-2 296 FLORIDA

Earned reputation as Florida's most versatile lineman . . . Played all positions on offensive line . . . Started senior season at RT and LT for 551 total plays (4th best among lineman) . . . Spring 1993, awarded offense's "most unselfish" award . . . Began college career as starting LT for Boston University . . . Before transferring in 1992, named "Joseph Paterno Memorial" award—most valuable freshman . . . Graduated with degree in building construction . . . **PERSONAL:** Single . . . Attended Watchung Hills High . . . 2-way lineman as senior, named all-conference and all-area lineman of year . . . Senior year, wrestled to 2nd place finish in district and 4th in region . . . Born May 28, 1972 in Watchung, N.J. . . . Full name: Anthony Wayne Ingrassia.

TIM PATILLO S 5-10 178 OHIO STATE

A starter in senior year and played in 46 games over career . . . Utility player, saw time at all secondary positions and was leader on special teams . . . In 1993, returned own blocked punt 20 yards for TD against BYU in Hula Bowl . . . Majoring in sociology . . . **PERSONAL:** Single . . . A Pittsburgh area native, attended Aliquippa High . . . Helped lead school to 3 consecutive conference titles . . . Born May 24, 1972 in Aliquippa, PA

KIEFER PHILLIPS LB 6-2 245 GRAMBLING

A 2-year starter, finished career at Grambling with 182 tackles (114 solo), 6 sacks . . . 1994, career highs with 120 tackles (76 solo) . . . Named SWAC 1st-team and defensive player of year . . . Transferred from University of Southwestern Louisiana J.C. after freshman season and recorded 12 tackles (7 solo) in nine games . . . Majoring in public administration . . . **PERSONAL:** Single . . . Attended McKinley High . . . Season highs as senior with 125 tackles (90 solo) and 6 FRs . . . Selected among "Who's Who" in high school athletics . . . Born Sept. 11, 1972 in Baton Rouge, La. . . . Full name: Kiefer Remoine Phillips.

TY STEWART PK 5-11 194 IOWA STATE

A 2-time All-Big 8 selection (AP, coaches) . . . Finished career with 209 points to rank 4th all-time in Iowa State history . . . Ranked 2nd all-time with 44 FGs . . . Added 77 PATs . . . In 1993, kicked 2, 58-yard FGs to tie ISU record and longest Division I kick in 1993 . . . Named ISU's "Outstanding Newcomer" award in 1992, after scoring 57 points (27/27 PATs and 10/16 FGs) . . . **PERSONAL:** Single . . . Attended Westside High . . . 2-time all-state kicker . . . Owns state record career FGs (27) . . . 3-time soccer all-state team and U.S. regional team member . . . Born Sept. 13, 1971 in Omaha, Neb. Full name: Ty Radford Stewart.

STEELERS' MOST VALUABLE PLAYERS

1969	WR	Roy Jefferson	1983	PK	Gary Anderson
1970	DT	Joe Greene	1984	WR	John Stallworth
1971	LB	Andy Russell	1985	WR	Louis Lipps
1972	RB	Franco Harris	1986	LB	Bryan Hinkle
1973	WR	Ron Shanklin	1987	LB	Mike Merriweather
1974	S	Glen Edwards	1988	LB	David Little
1975	CB	Mel Blount		CB	Rod Woodson
1976	LB	Jack Lambert	1989	WR	Louis Lipps
1977	QB	Terry Bradshaw	1990	CB	Rod Woodson
1978	QB	Terry Bradshaw	1991	LB	Greg Lloyd
1979	WR	John Stallworth	1992	RB	Barry Foster
1980	SS	Donnie Shell	1993	CB	Rod Woodson
1981	LB	Jack Lambert	1994	LB	Greg Lloyd
1982	CB	Dwayne Woodruff			

NOTE: Selected by vote of Steelers players.

STEELERS IN THE PRO BOWL

1951

HB Joe Geri (1)
LB Jerry Shipkey (1)
C Bill Walsh (1)

1952

HB Joe Geri (2)
G George Hughes (1)
LB Jerry Shipkey (2)
C Bill Walsh (2)

1953

HB Lynn Chandross (1)
QB Jim Finks (1)
HB Ray Mathews (1)
DE Bill McPeak (1)
E Elbie Nickel (1)
LB Jerry Shipkey (3)
DT Ernie Stautner (1)

1954

HB Lynn Chandross (2)
MG Dale Dodril (1)
G George Hughes (2)
DE Bill McPeak (2)
HB Ray Mathews (2)
E Elbie Nickel (2)
DT Ernie Stautner (2)

1955

MG Dale Dodril (2)
HB John Lattner (1)

1956

DB Jack Butler (1)
MG Dale Dodril (3)
HB Ray Mathews (3)
DT Ernie Stautner (3)
T Frank Varrichione (1)

1957

DB Jack Butler (2)
DE Bill McPeak (3)
E Elbie Nickel (3)
FB Fran Rogel (1)
DT Ernie Stautner (4)
T Frank Varrichione (2)

1958

DB Jack Butler (3)
MG Dale Dodril (4)
E Jack McClairn (1)
QB Earl Morrill (1)
DT Ernie Stautner (5)
T Frank Varrichione (3)

1959

DB Jack Butler (4)
DT Ernie Stautner (6)
HB Tom Tracy (1)
T Frank Varrichione (4)

1960

DB Dean Derby (1)
QB Bobby Layne (1)
G John Nisby (1)
E Jimmy Orr (1)
LB John Reger (1)
DT Ernie Stautner (7)

1961

LB John Reger (2)
G Mike Sandusky (1)
DT Ernie Stautner (8)
HB Tom Tracy (2)
T Frank Varrichione (5)

1962

E Buddy Dial (1)
G John Nisby (2)
LB Myron Potlios (1)
LB John Reger (3)
DT Ernie Stautner (9)

1963

TE Preston Carpenter (1)
FB John Henry Johnson (1)
DT Gene Lipscomb (1)
DE Lou Michaels (1)
C Buzz Nutter (1)

1964

T Charley Bradshaw (1)
FB John Henry Johnson (2)
DT Joe Krupa (1)
DT Lou Michaels (2)
LB Myron Potlios (2)
DB Clendenon Thomas (1)

1965

E Gary Ballman (1)
T Charley Bradshaw (2)
FB John Henry Johnson (3)
LB Myron Potlios (3)

1966

E Gary Ballman (2)

1967

K Mike Clark (1)
DB Brady Keys (1)
DE Ben McGee (1)
DB Marv Woodson (1)

1968

HB Dick Hoak (1)
E Roy Jefferson (1)
DE Ben McGee (2)
LB Andy Russell (1)

1969

DT Joe Greene (1)
E Roy Jefferson (2)
P Bob Walden (1)

1970

DT Joe Greene (2)
LB Andy Russell (2)

1971

DT Joe Greene (3)
LB Andy Russell (3)

1972

LB Henry Davis (1)
PK Roy Gerela (1)
DT Joe Greene (4)
RB Franco Harris (1)
LB Andy Russell (4)
DE Dwight White (1)

1973

DT Joe Greene (5)
DE L.C. Greenwood (1)
LB Jack Ham (1)
RB Franco Harris (2)
LB Andy Russell (5)
WR Ron Shanklin (1)
G Bruce Van Dyke (1)
DE Dwight White (2)

1974

PK Roy Gerela (2)
DT Joe Greene (6)
DE L.C. Greenwood (2)
LB Jack Ham (2)
RB Franco Harris (3)
LB Andy Russell (6)
CB Mel Blount (1)
QB Terry Bradshaw (1)
S Glen Edwards (1)
DT Joe Greene (7)
DE L.C. Greenwood (3)
LB Jack Ham (3)
RB Franco Harris (4)
LB Jack Lambert (1)
LB Andy Russell (7)
WR Lynn Swann (1)
S Mike Wagner (1)

1975

DE L.C. Greenwood (4)
LB Jack Ham (4)
RB Franco Harris (5)
LB Jack Lambert (2)
CB J.T. Thomas (1)
S Mike Wagner (2)

1976

LB Jack Ham (5)
RB Franco Harris (6)
LB Jack Lambert (3)
WR Lynn Swann (2)

1977

CB Mel Blount (2)
S Glen Edwards (2)
DT Joe Greene (8)
DE L.C. Greenwood (5)
LB Jack Ham (5)
RB Franco Harris (7)
LB Jack Lambert (4)
CB J.T. Thomas (2)
S Mike Wagner (3)

1978

LB Jack Ham (6)
RB Franco Harris (8)
LB Jack Lambert (5)
WR Lynn Swann (3)

1979

CB Mel Blount (3)
QB Terry Bradshaw (2)
DT Joe Greene (9)
DE L.C. Greenwood (6)
LB Jack Ham (6)
RB Franco Harris (9)

LB Jack Lambert (4)
S Donnie Shell (1)
WR Lynn Swann (3)
C Mike Webster (1)

1980

CB Mel Blount (5)
QB Terry Bradshaw (3)
DT Joe Greene (10)
DE L.C. Greenwood (6)
LB Jack Ham (7)
RB Franco Harris (8)
LB Jack Lambert (5)
S Donnie Shell (2)
WR John Stallworth (1)
C Mike Webster (2)

1981

LB Jack Ham (8)
RB Franco Harris (9)
LB Jack Lambert (6)
S Donnie Shell (3)
C Mike Webster (3)

1982

CB Mel Blount (6)
LB Jack Lambert (7)
S Donnie Shell (4)
C Mike Webster (4)

1983

DT Larry Brown (1)
LB Jack Lambert (8)
S Donnie Shell (5)
WR John Stallworth (2)
C Mike Webster (5)

1984

PK Gary Anderson (1)
LB Jack Lambert (9)
C Mike Webster (6)

1985

LB Robin Cole (1)
WR Louis Lipps (1)
LB Mike Merriweather (1)
WR John Stallworth (3)
C Mike Webster (7)

1986

PK Gary Anderson (2)
WR Louis Lipps (2)
LB Mike Merriweather (2)
C Mike Webster (8)

1987

LB Mike Merriweather (3)
RB Earnest Jackson (2)
C Mike Webster (9)

1988

DT Tunch Ilkin (1)

1989

DT Tunch Ilkin (2)
KR Rod Woodson (1)

1990

LB David Little (1)
CB Rod Woodson (2)

1991

LB Greg Lloyd (1)
CB Rod Woodson (3)

1992

C Dermontti Dawson (1)
RB Barry Foster (1)
G Carlton Haselrig (1)
LB Greg Lloyd (2)
QB Neil O'Donnell (1)
CB Rod Woodson (4)

1993

PK Gary Anderson (3)
C Dermontti Dawson (2)
RB Barry Foster (2)
TE Eric Green (1)
LB Greg Lloyd (3)
CB Rod Woodson (5)

1994

CB Dermontti Dawson (3)
LB Kevin Greene (2)
S Carnell Lake (1)
LB Greg Lloyd (4)
G Duval Love (1)
CB Rod Woodson (6)

*Injured — did not play

STEELERS 1995 TRAINING CAMP ROSTER

No.	Name	Pos.	Ht.	Wt.	Birthdate	NFL Exp.	College	Hometown	How Acquired	'94 Games/ Starts
43	AVERY, Steve	FB	6-2	233	8/18/66	2	Northern Michigan	Oconomowoc, Wisconsin	FA-'93	14/1
19	BAILEY, Henry	WR/KR	5-8	176	2/28/73	R	Nevada-Las Vegas	Chicago, Illinois	D7a-'95	—
80	BARNES, Johnnie	WR	6-1	185	7/21/68	4	Hampton University	Suffolk, Virginia	FA-'94	12/0
40	BELL, Myron	S	5-11	203	9/15/71	2	Michigan State	Toledo, Ohio	D5a-'94	15/0
4	BIASUCCI, Dean	K	6-0	199	7/25/62	11	Western Carolina	Miramar, Florida	UFA(Ind)-'95	16/0
61	BLACK, Greg	DT	6-4	306	9/14/73	R	North Carolina	Gastonia, North Carolina	FA-'95	—
94	BROWN, Chad	LB	6-2	236	7/12/70	3	Colorado	Altadena, California	D2-'93	16/16
30	BROWN, Lance	DB	6-0	200	2/2/72	R	Indiana	Jacksonville, Florida	D5b-'95	—
46	BUENNER, Mark	TE	6-4	250	9/16/72	R	Washington	Aberdeen, Washington	D1-'95	—
96	BUCKNER, Brentson	DE	6-2	305	9/30/71	2	Clemson	Columbus, Georgia	D2-'94	13/5
35	COLEMAN, LaMonte	FB	5-10	227	6/24/71	R	Slippery Rock	Pittsburgh, Pennsylvania	FA-'95	—
23	DAIGLE, Anthony	RB	5-10	203	4/5/70	1	Fresno State	Benicia, California	FA-'94	—
63	DAWSON, Dermontti	C	6-2	286	6/17/65	8	Kentucky	Lexington, Kentucky	D2-'88	16/16
74	DINKINS, Vincent	OC	6-1	291	4/10/72	R	South Carolina	Columbia, South Carolina	FA-'95	—
47	ELLIS, Joey	DB	5-8	194	4/6/73	R	Texas	Tyler, Texas	FA-'95	—
98	ESTERS, Jeff	NT	6-2	300	7/6/69	1	Pittsburgh	Hollywood, Florida	FA-'95	—
78	FAUMUI, Ta'ase	DL	6-3	278	3/19/71	2	Hawaii	Honolulu, Hawaii	D4-'94	5/0
21	FIGURES, Deon	CB/PR	6-0	203	1/20/70	3	Colorado	Compton, California	D1-'93	16/15
41	FLOWERS, Lethon	DB	6-0	202	1/14/73	R	Georgia Tech	Spring Valley, North Carolina	D5a-'95	—
2	FORD, Cole	K	6-2	195	12/31/72	R	Southern California	Tucson, Arizona	D7b-'95	—
60	GAMMON, Kendall	C	6-4	288	10/23/68	4	Pittsburg State	Wichita, Kansas	D11-'92	16/0
74	GIBSON, Oliver	DT	6-2	283	3/15/72	R	Notre Dame	Romeoville, Illinois	D4a-'95	—
92	GILDON, Jason	LB	6-3	237	7/31/72	2	Oklahoma State	Altus, Oklahoma	D3a-'94	16/1
17	GRANT, Doug	WR	5-8	171	2/7/68	R	Savannah State	Atlanta, Georgia	FA-'95	—
91	GREENE, Kevin	LB	6-3	247	7/31/62	11	Auburn	Oxford, Alabama	UFA(Rams)-'93	16/16
71	GREENE, Tirrell	OG	6-2	305	5/15/72	R	Miami	Pittsburgh, Pennsylvania	FA-'95	—
88	HASTINGS, Andre	WR	6-1	190	11/7/70	3	Georgia	Atlanta, Georgia	D3-'93	16/8
85	HAYES, Jonathan	TE	6-5	248	8/11/62	11	Iowa	Oxford, Alabama	FA-'94	16/6

76	HENRY, Kevin	DE	6-4	270	10/23/68	3	Mississippi State	D4-'93	16/5
71	HOLDEN, Germaine	DE	6-3	268	1/17/73	R	Noire Dame	FA-'95	—
83	HOLLIDAY, Corey	WR	6-2	208	1/31/71	1	North Carolina	FA-'95	—
61	INGRASSIA, Anthony	OT	6-2	313	5/28/72	R	Florida	FA-'95	—
65	JACKSON, John	OT	6-6	297	1/4/65	8	Eastern Kentucky	D10-'88	16/16
81	JOHNSON, Charles	WR	6-0	189	1/3/72	2	Colorado	D1-'94	16/9
54	JONES, Dontia	LB	6-2	226	8/27/72	R	Nebraska	D4b-'95	—
62	KALIS, Todd	G	6-6	296	5/10/65	8	Arizona State	UFA(Minn.)-'94	11/11
87	KEITH, Craig	TE	6-3	264	4/27/71	3	Lenoir-Rhyne	D7b-'93	16/1
99	KIRKLAND, Levon	LB	6-1	252	2/17/69	4	Clemson	D2-'92	16/15
37	LAKE, Carnell	SS	6-1	210	7/15/67	7	UCLA	D2-'89	16/16
95	LLOYD, Greg	LB	6-2	226	5/26/65	9	Fort Valley State	D6b-'87	15/15
64	LOFTON, William	DT	6-2	295	10/28/71	1	Kentucky	FA-'95	—
56	MACK, Rico	LB	6-4	242	2/22/71	3	Appalachian State	FA-'93	—
28	MAYS, Alvoid	CB	5-9	172	7/10/66	6	West Virginia	UFA(Wash.)-'95	2/0
86	MAYS, Damon	WR	5-9	170	5/20/68	1	Missouri	FA-'95	—
25	MCAFFEE, Fred	RB	5-10	193	6/20/68	5	Mississippi	FA-'94	13/0
49	MILES, Barron	DB	5-8	165	1/1/72	R	Nebraska	D6-'95	—
16	MILLER, Jim	QB	6-2	226	2/9/71	2	Michigan State	D6a-'94	0/0
89	MILLS, Ernie	WR	5-11	192	10/28/68	5	Florida	D3-'91	15/6
33	MORRIS, Byron "Bam"	RB	6-0	235	1/13/72	2	Texas Tech	D3b-'94	15/6
66	NEWBERRY, Thomas	G	6-2	285	12/20/62	10	Wisconsin-La Crosse	UFA(Rams)-'95	15/14
14	O'DONNELL, Neil	QB	6-3	230	7/3/66	6	Maryland	D3a-'90	14/14
24	OLDHAM, Chris	CB	5-9	183	10/28/68	4	Oregon	UFA(Ariz)-'95	11/1
55	OLSAVSKY, Jerry	LB	6-1	221	3/29/67	7	Pittsburgh	FA-'94	1/0
77	PALELEI, Si'ulagi	G	6-3	320	10/15/70	3	Nevada-Las Vegas	D5a-'93	0/0
79	PARRISH, James	OL	6-6	320	5/19/68	2	Temple	FA-'95	—
36	PATILLO, Tim	DB	5-10	179	5/24/72	R	Ohio State	FA-'95	—
20	PEGRAM, Eric	RB	5-10	195	1/7/69	5	North Texas State	UFA(Atl)-'95	13/5
39	PERRY, Darren	FS	5-11	196	12/29/68	4	Penn State	D8a-'92	16/16
50	PHILLIPS, Kiefer	LB	6-0	264	9/11/72	R	Grambling	FA-'95	—
84	RASBY, Walter	TE	6-3	247	9/7/72	2	Wake Forest	FA-'94	2/0
57	RAVOTTI, Eric	LB	6-3	254	3/16/71	2	Penn State	D6b-'94	2/0
51	ROBINSON, Ed	LB	6-0	228	12/7/70	2	Florida	FA-'94	16/0
97	SEALS, Ray	DE	6-3	309	6/17/65	8	none	UFA(T.B.)-'94	13/11

72 SEARCY, Leon	OT	6-3	304	12/21/69	4 Miami (Fla.)	Orlando, Florida	D1-'92	16/16
67 SIMPSON, Tim	G/C	6-2	284	3/5/69	2 Illinois	Peoria, Illinois	FA-'94	4/0
45 SMITH, Tracy	CB	5-10	188	8/5/69	1 Tennessee	Jonesboro, Georgia	FA-'95	—
69 SOLOMON, Ariel	C/G	6-5	290	7/16/68	5 Colorado	Boulder, Colorado	D10-'91	16/0
68 STAL, Brenden	G	6-4	305	3/30/72	R Nebraska	Anaheim, California	D3-'95	—
3 STARK, Rohn	P	6-3	203	5/4/59	14 Florida State	Minneapolis, Minnesota	UFA(Ind)-'94	16/0
93 STEED, Joel	NT	6-2	295	2/17/69	4 Colorado	Denver, Colorado	D3-'92	16/16
10 STEWART, Kordell	QB	6-1	212	10/16/72	R Colorado	Marrero, Louisiana	D2-'95	—
5 STEWART, Ty	K	5-11	194	9/13/71	R Iowa State	Omaha, Nebraska	FA-'95	—
73 STRZELCZYK, Justin	G/OT	6-6	295	8/18/68	6 Maine	Seneca, New York	D11-'90	16/5
82 THIGPEN, Yancey	WR	6-1	208	8/15/69	4 Winston-Salem State	Tarboro, North Carolina	FA-'92	15/6
48 THOMPSON, Craig	TE	6-2	250	1/13/69	3 No. Carolina A&T	Hartsville, South Carolina	FA-'94	0/0
18 TOMCZAK, Mike	QB	6-1	207	10/23/62	11 Ohio State	Calumet City, Illinois	UFA(Clev.)-'93	6/2
44 TONER, Ed	FB	6-0	245	3/22/68	4 Boston College	Swampscott, Massachusetts	FA-'95	9/0
22 WILLIAMS, John L.	FB	5-11	231	11/23/64	10 Florida	Palatka, Florida	UFA(Sea.)-'94	15/12
27 WILLIAMS, Willie	CB	5-9	185	12/26/70	3 Western Carolina	Columbia, South Carolina	D6-'93	16/1
26 WOODSON, Rod	CB/KR	6-0	200	3/10/65	9 Purdue	Fort Wayne, Indiana	D1-'87	15/15
90 ZGONINA, Jeff	DT	6-1	287	5/24/70	3 Purdue	Lake Grove, Illinois	D7a-'93	16/0

STEELERS 1995 TRAINING CAMP DEPTH CHART

OFFENSE

WR 82 Thigpen 88 Hastings 85 Barnes (FA) 86 D. Mays (FA) 17 Grant (FA)	LT 65 Jackson 79 Parrish (FA) 69 Solomon	LG 62 Kalis 66 Newberry (UFA) 67 Simpson	C 63 Dawson 69 Solomon 74 Dinkins (FA) 67 Simpson 60 Gammon	RG 73 Strzelczyk 68 Stai (D3) 71 T. Greene (FA) 77 Palelei	RT 72 Searcy 73 Strzelczyk 61 Ingrassia (FA)	TE 85 Hayes 87 Keith 84 Rasby 46 Bruener (D1) 48 Thompson (FA)	WR 89 Mills 81 Johnson 83 Holliday (FA) 19 Bailey (D7)
RB 33 Morris 25 McAtee 23 Daigle 20 Pegram (UFA)	QB 14 O'Donnell 18 Tomczak 16 Miller 10 K. Stewart (D2)	FB 22 J.L. Williams 43 Avery 44 Toner (FA) 35 Coleman (FA)	P 3 Stark (UFA)	PK 4 Biasucci (UFA) 2 Ford (D7) 5 T. Stewart (FA)			

DEFENSE

LILB 99 Kirkland 51 Robinson 50 Phillips (FA)	LE 74 Buckner 78 Faumui 71 Holden (FA) 61 Black (FA)	NT 93 Steed 90 Zgonina 74 Buckner 64 Lofton (FA)	RILB 94 C. Brown 55 Olsavsky 51 Robinson	RE 97 Seals 76 Henry 74 Gibson (D4)	ROLB 95 Lloyd 56 Mack 54 Jones (D4)
SS 37 Lake 30 L. Brown (D5) 41 Flowers (D5)	FS 39 Perry 40 Bell 24 Oldham (UFA) 36 Patillo (FA)	SS 27 Williams 28 A. Mays (UFA) 49 Miles (D6) 21 Figures			

STEELERS 1994 RESULTS

PRESEASON (1-3)

Aug. 6	Steelers 14, @ Miami	24 L (0-1)	47,244
Aug. 13	Steelers 29, Los Angeles Raiders	17 W (1-1)	47,399
Aug. 20	Steelers 14, Indianapolis	17 L (1-2)	45,650
Aug. 26	Steelers 21, @ Washington	22 L (1-3)	43,977

REGULAR SEASON (12-4)

Sept. 4	Steelers 9, Dallas	26 L (0-1)	60,156
Sept. 11	Steelers 17, @ Cleveland	10 W (1-1)	77,774
Sept. 18	Steelers 31, Indianapolis	21 W (2-1)	54,040
Sept. 25	Steelers 13, @ Seattle	30 L (2-2)	59,637
Oct. 3	Steelers 30, Houston	14 W (3-2)	57,274
Oct. 16	Steelers 14, Cincinnati	10 W (4-2)	55,353
Oct. 23	Steelers 10, @ New York Giants	6 W (5-2)	71,819
Oct. 30	Steelers 17, @ Arizona (OT)	20 L (5-3)	65,690
Nov. 6	Steelers 12, @ Houston (OT)	9 W (6-3)	47,822
Nov. 14	Steelers 23, Buffalo	10 W (7-3)	59,019
Nov. 20	Steelers 16, Miami (OT)	13 W (8-3)	59,148
Nov. 27	Steelers 21, @ L.A. Raiders	3 W (9-3)	58,327
Dec. 4	Steelers 38, @ Cincinnati	15 W (10-3)	53,401
Dec. 11	Steelers 14, Philadelphia	3 W (11-3)	55,474
Dec. 18	Steelers 17, Cleveland	7 W (12-3)	60,808
Dec. 24	Steelers 34, @ San Diego	37 L (12-4)	58,379

Total Attendance: 954,121
Home Attendance: 461,272
Away Attendance: 494,849

Total Average: 59,633
Home Average: 57,659
Away Average: 61,606

FINAL 1994 NFL STANDINGS

AFC Eastern Division

	W	L	T	Pct.	Pts.	Opp.
Miami	10	6	0	.625	389	327
New England	10	6	0	.625	351	312
Indianapolis	8	8	0	.500	307	320
Buffalo	7	9	0	.438	340	358
N.Y. Jets	6	10	0	.375	264	320

AFC Central Division

Pittsburgh	12	4	0	.750	316	234
Cleveland	11	5	0	.688	340	204
Cincinnati	3	13	0	.188	276	406
Houston	2	14	0	.125	226	352

AFC Western Division

San Diego	11	5	0	.688	381	306
Kansas City	9	7	0	.563	319	298
L.A. Raiders	9	7	0	.563	303	327
Denver	7	9	0	.438	347	396
Seattle	6	10	0	.375	287	323

NFC Eastern Division

Dallas	12	4	0	.750	414	248
N.Y. Giants	9	7	0	.563	279	305
Arizona	8	8	0	.500	235	267
Philadelphia	7	9	0	.438	308	308
Washington	3	13	0	.188	320	412

NFC Central Division

Minnesota	10	6	0	.625	356	314
Green Bay	9	7	0	.563	382	287
Detroit	9	7	0	.563	357	342
Chicago	9	7	0	.563	271	307
Tampa Bay	6	10	0	.375	251	351

NFC Western Division

San Francisco	13	3	0	.813	505	296
Atlanta	7	9	0	.438	317	385
New Orleans	7	9	0	.438	348	407
L.A. Rams	4	12	0	.250	286	365

1994 NFL POSTSEASON RESULTS

WILD CARD PLAYOFFS

AFC: MIAMI 27, Kansas City 17	NFC: GREEN BAY 16, Detroit 12
AFC: CLEVELAND 20, New England 17	NFC: CHICAGO 35, MINNESOTA 18

DIVISIONAL PLAYOFFS

AFC: Cleveland 9, PITTSBURGH 29	NFC: Chicago 15, SAN FRANCISCO 49
AFC: Miami 21, SAN DIEGO 22	NFC: Green Bay 9, DALLAS 35

NFL CHAMPIONSHIP GAME

AFC: San Diego 17, PITTSBURGH 13	NFC: Dallas 28, SAN FRANCISCO 38
----------------------------------	----------------------------------

SUPER BOWL XXIX at JOE ROBBIE STADIUM, MIAMI, FLORIDA

SAN FRANCISCO 49, San Diego 26

STEELERS 1994 TEAM STATISTICS

Regular Season				Steelers	Opponents				
FIRST DOWNS				307	262				
Rushing				138	76				
Passing				148	156				
Penalty				21	30				
THIRD DOWN EFFICIENCY				39.0	32.0				
Attempts				228	225				
Successes				89	72				
FOURTH DOWN EFFICIENCY				40.0	57.9				
Attempts				10	19				
Successes				4	11				
POSSESSION AVG.				31:58	28:02				
NET TOTAL OFFENSE				5,144	4,326				
Ball Control Plays				1,048	1,008				
Average Gain Per Play				4.9	4.3				
Average Gain Per Game				321.5	270.4				
Percentage Total Yards Rushing				42.4	33.6				
Percentage Total Yards Passing				57.6	66.4				
NET YARDS RUSHING				2,180	1,452				
Rushing Plays				546	421				
Average Gain Per Rush				4.0	3.4				
Average Rushing Per Game				136.3	90.8				
NET YARDS PASSING				2,964	2,874				
Attempts				463	532				
Completions				266	280				
Completion Percentage				57.5	52.6				
Touchdowns				17	12				
Percentage Touchdowns Passes				3.7%	2.3%				
Interceptions				9	17				
Interception Percentage				1.9%	3.2%				
QB Sacks Allowed				39	55				
Sacks Yards Lost				283	382				
Gross Yards Passing				3,247	3,256				
Average Gain Per Pass Play				7.01	6.12				
Average Gain Per Pass Completion				12.21	11.63				
Average Passing Per Game				185.3	179.6				
Long Gain				841	761				
KICKOFF RETURNS				55	68				
Yards Returned				1,141	1,530				
Average Yards Per Return				20.7	22.5				
Long Gain				71	951				
Touchdowns				0	2				
PUNT RETURNS				56	39				
Fair Catches				16	23				
Yards Returned				424	263				
Average Yards Per Return				7.6	6.7				
Long Gain				42	19				
Touchdowns				0	0				
INTERCEPTIONS				17	9				
Yards Returned				240	106				
Average Yards Per Return				14.1	11.8				
Long Gain				42	351				
Touchdowns				2	1				
PUNTS				97	97				
Yards Punted				3,849	4,096				
Average Yards Per Punt				39.7	42.2				
Touchbacks				6	4				
Inside the 20				35	31				
Long				64	59				
Blocked				0	0				
Net Punting Average				35.7	37.0				
PENALTIES				119	91				
Yards Penalized				974	763				
Average Yards Per Penalty				8.2	8.4				
FUMBLES				18	31				
Lost				8	14				
Own Recovered				10	17				
Opponents' Recovered for Touchdowns				1	1				
TOTAL POINTS				316	234				
Average Per Game				19.8	14.6				
TOTAL TOUCHDOWNS				35	23				
Rushing				15	7				
Passing				17	12				
Interception Returns				2	1				
Fumble Returns				1	1				
Kickoff Returns				0	2				
Punt Returns				0	0				
Blocked Punts/Field Goals				0	0				
SAFETIES				1	0				
EXTRA POINTS/ATTEMPTS				32/32	22/22				
FIELD GOALS/ATTEMPTS				24/29	24/29				
SCORING BY QUARTERS				1	2	3	4	OT	Total
Steelers				64	106	20	120	6	316
Opponents				50	86	31	64	3	234

STEELERS 1994 INDIVIDUAL STATISTICS

PASSING	Att.	Cmp.	Yds.	Cmp.%	TD	Int.	Long	Sack/ Lost	Rating
O'Donnell	370	212	2443	57.3	13	9	60t	35/250	78.9
Tomczak	93	54	804	58.1	4	0	84t	4/ 33	100.8
TEAM	463	266	3247	57.5	17	9	84t	39/283	83.3
OPPONENTS	532	280	3256	52.6	12	17	76t	55/382	65.6

SCORING	TD	TDRu	TDPa	TDRt	K-PAT	FG	S	PTS
Anderson	0	0	0	0	32/32	24/29	0	104
Morris	7	7	0	0	0	0	0	42
Foster	5	5	0	0	0	0	0	30
Green	4	0	4	0	0	0	0	24
Thigpen	4	0	4	0	0	0	0	24
Johnson	3	0	3	0	0	0	0	18
J. Williams	3	1	2	0	0	0	0	18
Hastings	2	0	2	0	0	0	0	12
McAfee LG	2	2	0	0	0	0	0	12
McAfee TM	1	1	0	0	0	0	0	6
Woodson	2	0	0	2	0	0	0	12
Hayes	1	0	1	0	0	0	0	6
Mills	1	0	1	0	0	0	0	6
O'Donnell	1	1	0	0	0	0	0	6
G. Williams	1	0	0	1	0	0	0	6
Stone	0	0	0	0	0	0	0	2
TEAM	35	15	17	3	32/32	24/29	0	316
OPPONENTS	23	7	12	4	22/22	24/29	0	234

2-Pt. Conversions: Stone, TEAM 1-3, Opp 1-1

RUSHING	Att.	Yards	Avg.	LG	TD
Foster	216	851	3.9	29t	5
Morris	198	836	4.2	20	7
J. Williams	68	317	4.7	23	1
O'Donnell	31	80	2.6	18	1
McAfee LG	18	51	2.8	13	2
McAfee TM	16	56	3.5	13	1
Tomczak	4	22	5.5	13	0
Mills	3	18	6.0	17	0
Stone	2	7	3.5	4	0
Avery	2	4	2.0	5	0
Anderson	1	3	3.0	3	0
Johnson	4	-1	-2	7	0
Royals	1	-13	-13.0	-13	0
TEAM	546	2180	4.0	29t	15
OPPONENTS	421	1452	3.4	46	7

RECEIVING	No.	Yards	Avg.	LG	TD
J. Williams	51	378	7.4	23	2
Green	46	618	13.4	46	4
Johnson	38	577	15.2	84t	3
Thigpen	36	546	15.2	60t	4
Morris	22	204	9.3	49	0
Hastings	20	281	14.1	46	2
Foster	20	124	6.2	27	0
Mills	19	384	20.2	43	1
Stone	7	81	11.6	25	0
Hayes	5	50	10.0	17	1
McAfee LG	1	4	4.0	4	0
Avery	1	2	2.0	2	0
Keith	1	2	2.0	2	0
TEAM	266	3247	12.2	84t	17
OPPONENTS	280	3256	11.6	76t	12

INTERCEPTIONS	No.	Yards	Avg.	LG	TD
Perry	7	112	16.0	42	0
Woodson	4	109	27.3	37t	2
Kirkland	2	0	0.0	0	0
Brown	1	9	9.0	9	0
Lloyd	1	8	8.0	8	0
Lake	1	2	2.0	2	0
G. Jones	1	0	0.0	0	0
TEAM	17	240	14.1	42	2
OPPONENTS	9	106	11.8	35t	1

PUNTING	No.	Yards	Avg.	Net	TB	In 20	LG	Blk.
Royals	97	3849	39.7	35.7	6	35	64	0
TEAM	97	3849	39.7	35.7	6	35	64	0
OPPONENTS	97	4096	42.2	37.0	4	31	59	0

PUNT RETURNS	No.	FC	Yards	Avg.	LG	TD
Woodson	39	9	319	8.2	42	0
Johnson	15	7	90	6.0	15	0
Hastings	2	0	15	7.5	12	0
TEAM	56	16	424	7.6	42	0
OPPONENTS	39	23	263	6.7	19	0

KICKOFF RETURNS	No.	Yards	Avg.	LG	TD
Johnson	16	345	21.6	71	0
Woodson	15	365	24.3	54	0
Stone	11	182	16.5	31	0
McAfee LG	7	113	16.1	29	0
Thigpen	5	121	24.2	31	0
Morris	4	114	28.5	45	0
Mills	2	6	3.0	6	0
Zgonina	2	8	4.0	8	0
TEAM	55	1141	20.7	71	0
OPPONENTS	68	1530	22.5	95t	2

FIELD GOALS	1-19	20-29	30-39	40-49	50 +
Anderson	1/1	7/8	8/9	7/9	1/2
TEAM	1/1	7/8	8/9	7/9	1/2
OPPONENTS	1/1	4/5	10/13	7/8	2/2

Anderson: (41G) (46N,25G) (46G) (31G,38G) (42G,25G,22G) () (29G) (23G) (50G,39G,37G,40G) (39G,39G,30G) (19G,48G,39G) (49N,54N,27N) (41G) () (49G,32N) (28G,28G)

OPPONENTS: (40G,31G,21G,32G) (23G,32N) () (31G,40G,31G) (48N) (47G) (19G,49G) (20G,26N,51G) (32G,49G,38G) (52G,32B) (34G,36N,48G) (32G) () (21G) () (37G,40G,32G)

DEFENSIVE TACKLES

	Solo	Asst.	Total	SACKS (Yds)	INT. (Yds)	Pass Def.	Pass Blk.	Fum. For.	Fum. Rec.
C. Brown	90	29	119	8.5-73	1-9	1	6	2	0
L. Kirkland	70	30	100	3-17	2-0	3	3	0	0
G. Lloyd	73	18	91	10-79	1-8	2	8	7	1
R. Woodson	67	16	83	3-21	4-109	23	1	4	0
C. Lake	68	14	82	1-4	1	13	1	3	1
D. Figures	56	13	69	1-11	0	14	0	1	0
K. Greene	52	16	68	14-84	0	1	4	1	3
D. Perry	49	16	65	0	7-112	15	0	0	2
J. Steed	40	12	52	2-10	0	0	0	2	0
R. Seals	30	10	40	7-53	0	0	2	0	2
G. Williams	26	13	39	1.5-5	0	0	0	0	1
T. McKyer	26	3	29	0	0	10	0	0	0
G. Jones	13	6	19	0	1-0	4	0	0	1
B. Buckner	13	5	18	2-12	0	0	2	0	1
K. Henry	12	5	17	0	0	1	0	0	1
J. Zgonina	6	4	10	0	0	0	0	0	0
E. Robinson	8	1	9	0	0	0	0	0	0
M. Bell	5	0	5	0	0	2	0	0	0
J. Gildon	4	0	4	2-13	0	0	0	0	0
W. Williams	3	0	3	0	0	2	0	0	0
T. Faumui	2	0	2	0	0	0	0	0	0
TOTAL	713	211	924	55-382	17-207	91	27	20	13

SPECIAL TEAMS TACKLES

Player	Solo	Asst.	Total	Blk. FG	Blk. Punt	Fum. For.	Fum. Rec.
W. Williams	12	7	19	0	0	0	0
J. Gildon	6	7	13	0	0	0	0
S. Avery	7	6	13	0	0	0	0
M. Bell	10	3	13	0	0	0	0
E. Robinson	4	4	8	0	0	0	0
Y. Thigpen	7	1	8	0	0	0	0
G. Jones	2	5	7	0	0	0	0
V. Jones	4	3	7	0	0	0	0
D. Perry	5	2	7	0	0	0	0
D. Stone	5	1	6	0	0	0	1
K. Gammon	0	5	5	0	0	0	0
C. Keith	4	1	5	0	0	0	0
C. Brown	4	1	5	0	0	0	0
F. McAfee	0	5	5	0	0	0	0
D. Figures	3	0	3	0	0	0	0
R. Clark	2	1	3	0	0	0	1
J. Zgonina	1	2	3	0	0	0	0
G. Anderson	2	0	2	0	0	0	0
F. Foggie	1	1	2	0	0	0	0
E. Mills	1	1	2	0	0	0	0
L. Kirkland	1	0	1	0	0	0	0
J. Olsavsky	0	1	1	0	0	0	0
W. Rasby	1	0	1	0	0	0	0
E. Rayotti	0	1	1	0	0	0	0

STEELER 1994 POSTSEASON STATISTICS

POSTSEASON (1-1)

1/ 7	W	29- 9	Cleveland	58,185
1/15	L	13-17	San Diego	61,545

	Steelers	Opponents
TOTAL FIRST DOWNS	45	23
Rushing	18	7
Passing	26	14
Penalty	1	2
3rd Down: Made/Att.	19/35	5/22
3rd Down Pct.	54.3	22.7
4th Down: Made/Att.	2/3	1/2
4th Down Pct.	66.7	50.0
POSSESSION AVG.	39:50	20:10
TOTAL NET YARDS	839	412
Avg. Per Game	419.5	206.0
Total Plays	154	97
Avg. Per Play	5.4	4.2
NET YARDS RUSHING	304	121
Avg. Per Game	152.0	60.5
Total Rushes	77	41
NET YARDS PASSING	535	291
Avg. Per Game	267.5	145.5
Sacked/Yards Lost	0/0	3/18
Gross Yards	535	309
Att./Completions	77/48	53/24
Completion Pct.	62.3	45.3
Had Intercepted	0	3
PUNTS/AVERAGE	10/41.3	10/38.2
NET PUNTING AVG.	10/29.1	10/37.2
PENALTIES/YARDS	12/161	5/32
FUMBLES/BALL LOST	5/2	0/0
TOUCHDOWNS	4	3
Rushing	1	0
Passing	3	3
Returns	0	0

SCORING BY PERIODS	1Q	2Q	3Q	4Q	OT	Total
TEAM	10	24	6	2	0	42
OPPONENTS	0	6	7	13	0	26

SCORING	TD	TDRu	TDPa	TDRt	K-PAT	FG	S	PTS
Anderson	0	0	0	0	4/4	4/4	0	16
J. Williams	2	1	1	0	0	0	0	12
Green	1	0	1	0	0	0	0	6
Thigpen	1	0	1	0	0	0	0	6
Lake	0	0	0	0	0	0	1	2
TEAM	4	1	3	0	4/4	4/4	1	42
OPPONENTS	3	0	3	0	2/2	2/2	0	26

2-Pt. Conversions: TEAM 0-0, OPPONENTS 0-1

PASSING	Att.	Comp.	Yards	Pct.	TD	Int.	LG	Sacks-Lost	Rating
O'Donnell	77	48	535	62.3	3	0	50	0/0	96.0
TEAM	77	48	535	62.3	3	0	50	0/0	96.0
OPPONENTS	53	24	309	45.3	3	3	43t	3/18	59.4

RUSHING	Att.	Yards	Avg.	LG	TD
Foster	44	180	4.1	28	0
Morris	24	62	2.6	17	0
J. Williams	5	59	11.8	26t	1
Tomczak	3	2	0.7	6	0
O'Donnell	1	1	1.0	1	0
TEAM	77	304	3.9	28	1
OPPONENTS	41	121	3.0	17	0

RECEIVING	No.	Yards	Avg.	LG	TD
Mills	13	223	17.2	50	0
J. Williams	11	65	5.9	16t	1
Green	7	101	14.4	33	1
Hastings	7	73	10.4	18	0
Thigpen	5	45	9.0	21	1
Foster	3	12	4.0	6	0
Hayes	1	16	16.0	16	0
Morris	1	0	0.0	0	0
TEAM	48	535	11.1	50	3
OPPONENTS	24	309	12.9	43t	3

INTERCEPTIONS	No.	Yards	Avg.	LG	TD
McKyer	1	21	21.0	21	0
Woodson	1	6	6.0	6	0
Perry	1	0	0.0	0	0
TEAM	3	27	9.0	21	0
OPPONENTS	0	0	—	—	0

PUNTING		No.	Yards	Avg.	Net	TB	In 20	LG	Blk.
Royals		10	413	41.3	29.1	4	2	55	0
TEAM		10	413	41.3	29.1	4	2	55	0
OPPONENTS		10	382	38.2	37.2	0	3	45	0
PUNT RETURNS		No.	FC	Yards	Avg.	LG	TD		
Woodson		3	2	10	3.3	10	0		
Johnson		0	1	0	—	—	0		
TEAM		3	3	10	3.3	10	0		
OPPONENTS		5	0	42	8.4	20	0		
KICKOFF RETURNS		No.	Yards	Avg.	LG	TD			
Johnson		6	101	16.8	24	0			
Woodson		1	2	2.0	2	0			
TEAM		7	103	14.7	24	0			
OPPONENTS		9	178	19.8	32	0			
FIELD GOALS		1-19	20-29	30-39	40-49	50 +			
Anderson		0/0	1/1	2/2	1/1	0/0			
TEAM		0/0	1/1	2/2	1/1	0/0			
OPPONENTS		0/0	2/2	0/0	0/0	0/0			
Anderson: (39G,40G) (39G, 23G)									
TEAM: (39G,40G) (39G,23G)									
OPPONENTS: (22G) (20G)									

DEFENSIVE TACKLES

	Solo	Asst.	Total	SACKS (Yds)	INT. (Yds)	Pass Def.	Pass Blk.	Fum. For.	Fum. Rec.
C. Lake	7	3	10	1-4	0	1	0	0	0
B. Buckner	6	3	9	2-14	0	0	0	0	0
D. Figures	6	1	7	0	0	2	0	0	0
G. Lloyd	6	5	11	0	0	0	0	0	0
L. Kirkland	7	7	14	0	0	0	0	0	0
C. Brown	4	3	7	0	0	0	1	0	0
R. Woodson	6	2	8	0	1-6	1	0	0	0
M. Bell	1	1	2	0	0	1	0	0	0
J. Steed	4	1	5	0	0	0	0	0	0
K. Greene	1	1	2	0	0	0	0	0	0
G. Jones	1	0	1	0	0	0	0	0	0
R. Seals	1	1	2	0	0	0	0	0	0
D. Perry	2	3	5	0	1-0	1	0	0	0
T. McKyer	0	0	0	0	1-21	1	0	0	0
E. Robinson	1	1	2	0	0	0	0	0	0
K. Henry	0	1	1	0	0	0	0	0	0
J. Zgonina	0	0	0	0	0	0	1	0	0
TOTAL	53	33	86	3-18	3-27	7	2	0	0

SPECIAL TEAMS TACKLES

Player	Solo	Asst.	Total	Blk. FG	Blk. Punt	Fum. For.	Fum. Rec.
Y. Thigpen	3	2	5	0	0	0	0
D. Perry	1	0	1	0	0	0	0
V. Jones	1	0	1	0	0	0	0
C. Lake	1	0	1	0	0	0	0
C. Brown	1	0	1	0	0	0	0
W. Williams	1	0	1	0	0	0	0
J. Gildon	0	1	1	0	0	0	0
D. Stone	1	2	3	0	0	0	0
E. Robinson	0	1	1	0	0	0	0
F. Foggie	0	2	2	0	0	0	0
S. Avery	0	1	1	0	0	0	0

STEELERS HOTELS — 1995

Buffalo	Buffalo Marriott	(716) 689-6900
Tampa	Radisson Bay Harbor Inn	(813) 281-8900
Houston	Marriott Medical Center	(713) 796-0080
Miami	Fl. Lauderdale Hilton	(305) 920-3300
Jacksonville	Jacksonville Marriott	(904) 296-2222
Chicago	O'Hare Marriott	(312) 714-4203
Cincinnati	Westin Hotel	(513) 852-2758
Cleveland	Wyndham Cleveland Hotel	(216) 615-7500
Oakland	T.B.A.	
Green Bay	Holiday Inn Airport	(414) 499-5121

STEELERS 1994 REVIEW

COWBOYS 26, STEELERS 9

September 4 at Pittsburgh 60,156 (2:55)

The Steelers suffered a 26-9 loss to the 1993 World Champion Dallas Cowboys. It was their most lopsided defeat since Pittsburgh fell to Houston (3-23), Nov. 28, 1993. The Cowboys dominated in all phases of the game earning 442 total yards to Pittsburgh's 126, 26 first downs to 14, 197 yards rushing to 55, and 245 yards passing to 71. The Cowboys had four drives in the first half, all leading to scores. Dallas drove inside the 20 yard line on their first two possessions, but were forced to settle for field goals. Pittsburgh's only points came on a second-quarter field goal by Gary Anderson and a fourth-quarter rushing touchdown by Neil O'Donnell. Running back Barry Foster played in his first game since Nov. 15, 1993.

Dallas	3	13	0	10	26
STEELERS	0	3	0	6	9

Dal. 1—Boniol 40-yard field goal	3:00	(11-47)
Dal. 2—Boniol 31-yard field goal	11:08	(12-50)
Pitt. 2—Anderson 41-yard field goal	7:09	(9-34)
Dal. 2—Johnston 2-yard pass from Aikman (Boniol kick)	1:15	(11-79)
Dal. 2—Boniol 21-yard field goal	0:00	(4-42)
Dal. 4—Boniol 32-yard field goal	12:35	(12-80)
Pitt. 4—O'Donnell 2-yard run (Two-pt attempt failed)	8:19	(9-65)
Dal. 4—Smith 2-yard run (Boniol kick)	3:48	(10-72)

TEAM STATISTICS

	Cowboys	Steelers
First Downs—Rush.—Pass.—Pen.	26 (11-14-1)	14 (4-8-2)
Third & Fourth Down Efficiency	9-15 (60%)	5-14 (36%)
	1-1 (100%)	1-2 (50%)
Net Off. Ydg.—Plays—Avg.	442-73-6.1	126-52-2.4
Rush. Ydg.—Atts.—Avg.	197-41-4.8	55-17-3.2
Net Pass. Ydg.—Yds. Lost Att.	245 (0-0)	71 (9-56)
Passes—Comp.—Int.	32-21-1 (66%)	26-13-0 (50%)
Punt & Kickoff Return Yardage	65	149
Punts—No.—Avg.	1-35.0	5-34.0
Fumbles—No.—Lost	0-0	0-0
Penalties—No.—Yards	6-31	2-17
Time of Possession	35:55	24:05

INDIVIDUAL STATISTICS

Rushing—Cowboys—Smith 31-171, Johnston 6-21, Coleman 1-8, Aikman 3-(-3). Steelers—Foster 14-44, O'Donnell 2-7 (1 TD), Stone 1-4.

Passing—Cowboys—Aikman 32-21 (66%)-245, 1 TD, 1 Int. Steelers—O'Donnell 26-13 (50%)-127.

Receiving—Cowboys—Irvin 8-139, Novacek 6-53, Smith 3-3, Johnston 2-9 (1 TD), Harper 1-37, Williams 1-4. Steelers—Hastings 2-30, Green 2-24, Johnson 2-21, Foster 2-7, Thigpen 1-21, Mills 1-12, Hayes 1-9, Williams 1-2, Stone 1-1.

Kickoff Returns—Cowboys—Williams 3-60. Steelers—Woodson 3-61, Johnson 1-29, Thigpen 1-23, Stone 1-18.

Punt Returns—Cowboys—Williams 2-5. Steelers—Woodson 1-18.

Interceptions—Cowboys—None. Steelers—Perry 1-42.

Sacks—Cowboys—Jeffcoat 3-16, Haley 4-35, Hennings 1-0, Bates 1-5. Steelers—None.

STEELERS 17, BROWNS 10

September 11 at Cleveland, 78,512 (3:01)

The Steelers earned their first win in Cleveland Stadium since 1989, and only their second win in 13 tries with a 17-10 victory over the Cleveland Browns. The Steelers fought back from a 10-0 deficit and nine penalties in the first quarter to take the lead. Sparked by a 54-yard kick return by Rod Woodson, the Steelers drove 45 yards on four plays to bring the game within three points. On their next possession, the Steelers travelled 77 yards on eight plays, including five Barry Foster rushes, to take a 14-10 lead. The Pittsburgh defense took over in the second half with Darren Perry recording three interceptions and Rod Woodson adding one. With 54 seconds remaining in the game, Perry sealed the win when he picked off his third Vinny Testaverde pass on the Pittsburgh 10 yard line.

STEELERS	0	14	0	3	17
Cleveland	7	3	0	0	10

Clev. 1—Reeves 1-yard pass from Testaverde (Stover kick)	6:50	(4-64)
Clev. 2—Stover 23-yard field goal	11:21	(14-66)
Pitt. 2—Thigpen 31-yard pass from O'Donnell (Anderson kick)	9:25	(4-45)
Pitt. 2—Foster 1-yard run (Anderson kick)	1:22	(8-77)
Pitt. 4—Anderson 25-yard field goal	14:24	(9-20)

TEAM STATISTICS

	Steelers	Browns
First Downs—Rush.—Pass.—Pen.	17 (9-8-0)	18 (2-13-3)
Third & Fourth Down Efficiency	4-14 (29%)	4-12 (33%)
	1-1 (100%)	0-1 (0%)
Net Off. Ydg.—Plays—Avg.	315-63-5.0	278-59-4.7
Rush. Ydg.—Atts.—Avg.	116-38-3.1	81-19-4.3
Net Pass. Ydg.—Yds. Lost—Att.	199 (0-0)	197 (2-14)
Passes—Comp.—Int.	25-15-0 (60%)	38-19-4 (50%)
Punt & Kickoff Return Yardage	72	138
Punts—No.—Avg.	6-34.2	3-40.0
Fumbles—No.—Lost	0-0	1-1
Penalties—No.—Yards	15-115	5-40
Time of Possession	30:47	29:13

INDIVIDUAL STATISTICS

Rushing—Steelers—Foster 31-84 (1 TD), O'Donnell 4-15, Williams 2-13, Morris 1-4. Browns—Metcalf 9-43, Hoard 5-15, Baldwin 3-13, Vardell 2-10.

Passing—Steelers—O'Donnell 25-15 (60%)—199, 1 TD. Browns—37-19 (51%)—211, 1 TD, 4 Int., Jackson 1-0 (0%)—0.

Receiving—Steelers—Johnson 5-72, Williams 3-31, Foster 3-26, Thigpen 2-47 (1 TD), Green 2-23. Browns—Vardell 4-36, Metcalf 3-45, Jackson 3-37, Carrier 3-35, Alexander 2-32, Reeves 2-23, Kinchen 1-4.

Kickoff Returns—Steelers—Woodson 2-72. Brown—Baldwin 3-123, Kinchen 1-15.

Punt Returns—Steelers—None. Browns—Metcalf 1-0.

Interceptions—Steelers—Perry 3-30, Woodson 1-20. Browns—None.

Sacks—Steelers—Seals 1-8, Green 1-6. Browns—None.

STEELERS 31, COLTS 21

September 18 at Pittsburgh, 54,040 (2:53)

For the second straight week, the Steelers had to fight back from a two-score deficit to win the game. The Colts returned the opening kickoff 95 yards for a touchdown to go up 7-0 just 16 seconds into the game. In the second quarter, Colts LB Tony Bennett sacked Neil O'Donnell and forced a fumble. Quentin Coryatt recovered the ball and ran for a team-record 78 yards for the touchdown. The Colts took a 14-0 lead, but a Rod Woodson kick return brought the Steelers back to life. With the ball at mid-field, the Steelers marched 53 yards on six plays capped by a 27-yard touchdown from Neil O'Donnell to Eric Green. A 29-yard rushing touchdown by Barry Foster and a 46-yard field goal by Gary Anderson gave Pittsburgh a 17-14 halftime lead. Colts' quarterback Jim Harbaugh hit Sean Dawkins for a 19-yard touchdown reception in the third quarter. Pittsburgh responded with fourth-quarter touchdowns by John L. Williams and Bam Morris to seal the win. Foster rushed for 179 yards, the second-highest output of his career. The offense gained 500 total yards (261 rushing, 239 passing), the most since the Steelers gained 515 yards (175 rushing, 340 passing) versus Kansas City 12/21/86. Neil O'Donnell threw his first interception in 165 pass attempts (including playoffs) when he was picked off by Ashley Ambrose in the third quarter.

Indianapolis	7	7	7	0	21
STEELERS	0	17	0	14	31

Ind. 1—Humphrey 95-yard kick return (Biasucci kick)	14:44	
Ind. 2—Coryatt 78-yard fumble return (Biasucci kick)	13:35	
Pitt. 2—Green 27-yard pass from O'Donnell (Anderson kick)	9:58	(6-53)
Pitt. 2—Foster 29-yard run (Anderson kick)	5:11	(7-68)
Pitt. 2—Anderson 46-yard field goal	0:00	(12-55)
Ind. 3—Dawkins 19-yard pass from Harbaugh	6:03	(8-66)
Pitt. 4—Williams 8-yard pass from O'Donnell	11:08	(7-82)
Pitt. 4—Morris 1-yard run (Anderson kick)	2:28	(13-81)

TEAM STATISTICS

	Colts	Steelers
First Downs—Rush —Pass —Pen	10 (3-7-0)	32 (17-13-2)
Third & Fourth Down Efficiency	4-10 (40%)	9-16 (56%)
	0-0 (0%)	1-1 (100%)
Net Off. Ydg —Plays—Avg.	175-42-4.3	500-82-6.1
Rush. Ydg.—Atts.—Avg.	73-19-3.8	261-45-5.8
Net Pass. Ydg.—Yds. Lost Att.	102 (4-18)	239 (2-15)
Passes—Comp —Int.	19-9-0 (47%)	35-22-1 (63%)
Punt & Kickoff Return Yardage	201	149
Punts—No.—Avg.	6-43.3	3-36.0
Fumbles—No.—Lost	1-1	1-1
Penalties—No.—Yards	7-55	4-40
Time of Possession	20:29	39:31

INDIVIDUAL STATISTICS

Rushing—Colts—Faulk 15-61, Harbaugh 2-10, Polts 2-2. Steelers—Foster 31-179 (1 TD), Morris 10-56 (1 TD), Williams 2-26, O'Donnell 1-4, Johnson 1- (-4).

Passing—Colts—Harbaugh 19-9 (47%)—120, 1 TD. Steelers—O'Donnell 35-22 (63%)—254, 2 TD, 1 Int.

Receiving—Colts—Dawkins 5-78 (1 TD), Humphrey 1-12, Faulk 1-11, Cash 1-10, Polts 1-9. Steelers—Williams 6-45 (1 TD), Green 4-60 (1 TD), Foster 3-13, Morris 2-55, Hastings 2-28, Thigpen 2-23, Johnson 2-20, Stone 1-10.

Kickoff Returns—Colts—Humphrey 3-139 (1 TD), Brewer 2-55. Steelers—Woodson 3-88, Morris 1-21.

Punt Returns—Colts—Brewer 2-7. Steelers—Woodson 5-40.

Interceptions—Colts—Ambrose 1-8. Steelers—None.

Sacks—Colts—Bennett 2-15. Steelers—Kirkland 1-6, Lloyd 1-0, Greene 1-8.

SEATTLE 30, STEELERS 13

September 25 at Seattle, 62,744 (3:07)

The Steelers struggled, falling behind 20-6 at the half. The only offensive points came from the foot of Gary Anderson, who made field goals of 31 and 38 yards. Twice the Steelers drove inside the 20 and came away with just 3 points. Neil O'Donnell threw 43 passes and hit six different receivers among his 21 completions. He found wide receiver Charles Johnson on a 36-yard touchdown strike late in the fourth quarter. O'Donnell also threw a career-high four interceptions. The offense out-gained Seattle in most categories, except for turnovers and scoring. The Steelers had 452 yards and averaged 5.9 yards per play. Seattle turned Pittsburgh's four turnovers into 10 points.

STEELERS	3	3	0	7	13		
Seahawks	7	13	0	10	30		
Sea. 1—Warren 3-yard run (Kasay kick)						12:22	(6-61)
Pitt. 1—Anderson 31-yard field goal						6:03	(14-76)
Sea. 2—Kasay 31-yard field goal						9:46	(11-31)
Sea. 2—Junkin 1-yard pass from Mirer (Kasay kick)						6:20	(6-52)
Sea. 2—Kasay 40-yard field goal						0:46	(7-27)
Pitt. 2—Anderson 38-yard field goal						0:00	(5-30)
Sea. 4—Watters 35-yard interception return (Kasay kick)						4:15	
Pitt. 4—Johnson 36-yard pass from O'Donnell (Anderson kick)						3:17	(4-72)
Sea. 4—Kasay 31-yard field goal						1:06	(6-25)

TEAM STATISTICS

	Steelers	Seahawks
First Downs—Rush.—Pass —Pen	29 (8-19-2)	20 (9-8-3)
Third & Fourth Down Efficiency	5-12 (42%)	5-13 (38%)
Net Off. Ydg —Plays—Avg.	452-76-5.9	297-61-4.9
Rush. Ydg.—Atts.—Avg.	131-30-4.4	145-35-4.1
Net Pass. Ydg.—Yds. Lost Att.	321 (0-0)	152 (2-14)
Passes—Comp —Int.	46-24-4 (52%)	24-14-1 (58%)
Punt & Kickoff Return Yardage	174	65
Punts—No.—Avg.	4-34.5	5-48.2
Fumbles—No.—Lost	0-0	1-0
Penalties—No.—Yards	9-61	4-46
Time of Possession	32:01	27:59

INDIVIDUAL STATISTICS

Rushing—Steelers—Foster 21-96, Morris 3-14, Williams 5-13, O'Donnell 1-8. Seahawks—Warren 26-126 (1 TD), Johnson 5-16, Smith 1-3, Mirer 1-1, Smith 2- (-1).

Passing—Steelers—O'Donnell 43-21 (49%)—282, 1 TD, 4 Int. Tomczak 3-3 (100%)—39, Seahawks—Miser 24-14 (58%)—166, 1 TD, 1 Int.

Receiving—Steelers—Johnson 7-99 (1 TD), Williams 6-71, Green 5-67, Thigpen 3-35, Mills 2-12, Foster 1-7, Seahawks—Martin 5-47, Blades 4-97, Warren 3-14, Edmunds 1-7, Jenkins 1-1 (1 TD).

Kickoff Returns—Steelers—Morris 3-93, Woodson 3-53, Johnson 1-24, Seahawks—Warren 1-30, Bates 1-14.

Punt Returns—Steelers—Woodson 1-4, Seahawks—Martin 2-21.

Interceptions—Steelers—Perry 1-0, Seahawks—Watters 1-35 (1 TD), Porter 1-33, Blackmon 1-24, Robinson 1-0.

Sacks—Steelers—Brown 1-9, Green 1-5, Seahawks—None.

STEELERS 30, HOUSTON 14

October 3 at Pittsburgh 57,274 (2:56)

The Steelers raised their record to a perfect 5-0 on Monday Night Football under Bill Cowher with a 30-14 victory over Houston. For the first time in 11 games, the Steelers scored first on a 42-yard field goal by Gary Anderson. Pittsburgh scored on their first four possessions and gained a 23-0 advantage by halftime. The Steelers controlled the first half, outgaining Houston 231 yards in total offense to 65. Barry Foster had 99 yards on 17 carries in the first half. By the game's end, the defense made six sacks and forced two turnovers. For the second time in three weeks the ground game produced more than 200 yards rushing. The Oilers made five fumbles. Oilers' quarterback Cody Carlson left the game midway through the second quarter with a shoulder injury. The six sacks by the defense were the most since the Steelers had 10 at Cincinnati 11/29/92. Barry Foster (115 yards) rushed for his 20th career 100-yard game.

Houston	0	0	0	14	14
STEELERS	20	3	0	7	30

Pitt.	1—Anderson 42-yard field goal	10:06	(9-46)
Pitt.	1—Anderson 25-yard field goal	6:38	(6-63)
Pitt.	1—Green 3-yard pass from O'Donnell (Anderson kick)	5:42	(5-53)
Pitt.	1—Foster 1-yard run (Anderson kick)	1:49	(5-53)
Pitt.	2—Anderson 22-yard field goal	3:43	(5-44)
Pitt.	4—Morris 2-yard run (Anderson kick)	9:47	(10-82)
Hou.	4—Givins 76-yard pass from Richardson (DelGreco kick)	9:11	(3-76)
Hou.	4—Jeffries 2-yard pass from Richardson (DelGreco kick)	0:05	(6-63)

TEAM STATISTICS

	Oilers	Steelers
First Downs—Rush.—Pass.—Pen.	14 (2-11-1)	21 (13-7-1)
Third & Fourth Down Efficiency	3-12 (25%)	6-15 (40%)
Net Off. Ydg.—Plays—Avg.	290-57-5.1	379-63-6.0
Rush. Ydg.—Atts.—Avg.	69-18-3.8	215-44-4.9
Net Pass. Ydg.—Yds. Lost Att.	221 (6-27)	164 (1-3)
Passes—Comp.—Int	32-17-0 (53%)	18-10-0 (56%)
Punt & Kickoff Return Yardage	100	36
Punts—No.—Avg.	8-43.6	5-40.8
Fumbles—No.—Lost	5-2	0-0
Penalties—No.—Yards	5-48	6-45
Time of Possession	24:28	35:32

INDIVIDUAL STATISTICS

Rushing—Oilers—White 14-39, Richardson 3-30, Matthews 1-0. Steelers—Foster 21-115 (1 TD), Morris 17-70 (1 TD), Williams 3-16, Johnson 1-7, Avery 1-5, O'Donnell 1-2.

Passing—Oilers—Richardson 25-14 (56%)—230, 2 TD, Carlson 7-3 (43%)—18. Steelers—O'Donnell 17-9 (53%)—154, 1 TD, Tomczak 1-1 (100%)—13.

Receiving—Oilers—Jeffries 6-77 (1 TD), Coleman 4-47, Slaughter 3-32, Givins 2-82 (1 TD), White 2-10. Steelers—Green 3-35 (1 TD), Thigpen 2-25, Williams 2-14, Hastings 1-46, Mills 1-43, Foster 1-4.

Kickoff Returns—Oilers—Mills 4-63, Tillman 3-34. Steelers—Woodson 1-18, Stone 1-(-10).

Punt Returns—Oilers—None. Steelers—Woodson 5-28.

Interceptions—Oilers—None. Steelers—None.

Sacks—Oilers—Montgomery 5-1.5, Davidson 5-1.5. Steelers—Lloyd 1-9, Greene 2-6, G. Williams 1.5-5, Steed 1-5, Browns 5-2.

STEELERS 14, CINCINNATI 10

October 16 at Pittsburgh 55,353 (2:57)

After taking a 14-0 lead into halftime on touchdown pass receptions by John L. Williams and Ernie Mills, the Steelers punted three times and had a fumble on their first four possessions in the second half. The Bengals opened the second half with a 75-yard drive for a touchdown. Cincinnati added a 47-yard field goal in the fourth quarter before Greg Lloyd and the defense took over. Lloyd ended 4 of Cincinnati's final 13 plays. Lloyd stopped the Bengals' final drive with a sack and a forced fumble to preserve the win. The offense gave up eight sacks and the team had nine penalties. For the second straight game, the Steelers held their opponent scoreless in the first half.

Bengals	0	0	7	3	10
STEELERS	0	14	0	0	14

Pitt. 2—Williams 13-yard pass from O'Donnell (Anderson kick)	3:47	(10-6)
Pitt. 2—Mills 14-yard pass from O'Donnell (Anderson kick)	0:42	(7-32)
Cin. 3—Cothran 7-yard pass from Johnson (Pelfrey kick)	10:57	(9-75)
Cin. 4—Pelfrey 47-yard field goal	8:17	(7-34)

TEAM STATISTICS

	Bengals	Steelers
First Downs—Rush.—Pass.—Pen	11 (4-5-2)	16 (8-8-0)
Third & Fourth Down Efficiency	3-16 (19%) 3-4 (75)	4-13 (31%)
Net Off. Ydg.—Plays—Avg.	241-66-3.7	243-60-4.1
Rush. Ydg.—Atts.—Avg.	106-33-3.2	114-30-3.8
Net Pass. Ydg.—Yds. Lost Att.	135 (2-15)	129 (8-61)
Passes—Comp.—Int.	31-17-1 (55%)	22-15-0 (68%)
Punt & Kickoff Return Yardage	77	117
Punts—No.—Avg.	7-46.6	9-46.0
Fumbles—No.—Lost	1-1	5-1
Penalties—No.—Yards	5-39	9-65
Time of Possession	28:28	31:32

INDIVIDUAL STATISTICS

Rushing—Bengals—Broussard 12-52, Fenner 10-36, Klingler 6-15, Green 4-6, Scott 1 (-3). Steelers—Morris 28-82, Mills 1-17, O'Donnell 4-10, Williams 3-8, Foster 1 (-3).

Passing—Bengals—Klingler 29-16(55%)—143, Johnson 1-1(100%)—7, 1 TD, Hollas 1-0(0%)—0. Steelers—O'Donnell 22-15 (68%)—190, 2 TD.

Receiving—Bengals—Scott 4-69, Broussard 4-8, Pickens 3-34, Fenner 2-10, Ti. McGee 1-16, Cothran 1-7 (1 TD), Sadowski 1-5, To. McGee 1-1 (1 TD). Steelers—Green 6-80, Williams 4-39 (1 TD), Morris 2-21, Johnson 1-25, Mills 1-14 (1 TD), Hayes 1-11.

Kickoff Returns—Bengals—Ball 3-40. Steelers—Woodson 1-27, Stone 1-26.

Punt Returns—Bengals—Sawyer 4-37. Steelers—Woodson 5-64.

Interceptions—Bengals—None. Steelers—Kirkland 1-0.

Sacks—Bengals—A. Williams 4-32, McDonald 1-3, D. Williams 1-7, Taver 1-13, Francis 1-6. Steelers—Lloyd 1-9, Buckner 1-6.

STEELERS 10, NEW YORK GIANTS 6

October 23 at Meadowlands, 71,819 (2:59)

Rookie Bam Morris ran for 146 yards on 29 carries in his first NFL start after replacing Barry Foster, who was sidelined with a knee injury. Despite gaining 175 yards on the ground, Pittsburgh struggled early as the Giants were able to score six points on two Steelers fumbles. Pittsburgh's only first-half points came on a 29-yard Gary Anderson field goal. Both teams traded punts in the third quarter. Cornerback Rod Woodson intercepted a pass on New York's first possession in the fourth quarter which led to a Morris six-yard touchdown run to give Pittsburgh the lead. With two minutes remaining, Bam Morris ground down the clock with 44 yards on six carries in the Steelers' final possession.

STEELERS	0	3	0	7	10
New York	3	3	0	0	6

NYG. 1—Treadwell 19-yard field goal	4:46	(5-53)
NYG. 2—Daluiso 49-yard field goal	9:40	(4-1)
Pitt. 2—Anderson 29-yard field goal	3:38	(8-34)
Pitt. 4—Morris 6-yard run (Anderson kick)	8:17	(7-34)

TEAM STATISTICS

	Steelers	Giants
First Downs—Rush.—Pass.—Pen.	16 (10-6-0)	8 (3-5-0)
Third & Fourth Down Efficiency	5-14 (36%)	1-14 (7%)
Net Off. Ydg.—Plays—Avg.	296-67-4.4	215-54-4.0
Rush. Ydg.—Atts.—Avg.	175-36-4.9	53-24-2.2
Net Pass. Ydg.—Yds. Lost Att.	121 (2-17)	162 (5-44)
Passes—Comp.—Int.	29-16-1 (55%)	25-13-2 (52%)
Punt & Kickoff Return Yardage	80	58
Punts—No.—Avg	8-37.4	9-40.1
Fumbles—No.—Lost	4-3	5-1
Penalties—No.—Yards	7-42	3-27
Time of Possession	31:51	28:09

INDIVIDUAL STATISTICS

Rushing—Steelers—Morris 29-146 (1 TD), Williams 4-29, Johnson 1-1, O'Donnell 2(-1). Giants—Hampton 18-34, Da. Brown 6-19.

Passing—Steelers—O'Donnell 29-16 (55%)—138, 1 Int. Giants—Da. Brown 25-13 (52%)—206, 2 Int.

Receiving—Steelers—Morris 4-27, Hasting 3-38, Green 3-27, Williams 3-26, Thigpen 3-20. Giants—Sherrard 4-40, Calloway 3-93, Pierce 2-9, Marshall 1-31, Cross 1-20, Rasheed 1-10, Meggett 1-3.

Kickoff Returns—Steelers—Woodson 1-26, Thigpen 1-17. Giants—Meggett 2-43, Lewis 1-3.

Punt Returns—Steelers—Woodson 4-37. Giants—Meggett 3-12.

Interceptions—Steelers—Woodson 1-25. Giants—Sparks 1-0.

Sacks—Steelers—Kirkland 1-6, Lake 1-4, Lloyd 1-20, Buckner 1-6, Seals 1-8. Giants—Howard 1-10, Armstead 1-7.

ARIZONA 20, STEELERS 17

October 30 at Tempe, 73,400 (3:20)

The Cardinals forced a fumble on the opening kickoff in overtime to score the deciding field goal with 1:40 elapsed to defeat Pittsburgh 20-17. Pittsburgh played catch-up all night as Arizona gained a 7-0 first-quarter advantage, scoring after a Neil O'Donnell interception. The Steelers tied the score at 7-7 on an 11-yard rush by Bam Morris. The Cardinals drove 67 yards in 15 plays to regain the lead with 3:13 remaining in the half. Pittsburgh took a shot at the big play when O'Donnell connected with Yancey Thigpen on a 60-yard score. The Steelers lead was short lived as the Cardinals' Steve Beuerlein threw passes of 17, 16 and 37 yards in leading Arizona on an eight-play, 74-yard drive in 1:43 to take a 17-14 halftime advantage. With under two minutes remaining in regulation time, O'Donnell hit Eric Green on a short out pattern that turned into a 46-yard gain to the Cardinals' five yard line. After three incomplete passes, Gary Anderson kicked the game-tying 23-yard field goal. Pittsburgh won the overtime loss and elected to receive. Charles Johnson, subbing for an injured Rod Woodson, returned the kick to the Steelers' 30 yard line before Randy Kirk forced the fumble to set up the game-winning score.

STEELERS	0	14	0	3	0	17
Arizona	7	10	0	0	3	20

Arz. 1—Centers 4-yard run (Davis kick)	3:50	(3-71)
Pitt. 2—Morris 11-yard run (Anderson kick)	12:58	(6-51)
Arz. 2—Davis 20-yard field goal	3:13	(15-67)
Pitt. 2—Thigpen 60-yard pass from O'Donnell (Anderson kick)	2:53	(2-60)
Arz. 2—Moore 1-yard run (Davis kick)	1:10	(8-74)
Pitt. 4—Anderson 23-yard field goal	0:47	(9-78)
Arz. 5—Davis 51-yard field goal	13:20	(4-1)

TEAM STATISTICS

	Steelers	Cardinals
First Downs—Rush.—Pass.—Pen.	13 (4-7-2)	17 (8-6-3)
Third & Fourth Down Efficiency	3-11 (27%)	3-14 (21%)
Net Off. Ydg.—Plays—Avg.	317-55-5.8	335-66-5.1
Rush. Ydg.—Atts.—Avg.	85-20-2.3	99-37-2.7
Net Pass. Ydg.—Yds. Lost Att.	232 (4-28)	236 (2-15)
Passes—Comp.—Int.	31-18-1 (58%)	27-13-2 (40%)
Punt & Kickoff Return Yardage	125	88
Punts—No.—Avg	6-41.3	7-43.3
Fumbles—No.—Lost	2-2	1-1
Penalties—No.—Yards	7-36	4-45
Time of Possession	25:06	36:34

INDIVIDUAL STATISTICS

Rushing—Steelers—Morris 14-72 (1 TD), O'Donnell 3-13, Anderson 1-3, J. Williams 1-2, Johnson 1-(-5). Cardinals—Moore 30-67 (1 TD), Beuerlein 1-19, Centers 6-13 (1 TD).

Passing—Steelers—O'Donnell 31-18 (58%)-260, 1 TD, 1 Int. Cardinals—Beuerlein 26-13 (50%)-251.

Receiving—Steelers—J. Williams 6-50, E. Green 5-97, Thigpen 3-95 (1 TD), Morris 2-12, Johnson 1-6, Hastings 1-0. Cardinals—Proehl 3-94, Clark 3-38, Hill 2-88, Ware 2-22, Centers 2-6, Hearst 1-3.

Kickoff Returns—Steelers—Johnson 2-39, Thigpen 1-27, Woodson 1-20. Cardinals—Henesey 4-73.

Punt Returns—Steelers—Woodson 3-29, Johnson 1-10. Cardinals—Robinson 2-15.

Interceptions—Steelers—None. Cardinals—A. Williams 1-6.

Sacks—Steelers—Lloyd 2-15. Cardinals—Bankston 5-3, Joyner 1-9, Swann 1.5-10, Simmons 1-6.

STEELERS 12, HOUSTON OILERS 9

November 6 at Houston, 55,016 (3:46)

It was déjà vu as the Steelers were forced into overtime by a last-second field goal for the second consecutive week. Once again the game was decided by a forced fumble. This time it was the Steelers with the recovery, and the result was a 12-9 defeat of the Houston Oilers in the Astrodome. Two field goals each by Gary Anderson and Houston's Al Del Greco led to a 6-6 half-time score. The teams exchanged three punts each in the 3rd quarter, before Pittsburgh took the lead in the fourth. Anderson connected on field goals of 50, 39, and 37 yards. Del Greco hit from 32, 49 and 38 yards. Del Greco's third kick with seven seconds remaining sent the game to overtime. On Houston's third overtime possession, Rod Woodson stripped the ball from Houston's Gary Brown and Gary Jones recovered the fumble at the Oiler 22 yard line with 4:30 remaining to set up Anderson's game-winning 40 yarder. The game-winner by Anderson was the eighth of his career. It is the second time in Steelers history for consecutive overtime games. Steelers swept the Oilers for the ninth time in history and first since 1992.

STEELERS	0	6	0	3	3	12
Houston	3	3	0	3	0	9

Hou. 1—DelGreco 32-yard field goal	8:25	(11-58)
Pitt. 2—Anderson 50-yard field goal	14:12	(9-33)
Pitt. 2—Anderson 39-yard field goal	2:08	(6-26)
Hou. 2—DelGreco 49-yard field goal	0:14	(7-29)
Pitt. 4—Anderson 37-yard field goal	3:57	(7-61)
Hou. 4—DelGreco 38-yard field goal	0:07	(12-61)
Pitt. 5—Anderson 40-yard field goal	3:36	(2-0)

TEAM STATISTICS

	Steelers	Oilers
First Downs—Rush.—Pass.—Pen.	17 (6-8-3)	17 (3-10-4)
Third & Fourth Down Efficiency	1-15 (7%)	3-18 (17%)
		1-1 (100%)
Net Off. Ydg.—Plays—Avg.	266-67-4.0	244-79-3.1
Rush. Ydg.—Atts.—Avg.	111-34-3.3	84-25-3.4
Net Pass. Ydg.—Yds. Lost Att.	155 (4-29)	160 (6-45)
Passes—Comp.—Int.	29-16-1 (55%)	48-22-0 (46%)
Punt & Kickoff Return Yardage	99	80
Punts—No.—Avg.	11-39.3	11-45.6
Fumbles—No.—Lost	1-0	3-1
Penalties—No.—Yards	9-99	11-103
Time of Possession	36:55	34:29

INDIVIDUAL STATISTICS

Rushing—Steelers—Morris 28-74, O'Donnell 4-24, Williams 1-7, Tomczak 1-6. Oilers—Brown 24-86, Carlson 1-(-2).

Passing—Steelers—O'Donnell 25-15 (60%)-154, Tomczak 4-2 (50%)-30. Oilers—Carlson 48-22 (46%)-205.

Receiving—Steelers—Green 4-43, Thigpen 3-62, Hastings 2-20, Morris 2-14, Johnson 2-8, Williams 2-2, Stone 1-18, Hayes 1-17. Oilers—7-53, Slaughter 5-52, Wellman 4-52, Givins 2-35, Brown 2-9, Coleman 1-8, McNair 1-(-4).

Kickoff Returns—Steelers—Stone 3-29, Johnson 1-27. Oilers—Jackson 3-64.

Punt Returns—Steelers—Woodson 4-29, Hasting 2-15, Johnson 1-(-1). Oilers—Givins 3-3, Hannah 1-10, Coleman 1-3.

Interceptions—Steelers—None. Oilers—None.

Sacks—Steelers—Seals 3-23, Green 1-8, Kirkland 1-5, Lloyd 1-9. Oilers—Bishop 5-10, Smith 1.5-19, Lathon 1-1, Barrow 1-9.

STEELERS 23, BUFFALO BILLS 10

November 14 at Pittsburgh, 59,019 (3:19)

The Steelers relied on their AFC leading defense to set the tone in Monday Night's showcase game at Three Rivers Stadium. Led by all-Pro Rod Woodson, who made two big plays that resulted in touchdowns, the Steelers defeated the defending AFC Champion Buffalo Bills 23-10. Woodson scored a first quarter touchdown on a 37-yard interception return and created another when he sacked Buffalo's Jim Kelly at the Bills' 1-yard line. Kelly fumbled and Gerald Williams recovered the ball in the end zone for the score. The defense sacked Kelly six times and Frank Reich once. Anderson hit field goals of 39, 39, and 30 yards to provide the remainder of the Steelers' scoring. Buffalo's points came on a 52-yard field goal by Steve Christie and a 19-yard touchdown pass from Kelly to Andre Reed. Buffalo dominated in all other phases of the game. The Bills had 100 more yards in total offense, 14 more first downs, 37 more plays and held the ball for nearly six more minutes.

Buffalo	0	3	7	0	10
STEELERS	10	6	7	0	23

Pitt. 1—Anderson 39-yard field goal	8:01	(6-22)
Pitt. 1—Woodson 37-yard interception return	0:56	
Pitt. 2—Anderson 39-yard field goal	4:49	(6-29)
Buff. 2—Christie 52-yard field goal	1:07	(9-40)
Pitt. 2—Anderson 30-yard field goal	0:06	(6-42)
Buff. 3—Reed 19-yard pass from Kelly	11:56	(7-74)
Pitt. 3—G. Williams fumble recovery in endzone (Anderson kick)	6:38	

TEAM STATISTICS

	Bills	Steelers
First Downs—Rush.—Pass.—Pen.	24 (7-15-2)	10 (4-6-0)
Third & Fourth Down Efficiency	6-19 (32%)	1-12 (8%)
	2-4 (50%)	
Net Off. Ydg.—Plays—Avg.	326-91-3.6	226-54-4.2
Rush. Ydg.—Atts.—Avg.	128-31-4.1	86-26-3.3
Net Pass. Ydg.—Yds. Lost Att.	198 (7-60)	140 (1-8)
Passes—Comp.—Int.	53-27-2 (49%)	27-14-1 (52%)
Punt & Kickoff Return Yardage	6-150	117
Punts—No.—Avg.	7-43.0	9-44.6
Fumbles—No.—Lost	1-1	0-0
Penalties—No.—Yards	8-55	7-64
Time of Possession	32:57	27:03

INDIVIDUAL STATISTICS

Rushing—Bills—Thomas 21-91, Reed 2-29, Jourdain 4-16, Davis 2-0, Kelly 2-(-8). Steelers—Morris 15-61, Foster 8-32, Williams 2-(-6), Mills 1-(-1).

Passing—Bills—Kelly 43-22 (51%)—212, 1 TD, 2 Int., Reich 10-5 (50%)—46. Steelers—O'Donnell 27-14 (52%)—148, 1 Int.

Receiving—Bills—Bi, Brooks 7-89, Reed 6-63 (1 TD), Copeland 4-47, Metzelaars 4-27, Thomas 2-14, Jourdain 2-5, Gradner 1-9, Davis 1-4. Steelers—Johnson 4-40, Morris 2-41, Foster 2-19, Thigpen 2-8, Williams 2-0, Mills 1-26, Hastings 1-14.

Kickoff Returns—Bills—Jourdain 4-91, Turner 1-17, Patton 1-1. Steelers—Thigpen 2-54, Stone 1-31.

Punt Returns—Bills—Burris 4-41. Steelers—Woodson 3-13, Johnson 2-19.

Interceptions—Bills—Jones 1-0. Steelers—Woodson 1-37, Lake 1-2.

Sacks—Bills—Bennett 1-8. Steelers—Brown 1-1, Woodson 1-8, Greene 3-23, Lloyd 1-8, Seals 1-10.

STEELERS 16, MIAMI DOLPHINS 13

November 20 at Pittsburgh, 59,148 (3:21)

The defense set the tone as the Steelers defeated the Dolphins 16-13 in their third overtime game of the season. The Steelers marched 68 yards in 14 plays before kicking a 19 yard field goal. It was the first time they have scored on their opening drive since facing Houston in Game 5. The Dolphins responded with an 80-yard drive of their own that resulted in a two-yard touchdown from Dan Marino to Keith Jackson. Anderson added a second field goal before the half, but Miami took a 10-6 advantage in the third with a 34-yard Pete Stoyanovich field goal. Pittsburgh moved 73 yards in six plays, capped

by a 10-yard Barry Foster touchdown to gain a fourth-quarter lead. Marino guided the Dolphins 66 yards, and with no time remaining, Miami kicked a 48-yard field goal to tie the game at 13-13 and send it into overtime. The teams exchanged series in overtime, before Anderson kicked the 39-yard game-winner on Pittsburgh's second possession. Mike Tomczak passed for a career-high 343 yards. Foster tied Dick Hoak at fourth on the Steelers all-time list with 25 career rushing touchdowns. Gary Anderson moved into fourth on the NFL's all-time list with 305 career field goals.

Miami	0	7	3	3	0	13
STEELERS	3	3	0	7	3	6

Pitt. 1—Anderson 19-yard field goal	7:56	(14-68)
Mia. 2—Jackson 2-yard pass from Marino (Stoyanovich kick)	1:14	(7-80)
Pitt. 2—Anderson 48-yard field goal	0:06	(8-50)
Mia. 3—Stoyanovich 34-yard field goal	10:28	(9-41)
Pitt. 4—Foster 10-yard run (Anderson kick)	8:35	(6-73)
Mia. 4—Stoyanovich 48-yard field goal	0:00	(9-62)
Pitt. 5—Anderson 39-yard field goal	4:41	(8-66)

TEAM STATISTICS

	Dolphins	Steelers
First Downs—Rush.—Pass.—Pen.	20 (3-17-0)	21 (6-14-1)
Third & Fourth Down Efficiency	8-15 (53%)	7-15 (47%)
		0-2 (0%)
Net Off. Ydg.—Plays—Avg.	323-68-4.8	423-74-5.7
Rush. Ydg.—Atts.—Avg.	40-19-2.1	88-31-2.8
Net Pass. Ydg.—Yds. Lost Att.	283 (4-29)	335 (1-8)
Passes—Comp.—Int.	45-31-1 (69%)	42-26-2 (62%)
Punt & Kickoff Return Yardage	45	72
Punts—No.—Avg.	4-34.0	5-35.2
Fumbles—No.—Lost	3-1	1-0
Penalties—No.—Yards	5-35	8-63
Time of Possession	32:46	37:33

INDIVIDUAL STATISTICS

Rushing—Dolphins—Parmelee 16-29, Carver 1-13, Marino 2-(-2). Steelers—Foster 31-88 (1 TD).

Passing—Dolphins—Marino 45-31 (69%)-312, 1 TD, 1 Int. Steelers—Tomczak 42-26 (62%)-343.

Receiving—Dolphins—Fryar 6-113, Jackson 6-45 (1 TD), Saxon 5-15, McDuffie 4-50, Carver 4-29, Parmelee 4-29, Miller 1-27, Williams 1-4. Steelers—Johnson 7-84, Williams 7-62, Foster 4-29, Mills 3-98, Green 3-39, Stone 1-21, Hayes 1-10.

Kickoff Returns—Dolphins—McDuffie 1-21, Spikes 1-13, Williams 1-10, Baty 1-0. Steelers—Stone 3-63, Mills 1-0.

Punt Returns—Dolphins—McDuffie 1-1. Steelers—Woodson 2-9.

Interceptions—Dolphins—None. Steelers—Kirkland 1-0.

Sacks—Dolphins—Singleton 1-8, Steelers—Brown 2-15, Steed 1-5, Gildon 1-9.

STEELERS 21, LOS ANGELES RAIDERS 3

November 27, at Los Angeles, 60,399 (3:01)

The Steelers struck first with a 10-play, 80-yard drive to take a 7-0 first quarter lead. After a 32-yard Raiders' field goal and two misses by Gary Anderson, Pittsburgh held on 7-3 at halftime. The defense forced two Raiders' fumbles in Pittsburgh territory and the Steelers' offense converted one into a fourth-quarter touchdown. The Steelers put the game away with a six minute drive that covered 57 yards to close the scoring. It was the Steelers' first win over the Raiders in 10 years and only the second time in 18 years, raising their record to 2-7 during that period. Mike Tomczak made his second consecutive start and win. He raised his record to 29-20 as a starter.

STEELERS	7	0	0	14	21
Los Angeles	0	3	0	0	3

Pitt. 1—Thigpen 27-yard pass from Tomczak (Anderson kick)	4:30	(10-80)
Raid. 2—Jaeger 32-yard field goal	11:23	(9-40)
Pitt. 4—Green 15-yard pass from Tomczak (Anderson kick)	9:22	(7-54)
Pitt. 4—Morris 3-yard run (Anderson kick)	2:02	(11-57)

TEAM STATISTICS

	Steelers	Raiders
First Downs—Rush.—Pass.—Pen.	19 (11-7-1)	14 (4-8-2)
Third & Fourth Down Efficiency	9-16 (56%)	6-14 (43%)
		0-1 (0%)
Net Off. Ydg.—Plays—Avg.	306-66-4.6	179-58-3.1
Rush. Ydg.—Atts.—Avg.	175-39-4.5	57-25-2.3
Net Pass. Ydg.—Yds. Lost Att.	131 (0-0)	122 (5-24)
Passes—Comp.—Int.	27-12-0 (44%)	28-15-0 (54%)
Punt & Kickoff Return Yardage	70	103
Punts—No.—Avg.	5-45.2	6-43.7
Fumbles—No.—Lost	1-0	2-2
Penalties—No.—Yards	8-57	3-10
Time of Possession	32:44	27:16

INDIVIDUAL STATISTICS

Rushing—Steelers—Foster 20-82, Morris 12-50 (1 TD), Williams 5-40, Tomczak 2-3. Raiders—Williams 18-42, Hostettler 3-12, Ralrman 4-3.

Passing—Steelers—Tomczak 27-12 (44%)—131, 2 TD. Raiders—Hostettler 17-8 (47%)—85, Evans 11-7 (64%)—61.

Receiving—Steelers—Thigpen 4-57 (1 TD), Green 2-35 (1 TD), Williams 2-8, Johnson 1-14, Mills 1-10, Foster 1-6, Morris 1-1. Raiders—Jett 4-45, Williams 3-30, Brown 3-21, Glover 2-34, Wright 2-14, Jones 1-2.

Kickoff Returns—Steelers—Stone 1-25. Raiders—Ismail 4-75.

Punt Returns—Steelers—Woodson 4-45. Raiders—Brown 2-28.

Interceptions—Steelers—None. Raiders—None.

Sacks—Steelers—Brown 1-7, Greene 2-13, Lloyd 1-2, Gildon 1-4. Raiders—None.

STEELERS 38, CINCINNATI 15

December 4 at Cincinnati, 59,997 (3:00)

The Steelers took control of the game with a 71-yard return by Charles Johnson on the opening kickoff. Six plays later, Bam Morris gave the Steelers a 7-0 lead with a one-yard rush. Cincinnati evened the score at seven all with a 56-yard pass play followed by a seven-yard touchdown strike from Jeff Blake to Carl Pickens. Pittsburgh added 24 unanswered points including a 27-yard interception return for a touchdown by Rod Woodson and scores by Eric Green (rec.) and Morris (rush). Cincinnati's Blake rushed for a 4th quarter touchdown and added a two-point conversion. Pittsburgh mounted possibly their most impressive drive of the season, as they traveled 62 yards on 16 plays while consuming 8 minutes on the clock. John L. Williams rushed nine times for 43 yards. The offense earned six first downs and was a perfect three-three of third downs during the drive. The Steelers held the ball for 40 minutes during the game, converted a season-high 71% on third downs and rushed for 185 yards.

STEELERS	7	7	7	17	38
Cincinnati	7	0	0	8	15

Pitt. 1—Morris 1-yard run (Anderson kick)	11:20	(6-20)
Cin. 1—Pickens 7-yard pass from Blake (Pelfrey kick)	9:32	(4-69)
Pitt. 2—Green 5-yard pass from O'Donnell (Anderson kick)	8:14	(1-5)
Pitt. 3—Morris 8-yard run (Anderson kick)	0:38	(10-59)
Pitt. 4—Anderson 41-yard field goal	11:27	(6-23)
Pitt. 4—Woodson 27-yard interception return	11:08	
Cin. 4—Blake 5-yard run (Blake 2 point conversion, run)	9:07	(7-53)
Pitt. 4—Hayes 3-yard pass from O'Donnell (Anderson kick)	1:06	(16-62)

TEAM STATISTICS

	Steelers	Bengals
First Downs—Rush.—Pass.—Pen.	23 (13-10-0)	13 (6-5-2)
Third & Fourth Down Efficiency	11-17 (65%)	3-10 (30%)
Net Off. Ydg.—Plays—Avg.	308-72-4.3	195-45-4.3
Rush. Ydg.—Atts.—Avg.	185-47-3.9	76-20-3.8
Net Pass. Ydg.—Yds. Lost Att.	123 (1-8)	119 (5-37)
Passes—Comp.—Int.	24-17-0 (71%)	20-8-2 (40%)
Punt & Kickoff Return Yardage	97	169
Punts—No.—Avg.	3-40.3	3-33.7
Fumbles—No.—Lost	0-0	1-1
Penalties—No.—Yards	10-94	3-15
Time of Possession	40:00	20:00

INDIVIDUAL STATISTICS

Rushing—Steelers—Morris 24-108 (2 TD), Williams 15-60, McAfee 6-18, O'Donnell 2-(-1). Bengals—Blake 3-23, Fenner 6-19, Cothran 5-19, Broussard 6-15.

Passing—Steelers—O'Donnell 24-17(71%)—131, 2 TD. Bengals—Blake 19-8(42%)—156, 1 TD, 2 Int., Broussard 1-0(0%)—0.

Receiving—Steelers—Morris 5-25, Green 4-37 (1 TD), Thigpen 3-38, Mills 2-19, Williams 2-9, Hayes 1-3 (1TD). Bengals—Pickens 4-105 (1 TD). Broussard 2-30, Scott 1-12, Fenner 1-9.

Kickoff Returns—Steelers—Johnson 2-79, Zgonina 1-8. Bengals—Ball 5-125, Hardy 1-28.

Punt Returns—Steelers—Woodson 1-10. Bengals—Pickens 1-16.

Interceptions—Steelers—Woodson 1-27 (1 TD), Lloyd 1-8. Bengals—None.

Sacks—Steelers—Greene 2-11, Brown 1-11, Lloyd 1-7, Woodson 1-8. Bengals—Rucker 1-8.

STEELERS 14, PHILADELPHIA 3

December 11 at Pittsburgh, 55,474 (3:01)

It was a defensive battle from the start as the Eagles took their opening drive to the Steelers' three-yard line, only to come away with an Eddie Murray field goal. Both teams dug in as the Eagles' next five drives ended with five punts. The Steelers could do no better, as they punted four times on six drives. The two teams combined for 185 yards in total offense at the half. The battle of the punters continued through a scoreless third quarter, before the Steelers took the lead with two quick scores in the top of the fourth quarter. Neil O'Donnell found Andre Hastings on two third-down plays, including an 18-yard touchdown strike. Darren Perry intercepted Eagles' quarterback Randall Cunningham on their next series. After three John L. Williams rushes, the last good for the touchdown, Pittsburgh took a 14-3 lead to end the scoring. Williams rushed for a season-high 94 yards on 20 carries. The Steelers set a team record with 53 sacks in 14 games, breaking the old mark of 52 set in 1974 during a 14 game season.

Philadelphia	3	0	0	0	3
STEELERS	0	0	0	0	14

Phi. 1—Murray 21-yard field goal 11:14 (10-32)

Pitt. 4—Hastings 18-yard pass from O'Donnell (Anderson kick) 0:04 (8-83)

Pitt. 4—Williams 3-yard run (Anderson kick) 8:16 (3-17)

TEAM STATISTICS

	Eagles	Steelers
First Downs—Rush.—Pass.—Pen	9 (3-4-2)	20 (13-6-1)
Third & Fourth Down Efficiency	3-14 (21%)	9-18 (50%)
Net Off. Ydg.—Plays—Avg.	105-53-2.0	269-76-3.5
Rush. Ydg.—Atts.—Avg.	71-23-3.1	124-39-3.2
Net Pass. Ydg.—Yds. Lost Att.	34 (3-25)	145 (2-13)
Passes—Comp.—Int.	27-9-1 (33%)	35-19-2 (54%)
Punt & Kickoff Return Yardage	114	72
Punts—No.—Avg.	10-40.1	7-40.7
Fumbles—No.—Lost	1-0	1-1
Penalties—No.—Yards	10-67	6-57
Time of Possession	23:57	36:03

INDIVIDUAL STATISTICS

Rushing—Eagles—Walker 15-52, Joseph 3-10, Cunningham 2-7, Garner 3-2. Steelers—Williams 20-94 (1 TD), Morris 15-43, O'Donnell 3-0, Royals 1-(-13).

Passing—Eagles—Cunningham 27-9(33%)—59, 1 Int. Steelers—O'Donnell 35-19(54%)—158, 1 TD, 1 Int.

Receiving—Eagles—Barnett 4-26, Walker 3-11, Williams 1-13, Johnson 1-9. Steelers—Mills 4-35, Williams 4-17, Hasting 3-53 (1 TD), Johnson 2-23, Thigpen 2-16, Green 1-7, Morris 1-3, Avery 1-2, Keith 1-2.

Kickoff Returns—Eagles—Walker 2-80, Synder 1-19. Steelers—Johnson 2-39.

Punt Returns—Eagles—Snyder 5-15. Steelers—Johnson 6-37, Woodson 1-(-4).

Interceptions—Eagles—Hager 1-0. Steelers—Perry 1-38.

Sacks—Eagles—Thomas 1-6, Jeter 1-7. Steelers—Brown 1-10, Seals 1-4, Figures 1-11.

STEELERS 17, CLEVELAND 7

December 18, at Pittsburgh, 60,808 (3:09)

The Steelers scored on their first two possessions to take a lead they would never relinquish. Pittsburgh opened with a six-play, 69-yard drive, including

a 40-yard touchdown pass to Yancey Thigpen. On their second possession, Pittsburgh went 84 yards in nine plays to take a 14-0 lead. The Steel Trap defense held Cleveland to six plays or less on their first five possessions before giving up just their 16th touchdown of the season in the closing seconds of the half. The Steelers defense held the Browns to just 15 yards in the first quarter, while the Pittsburgh offense gained 170 yards. Neither team could get across mid-field in the third quarter. It appeared the fourth quarter would yield more of the same before a Chad Brown interception set up the game's final score — 49-yard field goal by Gary Anderson. Barry Foster rushed for his third 100-yard game of the season. This was the Steelers' first sweep of the Cleveland series since 1981 and Pittsburgh's fifth consecutive win over Cleveland in Three Rivers Stadium.

Cleveland	0	7	0	0	7
STEELERS	14	0	0	0	17

Pitt. 1—Thigpen 40-yard pass from O'Donnell (Anderson kick)	11:30	(6-69)
Pitt. 1—Foster 1-yard run (Anderson kick)	4:21	(9-84)
Cle. 2—Carrier 14-yard pass from Testaverde (Stover kick)	0:10	(9-84)
Pitt. 4—Anderson 49-yard field goal	9:50	(4-5)

TEAM STATISTICS

	Browns	Steelers
First Downs—Rush.—Pass.—Pen	21 (4-13-4)	18 (5-8-5)
Third & Fourth Down Efficiency	4-13 (31%)	2-12 (17%)
Net Off. Ydg.—Plays—Avg	331-67-4.9	276-61-4.5
Rush. Ydg.—Atts.—Avg	86-24-3.6	123-41-4.0
Net Pass. Ydg.—Yds. Lost Att	245 (1-5)	153 (2-22)
Passes—Comp.—Int.	42-21-2 (50%)	18-10-0 (56%)
Punt & Kickoff Return Yardage	110	31
Punts—No.—Avg	6-38.7	7-37.9
Fumbles—No.—Lost	3-1	0-0
Penalties—No.—Yards	10-96	6-62
Time of Possession	26:34	33:26

INDIVIDUAL STATISTICS

Rushing—Browns—Metcalf 8-26, Byner 7-26, Hoard 8-25, Testaverde 1-9. Steelers—Foster 32-106 (1 TD), Williams 5-15, Mills 1-2, O'Donnell 3-0.

Passing—Browns—Testaverde 42-21(50%)—250, 1 TD, 2 Int. Steelers—O'Donnell 18-10 (56%)—175, 1 TD.

Receiving—Browns—Alexander 5-74, Hoard 5-38, Metcalf 3-21, Carrier 2-40 (1 TD), Byner 2-32, Jackson 2-25, Kinchen 2-20. Steelers—Thigpen 4-74 (1 TD), Green 2-44, Foster 2-13, Mills 1-42, Williams 1-2.

Kickoff Returns—Browns—Baldwin 3-59, Metcalf 1-26. Steelers—Johnson 1-20, Mills 1-6.

Punt Returns—Browns—Carrier 3-25. Steelers—Johnson 2-5.

Interceptions—Browns—None. Steelers—Brown 1-9, Jones 1-0.

Sacks—Browns—Perry 1-13, Burnett 1-9. Steelers—Woodson 1-5.

SAN DIEGO CHARGERS 37, STEELERS 34

December 24, at San Diego, 62,393 (3:12)

Pittsburgh lost a thriller when San Diego's John Carney kicked a 32-yard field goal with three seconds remaining in the game. Three times the score was tied and the lead changed four times. The loss ended the Steelers winning streak at seven games, their longest in 11 years. San Diego scored on three Carney field goals, a 90-yard kick return by Andre Coleman, a touchdown pass from Stan Humphries to Mark Seay and two rushing touchdowns by Natrone Means. For the Steelers, Gary Anderson kicked two field goals, Charles Johnson caught touchdown passes of 19 and 84 yards. Fred McAfee added a rushing touchdown and Andre Hastings another touchdown reception. The points total was the most scored and allowed by the Steelers this season. Greg Lloyd, Rod Woodson, Eric Green and John L. Williams did not dress.

STEELERS	0	13	6	15	34
San Diego	3	14	7	13	37

S.D. 1—Carney 37-yard field goal	6:19	(14-49)
Pitt. 2—Anderson 28-yard field goal	9:09	(9-63)
S.D. 2—Coleman 90-yard kickoff return (Carney kick)	8:53	
Pitt. 2—Anderson 28-yard field goal	3:07	(10-61)
Pitt. 2—Johnson 19-yard pass from O'Donnell (Anderson kick)	1:00	(5-56)
S.D. 2—Seay 2-yard pass from Humphries (Carney kick)	0:26	(5-73)
S.D. 3—Means 2-yard run (Carney kick)	7:12	(17-78)
Pitt. 3—McAfee 6-yard run (2-pt attempt failed)	3:05	(7-83)

Pitt. 4—Johnson 84-yard pass from Tomczak (2-pt conversion Stone pass from Tomczak)	14 48	(2-83)
S.D. 4—Carney 40-yard field goal	10 29	(8-50)
Pitt. 4—Hastings 11-yard pass from Tomczak (Anderson kick)	6 29	(9-84)
S.D. 4—Means 20-yard run (Carney kick)	4 32	(6-44)
S.D. 4—Carney 32-yard field goal	0 03	(7-34)

TEAM STATISTICS

	Steelers	Chargers
First Downs—Rush.—Pass.—Pen.	22 (7-13-2)	21 (4-15-2)
Third & Fourth Down Efficiency	8-15 (53%)	7-16 (44%)
Net Off. Ydg.—Plays—Avg.	442-60-7.3	350-69-5.1
Rush. Ydg.—Atts.—Avg.	136-29-4.7	87-27-3.2
Net Pass. Ydg.—Yds. Lost Att.	306 (2-15)	263 (1-10)
Passes—Comp.—Int.	29-18-0 (62%)	41-24-0 (59%)
Punt & Kickoff Return Yardage	108	230
Punts—No.—Avg.	4-39.3	4-41.5
Fumbles—No.—Lost	2-0	0-0
Penalties—No.—Yards	6-57	3-52
Time of Possession	29:37	30:23

INDIVIDUAL STATISTICS

Rushing—Steelers—Morris 9-56, McAfee 10-38 (1 TD), Foster 6-28, Tomczak 1-13, Stone 1-3, Avery 1-(-1), O'Donnell 1-(-1). Chargers—Means 22-85 (2 TD), Culver 2-4, Bieniemy 1-1, Gilbert 1-1, Harmon 1-(-4).

Passing—Steelers—Tomczak 16-10 (63%)-248, 2 TD; O'Donnell 13-8(62%)-73, 1 TD. Chargers—Humphries 35-21(60%)-249, 1 TD; Gilbert 6-3(50%)-24.

Receiving—Steelers—Hastings 5-52 (1 TD), Johnson 4-165 (2 TD), Stone 3-31, Mills 2-43, Thigpen 2-25, Morris 1-5, Foster 1-0. Chargers—Harmon 6-85, Martin 6-77, Seay 6-57, Jefferson 3-18, Pupunu 2-32, Bieniemy 1-4.

Kickoff Returns—Steelers—Johnson 6-88, Zgonina 1-0. Coleman 6-195 (1 TD), Harmon 1-11.

Punt Returns—Steelers—Johnson 3-20. Gordon 2-24

Interceptions—Steelers—None. Chargers—None.

Sacks—Steelers—Brown 1-10. Chargers. Mims 2-21.

STEELERS IN POSTSEASON

	Overall: 17-13	Home: 9-5	Away: 4-7	Neutral: 4-1	
12-21-47	Eastern Division Playoff	Steelers	Philadelphia	0-21 [L]	35,729
1-6-63	Playoff Bowl	Steelers	Detroit	10-17 [L]	36,284
12-23-72	AFC Divisional Playoff	Steelers	Oakland	13-7 [W]	50,327
12-31-72	AFC Championship	Steelers	Miami	17-21 [L]	50,845
12-22-73	AFC Wild Card	Steelers at	Oakland	14-33 [L]	52,646
12-22-74	AFC Divisional Playoff	Steelers	Buffalo	32-14 [W]	49,841
12-29-74	AFC Championship	Steelers at	Oakland	24-13 [W]	53,800
1-12-75	Super Bowl IX	Steelers	Minnesota	16-6 [W]	80,997
12-27-75	AFC Divisional Playoff	Steelers	Baltimore	28-10 [W]	49,557
1-4-76	AFC Championship	Steelers	Oakland	16-10 [W]	50,609
1-18-76	Super Bowl X	Steelers	Dallas	21-17 [W]	80,187
12-19-76	AFC Divisional Playoff	Steelers at	Baltimore	40-14 [W]	59,296
12-26-76	AFC Championship	Steelers at	Oakland	7-24 [L]	53,821
12-24-77	AFC Divisional Playoff	Steelers at	Denver	21-34 [L]	75,059
12-30-78	AFC Divisional Playoff	Steelers	Denver	33-10 [W]	50,230
1-7-79	AFC Championship	Steelers	Houston	34-5 [W]	50,725
1-21-79	Super Bowl XIII	Steelers	Dallas	35-31 [W]	79,484
12-30-79	AFC Divisional Playoff	Steelers	Miami	34-14 [W]	50,214
1-6-80	AFC Championship	Steelers	Houston	27-13 [W]	50,475
1-20-80	Super Bowl XIV	Steelers	L.A. Rams	31-19 [W]	103,985
1-9-83	AFC Tournament	Steelers	San Diego	28-31 [L]	53,546
1-1-84	AFC Divisional Playoff	Steelers at	L.A. Raiders	10-38 [L]	90,380
12-30-84	AFC Divisional Playoff	Steelers at	Denver	24-17 [W]	74,981
1-6-85	AFC Championship	Steelers at	Miami	28-45 [L]	76,029
12-31-89	AFC Wild Card	Steelers at	Houston	26-23 [W]	58,306
1-7-90	AFC Divisional Playoff	Steelers at	Denver	23-24 [L]	75,868
1-9-93	AFC Divisional Playoff	Steelers	Buffalo	3-24 [L]	60,407
1-8-94	AFC Wild Card	Steelers at	Kansas City	24-27 [L]	74,515
1-7-95	AFC Divisional Playoff	Steelers	Cleveland	29-9 [W]	58,185
1-15-95	AFC Championship	Steelers	San Diego	13-17 [L]	61,545

AFC WILD CARD PLAYOFFS

AFC DIVISIONAL PLAYOFF GAME

STEELERS 29, CLEVELAND BROWNS 9

January 7 at Pittsburgh, 58,185 (2:56)

Pittsburgh scored on its first three possessions on drives of 65, 53 and 74 yards for a 17-0 lead. The Browns made it 17-3 with a 22-yard Matt Stover field goal. Pittsburgh got one more opportunity when Tim McKyer intercepted Vinny Testaverde on the Cleveland 27 yard line and returned it to the six, with 46 seconds remaining in the half. Three plays later, Pittsburgh took a 24-3 halftime lead when Neil O'Donnell hit Yancey Thigpen for a nine-yard grab. The Steelers added a 40-yard Anderson field goal in the third quarter and a safety by Carnell Lake in the fourth quarter. Cleveland drove into Pittsburgh territory just three times in 12 possessions. The Steelers outgained Cleveland 424 yards to 186, 23 first downs to 10 and had 42:27 to 17:33 advantage in time of possession. The victory was Pittsburgh's first playoff win in five years.

Cleveland	0	3	0	6	9
STEELERS	3	21	3	2	29

Pitt. 1—Anderson 39-yard field goal	5:22	(13-65)
Pitt. 2—Green 2-yard pass from O'Donnell (Anderson kick)	14:12	(8-53)
Pitt. 2—JL Williams 26-yard run (Anderson kick)	9:03	(6-74)
Cle. 2—Stover 22-yard field goal	2:37	(6-25)
Pitt. 2—Thigpen 9-yard pass from O'Donnell (Anderson kick)	0:16	(3-6)
Pitt. 3—Anderson 40-yard field goal	2:35	(14-72)
Cle. 4—McCardell 20-yard pass from Testaverde (2-pt conversion failed)	5:53	(3-73)
Pitt. 4—Testaverde sacked by Lake for SAFETY	2:45	

TEAM STATISTICS

	Browns	Steelers
First Downs—Rush.—Pass.—Pen.	10 (3-6-1)	23 (14-9-0)
Third & Fourth Down Efficiency	2-11 (18%)	8-15 (53%)
Net Off. Ydg.—Plays—Avg.	186-50-3.7	424-74-5.7
Rush. Ydg.—Atts.—Avg.	55-17-3.2	238-51-4.7
Net Pass. Ydg.—Yds. Lost Att.	131 (2-13)	186 (0-0)
Passes—Comp.—Int.	31-13-2 (42%)	23-16-0 (70%)
Punt & Kickoff Return Yardage	146	30
Punts—No.—Avg.	5-38.0	5-38.2
Fumbles—No.—Lost	0-0	2-1
Penalties—No.—Yards	2-17	4-50
Time of Possession	17:33	42:27

INDIVIDUAL STATISTICS

Rushing—Browns—Byner 9-43, Hoard 3-8, Metcalf 5-4. Steelers—Foster 24-133, Morris 22-60, JL Williams 2-43 (1 TD), Tomczak 3-2.

Passing—Browns—Testaverde 31-13(42%)—144, 1 TD, 2 Int. Steelers—O'Donnell 23-16(70%)—186, 2 TD.

Receiving—Browns—Jackson 3-47, McCardell 3-47 (1 TD), Metcalf 2-18, Carrier 2-8, Byner 1-14, Hoard 1-5, Kinchen 1-5. Steelers—Mills 5-117, JL Williams 4-20, Green 3-21 (1 TD), Hastings 2-18, Thigpen 2-10 (1TD).

Kickoff Returns—Browns—Metcalf 4-69, Baldwin 1-32, Jones 1-5. Steelers—Johnson 2-28, Woodson 1-2, Green 0-0.

Punt Returns—Browns—Carrier 3-40. Steelers—Woodson 1-0.

Interceptions—Browns—None. Steelers—McKyer 1-21, Perry 1-0.

Sacks—Browns—None. Steelers—Lake 1-4, Buckner 1-9.

AFC CHAMPIONSHIP GAME

SAN DIEGO CHARGERS 17, STEELERS 13

January 15 at Pittsburgh, 61,545 (2:54)

The Chargers used a goal-line stand in the final two minutes to deal Pittsburgh a heart-breaking 17-13 loss before a record crowd of 61,545 at Three Rivers Stadium. Pittsburgh opened the game with a 13-play, 67-yard drive to take a 7-0 lead. Twice the Steelers advanced inside San Diego's 20-yard line and came away with two Gary Anderson field goals. Pittsburgh led 13-3 until midway through the third quarter when Chargers' quarterback Stan Humphries connected with Alfred Pupunu for a 43-yard score. The Steelers, who nearly doubled San Diego's offensive output in all categories, didn't fall behind until there were less than six minutes remaining in the game. A San Diego false start penalty on Harry Swayne nullified a third-down defensive stand to give the Chargers one more chance. On third-down and in need of 14 yards, Humphries hit Tony Martin for a 43-yard score with Tim McKyer in coverage to give the Chargers a 17-13 lead. The Steelers began their final drive at their 17 yard line with 5:13 remaining. Neil O'Donnell, who had AFC Championship game records with 32 completions and 54 pass attempts (349 yards), completed eight of 10 passes on the drive. The Steelers advanced from their 17 yard line to the Chargers' three. On 4th-down and three yards, San Diego LB Dennis Gibson batted down the scoring strike intended for Barry Foster. San Diego controlled the clock for the game's final minute.

San Diego	0	3	7	7	17
STEELERS	7	3	3	0	13

Pitt. 1—J.L. Williams 16-yard run (Anderson kick)	7:28	(13-67)
S.D. 2—Carney 20-yard field goal	3:41	(6-77)
Pitt. 2—Anderson 39-yard field goal	0:09	(12-51)
Pitt. 3—Anderson 23-yard field goal	10:37	(9-50)
S.D. 3—Pupunu 43-yard pass from Humphries	8:03	(5-64)
S.D. 4—Martin 43-yard pass from Humphries	5:13	(8-80)

TEAM STATISTICS

	Chargers	Steelers
First Downs—Rush.—Pass.—Pen.	13 (4-8-1)	22 (4-17-1)
Third & Fourth Down Efficiency	3-11 (27%)	11-20 (55%)
Net Off. Ydg.—Plays—Avg.	226-66-4.8	415-80-5.2
Rush. Ydg.—Atts.—Avg.	66-24-2.8	66-26-2.5
Net Pass. Ydg.—Yds. Lost Att.	160 (1-5)	349 (0-0)
Passes—Comp.—Int.	22-11-1 (50%)	54-32-0 (59%)
Punt & Kickoff Return Yardage	74	73
Punts—No.—Avg.	5-38.4	5-44.4
Fumbles—No.—Lost	0-0	3-1
Penalties—No.—Yards	3-15	8-111
Time of Possession	22:47	37:13

INDIVIDUAL STATISTICS

Rushing—Chargers—Means 20-69, Humphries 4-(-3). Steelers—Foster 20-47, J.L. Williams 3-16, Morris 2-2, O'Donnell 1-1.

Passing—Chargers—Humphries 22-11(50%)—165, 2 TD, 1 Int. Steelers—O'Donnell 54-32(59%)—349, 1 TD.

Receiving—Chargers—Pupunu 4-76 (1 TD), Means 2-19, Jefferson 2-16, Martin 1-43 (1 TD), Mitchell 1-19, Harmon 1-(-8). Steelers—Mills 8-106, J.L. Williams 7-45 (1 TD), Hastings 5-55, Green 4-80, Thigpen 3-35, Foster 3-12, Hayes 1-16, Morris 1-0.

Kickoff Returns—Chargers—Coleman 2-49, Harmon 1-23. Steelers—Johnson 4-73.

Punt Returns—Chargers—Gordon 2-2. Steelers—Woodson 2-10.

Interceptions—Chargers—None. Steelers—Woodson 1-6.

Sacks—Chargers—None. Steelers—Buckner 1-5.

62 YEARS WITH THE STEELERS

1994

BILL COWHER, Head Coach

	Steelers	Opp.	
9/ 4	Dallas	9 26	[L]
9/11	at Cleveland	17 10	[W]
9/18	Indianapolis	31 21	[W]
9/25	at Seattle	13 30	[L]
10/ 3	Houston	30 14	[W]
10/16	Cincinnati	14 10	[W]
10/23	at New York Giants	10 6	[W]
10/30	at Arizona (OT)	17 20	[L]
11/ 6	at Houston (OT)	12 9	[W]
11/14	Buffalo	23 10	[W]
11/20	Miami (OT)	16 13	[W]
11/27	at L.A. Raiders	21 3	[W]
12/ 4	at Cincinnati	38 15	[W]
12/11	Philadelphia	14 3	[W]
12/18	Cleveland	17 7	[W]
12/24	at San Diego	34 37	[L]

Won 12 Lost 4 (H 7-1, A 5-3) 316 234

AFC Playoff Game

1/ 7 Cleveland 29 9 [W]

AFC Championship Game

1/15 San Diego 13 17 [L]

1993

BILL COWHER, Head Coach

	Steelers	Opp.	
9/ 5	San Francisco	13 24	[L]
9/12	at Los Angeles Rams	0 27	[L]
9/19	Cincinnati	34 7	[W]
9/27	at Atlanta	45 17	[W]
10/ 3	AFC Central idle		
10/10	San Diego	16 3	[W]
10/17	New Orleans	37 14	[W]
10/24	at Cleveland	23 28	[L]
10/31	AFC Central idle		
11/ 7	at Cincinnati	24 16	[W]
11/15	Buffalo	23 0	[W]
11/21	at Denver	13 37	[L]
11/28	at Houston	3 23	[L]
12/ 5	New England	17 14	[W]
12/13	at Miami	21 20	[W]
12/19	Houston	17 26	[L]
12/26	at Seattle	6 16	[L]
1/ 2	Cleveland	16 9	[W]

Won 9, Lost 7 (H 6-2, A 3-5) 308 281

AFC Wild Card Playoff Game

1/ 8 at Kansas City (OT) 24 27 [L]

1992

BILL COWHER, Head Coach

	Steelers	Opp.	
9/ 6	at Houston	29 24	[W]
9/13	New York Jets	27 10	[W]
9/20	at San Diego	23 6	[W]
9/27	at Green Bay	3 17	[L]
10/ 4	AFC Central idle		
10/11	at Cleveland	9 17	[L]
10/19	Cincinnati	20 0	[W]
10/25	at Kansas City	27 3	[W]
11/ 1	Houston	21 20	[W]
11/ 8	at Buffalo	20 28	[L]
11/15	Detroit	17 14	[W]
11/22	Indianapolis	30 14	[W]
11/29	at Cincinnati	21 9	[W]
12/ 6	Seattle	20 14	[W]
12/13	at Chicago	6 30	[L]
12/20	Minnesota	3 6	[L]
12/27	Cleveland	23 13	[W]

Won 11, Lost 5 (H 7-1, A 4-4) 299 225

AFC Playoff Game

1/ 9 Buffalo 3 24 [L]

1991

CHUCK NOLL, Head Coach

	Steelers	Opp.	
9/ 1	San Diego	26 20	[W]
9/ 8	at Buffalo	34 52	[L]

9/15	New England	20 6	[W]
9/22	at Philadelphia	14 23	[L]
9/29	AFC Central idle		
10/ 6	at Indianapolis	21 3	[W]
10/14	New York Giants	20 23	[L]
10/20	Seattle	7 27	[L]
10/27	at Cleveland	14 17	[L]
11/ 3	at Denver	13 20	[L]
11/10	at Cincinnati (OT)	33 27	[W]
11/17	Washington	14 41	[L]
11/24	Houston	26 14	[W]
11/28	at Dallas	10 20	[L]
12/ 8	at Houston	6 31	[L]
12/15	Cincinnati	17 10	[W]
12/22	Cleveland	17 10	[W]

Won 7, Lost 9 (H 5-3, A 2-6) 292 344

1990

CHUCK NOLL, Head Coach

	Steelers	Opp.	
9/ 9	at Cleveland	3 13	[L]
9/16	Houston	20 9	[W]
9/23	at L.A. Raiders	3 20	[L]
9/30	Miami	6 28	[L]
10/ 7	San Diego	36 14	[W]
10/14	at Denver	34 17	[W]
10/21	at San Francisco	7 27	[L]
10/29	L.A. Rams	41 10	[W]
11/ 4	Atlanta	21 9	[W]
11/11	AFC Central idle		
11/18	at Cincinnati	3 27	[L]
11/25	at New York Jets	24 7	[W]
12/ 2	Cincinnati	12 16	[L]
12/ 9	**New England	24 3	[W]
12/16	at New Orleans	9 6	[W]
12/23	Cleveland	35 0	[W]
12/30	at Houston	14 34	[L]

Won 9, Lost 7 (H 6-2, A 3-5) 292 240

**Noll's 200th win

1989

CHUCK NOLL, Head Coach

	Steelers	Opp.	
9/10	Cleveland	0 51	[L]
9/17	at Cincinnati	10 41	[L]
9/24	Minnesota	27 14	[W]
10/ 1	at Detroit	23 3	[W]
10/ 8	Cincinnati	16 26	[L]
10/15	at Cleveland	17 7	[W]
10/22	at Houston	0 27	[L]
10/29	Kansas City	23 17	[W]
11/ 5	at Denver	7 34	[L]
11/12	Chicago	0 20	[L]
11/19	San Diego	20 17	[W]
11/26	at Miami	34 14	[W]
12/ 3	Houston	16 23	[L]
12/10	at New York Jets	13 0	[W]
12/17	New England	28 10	[W]
12/24	at Tampa Bay	31 22	[W]

Won 9, Lost 7 (H 4-4, A 5-3) 265 326

AFC Wild Card Playoff Game

12/31 at Houston (OT) 26 23 [W]

AFC Playoff Game

1/ 7 at Denver 23 24 [L]

1988

CHUCK NOLL, Head Coach

	Steelers	Opp.	
9/ 4	Dallas	24 21	[W]
9/11	at Washington	29 30	[L]
9/18	Cincinnati	12 17	[L]
9/25	at Buffalo	28 36	[L]
10/ 2	Cleveland	9 23	[L]
10/ 9	at Phoenix	14 31	[L]
10/16	Houston	14 34	[L]
10/23	Denver	39 21	[W]
10/30	at New York Jets	20 24	[L]
11/ 6	at Cincinnati	7 42	[L]
11/13	Philadelphia	26 27	[L]
11/20	at Cleveland	7 27	[L]

11/27	Kansas City	16	10	[W]
12/ 4	at Houston	37	34	[W]
12/11	at San Diego	14	20	[L]
12/18	Miami	40	24	[W]

Won 5, Lost 11 (H 4-4, A 1-7) 336 421

1987

CHUCK NOLL, Head Coach

		Steelers	Opp.	
9/13	San Francisco	30	17	[W]
9/20	at Cleveland	10	34	[L]
9/27	New York Jets	(Cancelled)		
10/ 4	at Atlanta	28	12	[W]
10/11	at Los Angeles Rams	21	31	[L]
10/18	Indianapolis	21	7	[W]
10/25	Cincinnati	23	20	[W]
11/ 1	at Miami	24	35	[L]
11/ 8	at Kansas City	17	16	[W]
11/15	Houston	3	23	[L]
11/22	at Cincinnati	30	16	[W]
11/29	New Orleans	16	20	[L]
12/ 6	Seattle	13	9	[W]
12/13	at San Diego	20	16	[W]
12/20	at Houston	16	24	[L]
12/26	Cleveland	13	19	[L]

Won 8, Lost 7 (H 4-3, A 4-4) 285 299

1986

CHUCK NOLL, Head Coach

		Steelers	Opp.	
9/ 7	at Seattle	0	30	[L]
9/15	Denver	10	21	[L]
9/21	at Minnesota	7	31	[L]
9/28	at Houston (OT)	22	16	[W]
10/ 5	Cleveland	24	27	[L]
10/13	at Cincinnati	22	24	[L]
10/19	New England	0	34	[L]
10/26	Cincinnati	30	9	[W]
11/ 2	Green Bay	27	3	[W]
11/ 9	at Buffalo	12	16	[L]
11/16	Houston	21	10	[W]
11/23	at Cleveland (OT)	31	37	[L]
11/30	at Chicago (OT)	10	13	[L]
12/ 7	Detroit	27	17	[W]
12/13	at New York Jets	45	24	[W]
12/21	Kansas City	19	24	[L]

Won 6, Lost 10 (H 4-4, A 2-6) 307 336

1985

CHUCK NOLL, Head Coach

		Steelers	Opp.	
9/ 8	Indianapolis	45	3	[W]
9/16	at Cleveland	7	17	[L]
9/22	Houston	20	0	[W]
9/30	Cincinnati	24	37	[L]
10/ 6	at Miami	20	24	[L]
10/13	at Dallas	13	27	[L]
10/20	St. Louis	23	10	[W]
10/27	at Cincinnati	21	26	[L]
11/ 3	Cleveland	10	9	[W]
11/10	at Kansas City	36	28	[W]
11/17	at Houston	30	7	[W]
11/24	Washington	23	30	[L]
12/ 1	Denver	23	31	[L]
12/ 8	at San Diego	44	54	[L]
12/15	Buffalo	30	24	[W]
12/21	at New York Giants	10	28	[L]

Won 7, Lost 9 (H 5-3, A 2-6) 379 355

1984

CHUCK NOLL, Head Coach

		Steelers	Opp.	
9/ 2	Kansas City	27	37	[L]
9/ 6	at New York Jets	23	17	[W]
9/16	Los Angeles Rams	24	14	[W]
9/23	at Cleveland	10	20	[L]
10/ 1	**Cincinnati	38	17	[W]
10/ 7	Miami	7	31	[L]
10/14	at San Francisco	20	17	[W]
10/21	at Indianapolis	16	17	[L]
10/28	Atlanta	35	10	[W]
11/ 4	Houston	35	7	[W]
11/11	at Cincinnati	20	22	[L]
11/19	at New Orleans	24	27	[L]
11/25	San Diego	52	24	[W]

12/ 2	at Houston (OT)	20	23	[L]
12/ 9	Cleveland	23	20	[W]
12/16	at L.A. Raiders	13	7	[W]

Won 9, Lost 7 (H 6-2, A 3-5) 387 310

* Noll's 150th win

AFC Playoff Game

12/30	at Denver	24	17	[W]
-------	-----------	----	----	-----

AFC Championship Game

1/ 6	at Miami	28	45	[L]
------	----------	----	----	-----

1983

CHUCK NOLL, Head Coach

		Steelers	Opp.	
9/ 4	Denver	10	14	[L]
9/11	at Green Bay	25	21	[W]
9/18	at Houston	40	28	[W]
9/25	New England	23	28	[L]
10/ 2	Houston	17	10	[W]
10/10	at Cincinnati	24	14	[W]
10/16	Cleveland	44	17	[W]
10/23	at Seattle	27	21	[W]
10/30	Tampa Bay	17	12	[W]
11/ 6	San Diego	26	3	[W]
11/13	at Baltimore	24	13	[W]
11/20	Minnesota	14	17	[L]
11/24	at Detroit	3	45	[L]
12/ 4	Cincinnati	10	23	[L]
12/10	at New York Jets	34	7	[W]
12/18	at Cleveland	17	30	[L]

Won 10, Lost 6 (H 4-4, A 6-2) 355 303

AFC Playoff Game

1/ 1	at L.A. Raiders	10	38	[L]
------	-----------------	----	----	-----

1982

CHUCK NOLL, Head Coach

		Steelers	Opp.	
9/13	at Dallas	36	28	[W]
9/19	Cincinnati (OT)	26	20	[W]
9/26	New York Giants	(Cancelled)		
10/ 3	at Denver	(Cancelled)		
10/11	Philadelphia	(Cancelled)		
10/17	at Washington	(Cancelled)		
10/24	Cleveland	(Postponed)		
10/31	at Cincinnati	(Cancelled)		
11/ 7	Houston	(Cancelled)		
11/14	New York Jets	(Cancelled)		
11/21	at Houston	24	10	[W]
11/28	at Seattle	0	16	[L]
12/ 5	Kansas City	35	14	[W]
12/12	at Buffalo	0	13	[L]
12/19	at Cleveland	9	10	[L]
12/26	New England	37	14	[W]
1/ 2	Cleveland	37	21	[W]

Won 6, Lost 3 (H 4-0, A 2-3) 204 146

AFC Tournament

1/ 9	San Diego	28	31	[L]
------	-----------	----	----	-----

1981

CHUCK NOLL, Head Coach

		Steelers	Opp.	
9/ 6	Kansas City	33	37	[L]
9/10	at Miami	10	30	[L]
9/20	New York Jets	38	10	[W]
9/27	New England (OT)	27	21	[W]
10/ 4	at New Orleans	20	6	[W]
10/11	Cleveland	13	7	[W]
10/18	at Cincinnati	7	34	[L]
10/26	Houston	26	13	[W]
11/ 1	San Francisco	14	17	[L]
11/ 8	at Seattle	21	24	[L]
11/15	at Atlanta	34	20	[W]
11/22	at Cleveland	32	10	[W]
11/29	Los Angeles	24	0	[W]
12/ 7	at Oakland	27	30	[L]
12/13	Cincinnati	10	17	[L]
12/20	at Houston	20	21	[L]

Won 8, Lost 8 (H 5-3, A 3-5) 356 297

1980

CHUCK NOLL, Head Coach

		Steelers	Opp.	
9/ 7	Houston	31	17	[W]
9/14	at Baltimore	20	17	[W]
9/21	at Cincinnati	28	30	[L]

9/28	Chicago	38	3	[W]
10/ 5	at Minnesota	23	17	[W]
10/12	Cincinnati	16	17	[L]
10/20	Oakland	34	45	[L]
10/26	at Cleveland	26	27	[L]
11/ 2	Green Bay	22	20	[W]
11/ 9	at Tampa Bay	24	21	[W]
11/16	Cleveland	16	13	[W]
11/23	at Buffalo	13	28	[L]
11/30	Miami	23	10	[W]
12/ 4	at Houston	0	6	[L]
12/14	Kansas City	21	16	[W]
12/22	at San Diego	17	26	[L]

Won 9. Lost 7 (H 6-2, A 3-5) 352 313

1979

CHUCK NOLL, Head Coach

	Steelers	Opp.	
*9/ 3	at New England (OT)	16	13 [W]
9/ 9	Houston	38	7 [W]
9/16	at St. Louis	24	21 [W]
9/23	Baltimore	17	13 [W]
9/30	at Philadelphia	14	17 [L]
10/ 7	at Cleveland	51	35 [W]
10/14	at Cincinnati	10	34 [L]
10/22	Denver	42	7 [W]
10/28	Dallas	14	3 [W]
11/ 4	Washington	38	7 [W]
11/11	at Kansas City	30	3 [W]
11/18	at San Diego	7	35 [L]
11/25	Cleveland (OT)	33	30 [W]
12/ 2	Cincinnati	37	17 [W]
12/10	at Houston	17	20 [L]
12/16	Buffalo	28	0 [W]

Won 12. Lost 4 (H 8-0, A 4-4) 416 262

*Noll's 100th win

AFC Playoff Game

12/30	Miami	34	14	[W]
-------	-------	----	----	-----

AFC Championship Game

1/ 6	Houston	27	13	[W]
------	---------	----	----	-----

SUPER BOWL XIV (Pasadena, Ca.)

1/20	Los Angeles	31	19	[W]
------	-------------	----	----	-----

1978

CHUCK NOLL, Head Coach

	Steelers	Opp.	
9/ 3	at Buffalo	28	17 [W]
9/10	Seattle	21	10 [W]
9/17	at Cincinnati	28	3 [W]
9/24	Cleveland (OT)	15	9 [W]
10/ 1	at New York Jets	28	17 [W]
10/ 8	Atlanta	31	7 [W]
10/15	at Cleveland	34	14 [W]
10/23	Houston	17	24 [L]
10/29	Kansas City	27	24 [W]
11/ 5	New Orleans	20	14 [W]
11/12	at Los Angeles	7	10 [L]
11/19	Cincinnati	7	6 [W]
11/27	at San Francisco	24	7 [W]
12/ 3	at Houston	13	3 [W]
12/ 9	Baltimore	35	13 [W]
12/16	at Denver	21	17 [W]

Won 14. Lost 2 (H 7-1, A 7-1) 356 195

AFC Playoff Game

12/30	Denver	33	10	[W]
-------	--------	----	----	-----

AFC Championship Game

1/ 7	Houston	34	5	[W]
------	---------	----	---	-----

SUPER BOWL XIII (Miami, Fla.)

1/21	Dallas	35	31	[W]
------	--------	----	----	-----

1977

CHUCK NOLL, Head Coach

	Steelers	Opp.	
9/19	San Francisco	27	0 [W]
9/25	Oakland	7	16 [L]
10/ 2	at Cleveland	28	14 [W]
10/ 9	at Houston	10	27 [L]
10/17	Cincinnati	20	14 [W]
10/23	Houston	27	10 [W]
10/30	at Baltimore	21	31 [L]
11/ 6	at Denver	7	21 [L]
11/13	Cleveland	35	31 [W]
11/20	Dallas	28	13 [W]
11/27	at New York Jets	23	20 [W]

12/ 4	Seattle	30	20	[W]
12/10	at Cincinnati	10	17	[L]
12/18	at San Diego	10	9	[W]

Won 9. Lost 5 (H 6-1, A 3-4) 283 243

AFC Playoff Game

12/24	at Denver	21	34	[L]
-------	-----------	----	----	-----

1976

CHUCK NOLL, Head Coach

	Steelers	Opp.	
9/12	at Oakland	28	31 [L]
9/19	Cleveland	31	14 [W]
9/26	New England	27	30 [L]
10/ 4	at Minnesota	6	17 [L]
10/10	at Cleveland	16	18 [L]
10/17	Cincinnati	23	6 [W]
10/24	at New York Giants	27	0 [W]
10/31	San Diego	23	0 [W]
11/ 7	at Kansas City	45	0 [W]
11/14	Miami	14	3 [W]
11/21	Houston	32	16 [W]
11/28	at Cincinnati	7	3 [W]
12/ 5	Tampa Bay	42	0 [W]
12/11	at Houston	21	0 [W]

Won 10. Lost 4 (H 8-1, A 4-3) 342 138

AFC Playoff Game

12/19	at Baltimore	40	14	[W]
-------	--------------	----	----	-----

AFC Championship Game

12/26	at Oakland	7	24	[L]
-------	------------	---	----	-----

1975

CHUCK NOLL, Head Coach

	Steelers	Opp.	
9/21	at San Diego	37	0 [W]
9/28	Buffalo	21	30 [L]
10/ 5	at Cleveland	42	6 [W]
10/12	Denver	20	9 [W]
10/19	Chicago	34	3 [W]
10/26	at Green Bay	16	13 [W]
11/ 2	at Cincinnati	30	24 [W]
11/ 9	Houston	24	17 [W]
11/16	Kansas City	28	3 [W]
11/24	at Houston	32	9 [W]
11/30	at New York Jets	20	7 [W]
12/ 7	Cleveland	31	17 [W]
12/13	Cincinnati	35	14 [W]
12/20	at Los Angeles	3	10 [L]

Won 12. Lost 2 (H 6-1, A 6-1) 373 162

AFC Playoff Game

12/27	Baltimore	28	10	[W]
-------	-----------	----	----	-----

AFC Championship Game

1/ 4	Oakland	16	10	[W]
------	---------	----	----	-----

SUPER BOWL X (Miami, Fla.)

1/18	Dallas	21	17	[W]
------	--------	----	----	-----

1974

CHUCK NOLL, Head Coach

	Steelers	Opp.	
9/15	Baltimore	30	0 [W]
9/22	at Denver (OT)	35	35 [T]
9/29	Oakland	0	17 [L]
10/ 6	at Houston	13	7 [W]
10/13	at Kansas City	34	24 [W]
10/20	Cleveland	20	16 [W]
10/28	Atlanta	24	17 [W]
11/ 3	Philadelphia	27	0 [W]
11/10	at Cincinnati	10	17 [L]
11/17	at Cleveland	26	16 [W]
11/25	at New Orleans	28	7 [W]
12/ 1	Houston	10	13 [L]
12/ 8	at New England	21	17 [W]
12/14	Cincinnati	27	3 [W]

Won 10. Lost 3. Tied 1 305 189

(H 5-2, A 5-1-1)

AFC Playoff Game

12/22	Buffalo	32	14	[W]
-------	---------	----	----	-----

AFC Championship Game

12/29	at Oakland	24	13	[W]
-------	------------	----	----	-----

SUPER BOWL IX (New Orleans, La.)

1/12	Minnesota	16	6	[W]
------	-----------	----	---	-----

1973

CHUCK NOLL, Head Coach

	Steelers	Opp.
9/16 Detroit	24	10 [W]
9/23 Cleveland	33	6 [W]
9/30 at Houston	36	7 [W]
10/7 San Diego	38	21 [W]
10/14 at Cincinnati	7	19 [L]
10/21 New York Jets	26	14 [W]
10/28 Cincinnati	20	13 [W]
11/5 Washington	21	16 [W]
11/11 at Oakland	17	9 [W]
11/18 Denver	13	23 [L]
11/25 at Cleveland	16	21 [L]
12/3 at Miami	26	30 [L]
12/9 Houston	33	7 [W]
12/15 at San Francisco	37	14 [W]

Won 10, Lost 4 (H 7-1, A 3-3) 347 210

AFC Wild Card Playoff Game

12/22 at Oakland 14 33 [L]

1972

CHUCK NOLL, Head Coach

	Steelers	Opp.
9/17 Oakland	34	28 [W]
9/24 at Cincinnati	10	15 [L]
10/1 at St. Louis	25	19 [W]
10/8 at Dallas	13	17 [L]
10/15 Houston	24	7 [W]
10/22 New England	33	3 [W]
10/29 at Buffalo	38	21 [W]
11/5 Cincinnati	40	17 [W]
11/12 Kansas City	16	7 [W]
11/19 at Cleveland	24	26 [L]
11/26 Minnesota	23	10 [W]
12/3 Cleveland	30	0 [W]
12/10 at Houston	9	3 [W]
12/17 at San Diego	24	2 [W]

Won 11, Lost 3 (H 7-0, A 4-3) 343 175

AFC Playoff Game

12/23 Oakland 13 7 [W]

AFC Championship Game

12/31 Miami 17 21 [L]

1971

CHUCK NOLL, Head Coach

	Steelers	Opp.
9/19 at Chicago	15	17 [L]
9/26 Cincinnati	21	10 [W]
10/3 San Diego	21	17 [W]
10/10 at Cleveland	17	27 [L]
10/18 at Kansas City	16	38 [L]
10/24 Houston	23	16 [W]
10/31 at Baltimore	21	34 [L]
11/7 Cleveland	26	9 [W]
11/14 at Miami	21	24 [L]
11/21 New York Giants	17	13 [W]
11/28 Denver	10	22 [L]
12/5 at Houston	3	29 [L]
12/12 at Cincinnati	21	13 [W]
12/19 Los Angeles	14	23 [L]

Won 5, Lost 8 (H 5-2, A 1-6) 246 292

1970

CHUCK NOLL, Head Coach

	Steelers	Opp.
9/20 Houston	7	19 [L]
9/27 at Denver	13	16 [L]
10/3 at Cleveland	7	15 [L]
10/11 Buffalo	23	10 [W]
10/18 at Houston	7	3 [W]
10/25 at Oakland	14	31 [L]
11/2 Cincinnati	21	10 [W]
11/8 New York Jets	21	17 [W]
11/15 Kansas City	14	31 [L]
11/22 at Cincinnati	7	34 [L]
11/29 Cleveland	28	9 [W]
12/6 Green Bay	12	20 [L]
12/13 at Atlanta	16	27 [L]
12/20 at Philadelphia	20	30 [L]

Won 5, Lost 9 (H 4-3, A 1-6) 210 272

1969

CHUCK NOLL, Head Coach

	Steelers	Opp.
9/21 Detroit	16	13 [W]
9/28 at Philadelphia	27	41 [L]

10/5 St. Louis	14	27 [L]
10/12 at New York	7	10 [L]
10/18 at Cleveland	31	42 [L]
10/26 Washington	7	14 [L]
11/2 Green Bay	34	38 [L]
11/9 at Chicago	7	38 [L]
11/16 Cleveland	3	24 [L]
11/23 at Minnesota	14	52 [L]
11/30 at St. Louis	10	47 [L]
12/7 Dallas	7	10 [L]
12/14 New York	17	21 [L]
12/21 at New Orleans	24	27 [L]

Won 1, Lost 13 (H 7-6, A 0-7) 218 404

1968

BILL AUSTIN, Head Coach

	Steelers	Opp.
9/15 New York	20	34 [L]
9/22 at Los Angeles	10	45 [L]
9/29 Baltimore	7	41 [L]
10/5 at Cleveland	24	31 [L]
10/13 at Washington	13	16 [L]
10/20 New Orleans	12	16 [L]
10/27 Philadelphia	6	3 [W]
11/3 at Atlanta	41	21 [W]
11/10 at St. Louis	28	28 [T]
11/17 Cleveland	24	45 [L]
11/24 San Francisco	28	45 [L]
12/1 St. Louis	10	20 [L]
12/8 at Dallas	7	28 [L]
12/15 at New Orleans	14	24 [L]

Won 2, Lost 11, Tied 1 244 397

(H 1-6, A 1-5-T)

1967

BILL AUSTIN, Head Coach

	Steelers	Opp.
9/17 Chicago	41	13 [W]
9/24 St. Louis	14	28 [L]
10/1 at Philadelphia	24	34 [L]
10/7 at Cleveland	10	21 [L]
10/15 New York	24	27 [L]
10/22 Dallas	21	24 [L]
10/29 at New Orleans	14	10 [W]
11/5 Cleveland	14	34 [L]
11/12 at St. Louis	14	14 [T]
11/19 at New York	20	28 [L]
11/26 Minnesota	27	41 [L]
12/3 at Detroit	24	14 [W]
12/10 Washington	10	15 [L]
12/17 at Green Bay	24	17 [W]

Won 4, Lost 9, Tied 1 281 320

(H 1-6, A 3-3-T)

1966

BILL AUSTIN, Head Coach

	Steelers	Opp.
9/11 New York	34	34 [T]
9/18 Detroit	17	3 [W]
9/25 Washington	27	33 [L]
10/2 at Washington	10	24 [L]
10/8 at Cleveland	10	41 [L]
10/16 Philadelphia	14	31 [L]
10/30 at Dallas	21	52 [L]
11/6 Cleveland	16	6 [W]
11/13 St. Louis	30	9 [W]
11/20 Dallas	7	20 [L]
11/27 at St. Louis	3	6 [L]
12/4 at Philadelphia	23	27 [L]
12/11 at New York	47	28 [W]
12/18 at Atlanta	57	33 [W]

Won 5, Lost 8, Tied 1 316 347

(H 3-3-1, A 2-5)

1965

MIKE NIXON, Head Coach

	Steelers	Opp.
9/19 Green Bay	9	41 [L]
9/26 at San Francisco	17	27 [L]
10/3 New York	13	23 [L]
10/9 at Cleveland	19	24 [L]
10/17 St. Louis	7	20 [L]
10/24 at Philadelphia	20	14 [W]
10/31 Dallas	22	13 [W]
11/7 at St. Louis	17	21 [L]
11/4 at Dallas	17	24 [L]
11/21 Washington	3	31 [L]
11/28 Cleveland	21	42 [L]

12/ 5 at New York	10	35	[L]
12/12 Philadelphia	13	47	[L]
12/19 at Washington	14	35	[L]

Won 2, Lost 12 (H 1-6, A 1-6) 202 397

1964

BUDDY PARKER, Head Coach

	Steelers	Opp.	
9/13 Los Angeles	14	26	[L]
9/20 New York	27	24	[W]
9/27 Dallas	23	17	[W]
10/ 4 at Philadelphia	7	21	[L]
10/10 at Cleveland	23	7	[W]
10/18 at Minnesota	10	30	[L]
10/25 Philadelphia	10	34	[L]
11/ 1 Cleveland	17	30	[L]
11/ 8 at St. Louis	30	34	[L]
11/15 Washington	0	30	[L]
11/22 at New York	44	17	[W]
11/29 St. Louis	20	21	[L]
12/ 6 at Washington	14	7	[W]
12/13 at Dallas	14	17	[L]

Won 5, Lost 9 (H 2-5, A 3-4) 253 315

1963

BUDDY PARKER, Head Coach

	Steelers	Opp.	
9/15 at Philadelphia	21	21	[T]
9/22 New York	31	0	[W]
9/29 St. Louis	23	10	[W]
10/ 5 at Cleveland	23	35	[L]
10/13 at St. Louis	23	24	[L]
10/20 Washington	38	27	[W]
10/27 Dallas	27	21	[W]
11/ 3 at Green Bay	14	33	[L]
11/10 Cleveland	9	7	[W]
11/17 at Washington	34	28	[W]
11/24 Chicago	17	17	[T]
12/ 1 Philadelphia	20	20	[T]
12/ 8 at Dallas	24	19	[W]
12/15 at New York	17	33	[L]

Won 7, Lost 4, Tied 3 321 295
(H 5-0-2, A 2-4-1)

1962

BUDDY PARKER, Head Coach

	Steelers	Opp.	
9/16 at Detroit	7	45	[L]
9/23 at Dallas	30	28	[W]
9/30 New York	27	31	[L]
10/ 6 Philadelphia	13	7	[W]
10/14 at New York	20	17	[W]
10/21 Dallas	27	42	[L]
10/28 Cleveland	14	41	[L]
11/ 4 Minnesota	39	31	[W]
11/11 at St. Louis	26	17	[W]
11/18 Washington	23	21	[W]
11/25 at Cleveland	14	35	[L]
12/ 2 St. Louis	19	7	[W]
12/ 9 at Philadelphia	26	17	[W]
12/16 at Washington	27	24	[W]

Won 9, Lost 5 (H 4-3, A 5-2) 312 363

Playoff Bowl (Miami, Fla.)

1/ 6 Detroit	10	17	[L]
--------------	----	----	-----

1961

BUDDY PARKER, Head Coach

	Steelers	Opp.	
9/17 at Dallas	24	27	[L]
9/24 New York	14	17	[L]
10/ 1 at Los Angeles	14	24	[L]
10/ 8 at Philadelphia	16	21	[L]
10/15 Washington	20	0	[W]
10/22 Cleveland	28	30	[L]
10/29 San Francisco	20	10	[W]
11/ 5 at Cleveland	17	13	[W]
11/12 Dallas	37	7	[W]
11/19 at New York	21	42	[L]
11/26 St. Louis	30	27	[W]
12/ 3 Philadelphia	24	35	[L]
12/10 at Washington	30	14	[W]
12/17 at St. Louis	0	20	[L]

Won 6, Lost 8 (H 4-3, A 2-5) 295 287

1960

BUDDY PARKER, Head Coach

	Steelers	Opp.	
9/24 at Dallas	35	28	[W]
10/ 2 at Cleveland	20	28	[L]
10/ 9 New York	17	19	[L]
10/16 St. Louis	27	14	[W]
10/23 at Washington	27	27	[T]
10/30 Green Bay	13	19	[L]
11/ 6 at Philadelphia	7	34	[L]
11/13 at New York	24	27	[L]
11/20 Cleveland	14	10	[W]
11/27 Washington	22	10	[W]
12/11 Philadelphia	27	21	[W]
12/18 at St. Louis	7	38	[L]

Won 5, Lost 6, Tied 1 240 275
(H 4-2, A 1-4-1)

1959

BUDDY PARKER, Head Coach

	Steelers	Opp.	
9/26 Cleveland	17	7	[W]
10/ 4 Washington	17	23	[L]
10/11 at Philadelphia	24	28	[L]
10/18 at Washington	27	6	[W]
10/25 New York	16	21	[L]
11/ 1 at Chicago Cards	24	45	[L]
11/ 8 Detroit	10	10	[T]
11/15 at New York	14	9	[W]
11/22 at Cleveland	21	20	[W]
11/29 Philadelphia	31	0	[W]
12/ 6 at Chicago Bears	21	27	[L]
12/13 Chicago Cards	35	20	[W]

Won 6, Lost 5, Tied 1 257 216
(H 3-2-1, A 3-3)

1958

BUDDY PARKER, Head Coach

	Steelers	Opp.	
9/28 at San Francisco	20	23	[L]
10/ 5 Cleveland	12	45	[L]
10/12 Philadelphia	24	3	[W]
10/19 at Cleveland	10	27	[L]
10/26 at New York	6	17	[L]
11/ 2 Washington	24	16	[W]
11/ 9 at Philadelphia	31	24	[W]
11/16 New York	31	10	[W]
11/23 at Chicago Cards	27	20	[W]
11/30 Chicago Bears	24	10	[W]
12/ 7 at Washington	14	14	[T]
12/13 Chicago Cards	38	21	[W]

Won 7, Lost 4, Tied 1 261 230
(H 5-1, A 2-3-1)

1957

BUDDY PARKER, Head Coach

	Steelers	Opp.	
9/29 Washington	28	7	[W]
10/ 5 Cleveland	12	23	[L]
10/13 Chicago Cards	29	20	[W]
10/20 at New York	0	35	[L]
10/27 Philadelphia	6	0	[W]
11/ 3 at Baltimore	19	13	[W]
11/10 at Cleveland	0	24	[L]
11/24 Green Bay	10	27	[L]
12/ 1 at Philadelphia	6	7	[L]
12/ 7 New York	21	10	[W]
12/15 at Washington	3	10	[L]
12/22 at Chicago Cards	27	2	[W]

Won 6, Lost 6 (H 4-2, A 2-4) 161 178

1956

WALT KIESLING, Head Coach

	Steelers	Opp.	
9/30 Washington	30	13	[W]
10/ 6 Cleveland	10	14	[L]
10/14 Philadelphia	21	35	[L]
10/21 at New York	10	38	[L]
10/28 at Cleveland	24	16	[W]
11/ 4 New York	14	17	[L]
11/11 at Philadelphia	7	14	[L]
11/18 Chicago Cards	14	7	[W]
11/25 at Chicago Cards	27	38	[L]
12/ 2 Los Angeles	30	13	[W]
12/ 9 at Detroit	7	45	[L]
12/16 at Washington	23	0	[W]

Won 5, Lost 7 (H 3-3, A 2-4) 217 250

1955

WALT KIESLING, Head Coach

	Steelers	Opp.
9/26 Chicago Cards	14	7 [W]
10/ 2 at Los Angeles	26	27 [L]
10/ 9 New York	30	23 [W]
10/15 Philadelphia	13	7 [W]
10/23 at New York	19	17 [W]
10/30 at Philadelphia	0	24 [L]
11/ 5 at Chicago Cards	13	27 [L]
11/13 Detroit	28	31 [L]
11/20 at Cleveland	14	41 [L]
11/27 Washington	14	23 [L]
12/ 4 Cleveland	7	30 [L]
12/11 at Washington	17	28 [L]

Won 4, Lost 8 (H 3-3, A 1-5) 195 285

1954

WALT KIESLING, Head Coach

	Steelers	Opp.
9/26 at Green Bay	21	20 [W]
10/ 2 Washington	37	7 [W]
10/ 9 at Philadelphia	22	24 [L]
10/17 Cleveland	55	27 [W]
10/23 Philadelphia	17	7 [W]
10/31 at Chicago Cards	14	17 [L]
11/ 7 New York	6	30 [L]
11/14 at Washington	14	17 [L]
11/20 San Francisco	3	31 [L]
11/28 Chicago Cards	20	17 [W]
12/ 5 at New York	3	24 [L]
12/12 at Cleveland	7	42 [L]

Won 5, Lost 7 (H 4-2, A 1-5) 219 263

1953

JOE BACH, Head Coach

	Steelers	Opp.
9/27 at Detroit	21	38 [L]
10/ 3 New York	24	14 [W]
10/11 Chicago Cards	31	28 [W]
10/17 at Philadelphia	7	23 [L]
10/24 Green Bay	31	14 [W]
11/ 1 Philadelphia	7	35 [L]
11/ 8 at Cleveland	16	34 [L]
11/15 at New York	14	10 [W]
11/22 Cleveland	16	20 [L]
11/29 Washington	9	17 [L]
12/ 6 at Chicago Cards	21	17 [W]
12/13 at Washington	14	13 [W]

Won 6, Lost 6 (H 3-3, A 3-3) 211 263

1952

JOE BACH, Head Coach

	Steelers	Opp.
9/28 Philadelphia	25	31 [L]
10/ 4 Cleveland	20	21 [L]
10/12 at Philadelphia	21	26 [L]
10/19 Washington	24	28 [L]
10/26 at Chicago Cards	34	28 [W]
11/ 2 at Washington	24	23 [W]
11/ 9 Detroit	6	31 [L]
11/16 at Cleveland	28	29 [L]
11/23 Chicago Cards	17	14 [W]
11/30 New York	63	7 [W]
12/ 7 at San Francisco	24	7 [W]
12/14 at Los Angeles	14	28 [L]

Won 5, Lost 7 (H 2-4, A 3-3) 300 273

1951

JOHN MICHELOSEN, Head Coach

	Steelers	Opp.
10/ 1 New York	13	13 [T]
10/ 7 at Green Bay	33	35 [L]
10/14 San Francisco	24	28 [L]
10/21 at Cleveland	0	17 [L]
10/28 at Chicago Cards	28	14 [W]
11/ 4 Philadelphia	13	34 [L]
11/11 Green Bay	28	7 [W]
11/18 Washington	7	22 [L]
11/25 at Philadelphia	17	13 [W]
12/ 2 at New York	0	14 [L]
12/ 9 Cleveland	0	28 [L]
12/16 at Washington	20	10 [W]

Won 4, Lost 7, Tied 1 183 235

(H 1-4, A 3-3)

1950

JOHN MICHELOSEN, Head Coach

	Steelers	Opp.
9/17 New York	7	18 [L]
9/24 at Detroit	7	10 [L]
10/ 1 at Washington	26	7 [W]
10/ 7 Cleveland	17	30 [L]
10/15 at New York	17	6 [W]
10/22 Philadelphia	10	17 [L]
10/29 at Cleveland	7	45 [L]
11/ 5 at Philadelphia	9	7 [W]
11/12 Baltimore	17	7 [W]
11/23 at Chicago Cards	28	17 [W]
12/ 3 Washington	7	24 [L]
12/10 Chicago Cards	28	7 [W]

Won 6, Lost 6 (H 2-4, A 4-2) 180 195

1949

JOHN MICHELOSEN, Head Coach

	Steelers	Opp.
9/25 New York Giants	28	7 [W]
10/ 3 Washington	14	27 [L]
10/ 8 Detroit	14	7 [W]
10/16 at New York Giants	21	17 [W]
10/23 New York Bulldogs	24	13 [W]
10/30 Philadelphia	7	38 [L]
11/ 6 at Washington	14	27 [L]
11/13 Los Angeles	7	7 [T]
11/20 at Green Bay	30	7 [W]
11/27 at Philadelphia	17	34 [L]
12/ 4 at Chicago Bears	21	30 [L]
12/11 at New York Bulldogs	27	0 [W]

Won 6, Lost 5, Tied 1 224 214

(H 3-2, A 3-3)

1948

JOHN MICHELOSEN, Head Coach

	Steelers	Opp.
9/26 at Washington	14	17 [L]
10/ 3 Boston	24	14 [W]
10/10 Washington	10	7 [W]
10/17 at Boston	7	13 [L]
10/24 at New York	27	34 [L]
10/31 Philadelphia	7	34 [L]
11/ 7 Green Bay	38	7 [W]
11/14 Chicago Cards	7	24 [L]
11/21 at Detroit	14	17 [L]
11/28 at Philadelphia	0	17 [L]
12/ 5 New York	38	28 [W]
12/12 at Los Angeles	14	31 [L]

Won 4, Lost 8 (H 4-2, A 0-6) 200 243

1947

JOCK SUTHERLAND, Head Coach

	Steelers	Opp.
9/21 Detroit	17	10 [W]
9/29 Los Angeles	7	48 [L]
10/ 5 at Washington	26	27 [L]
10/12 at Boston	30	14 [W]
10/19 Philadelphia	35	24 [W]
10/26 at New York	38	21 [W]
11/ 2 at Green Bay	18	17 [W]
11/ 9 Washington	21	14 [W]
11/16 New York	24	7 [W]
11/23 at Chicago Bears	7	49 [L]
11/30 at Philadelphia	0	21 [L]
12/ 7 Boston	17	7 [W]

Won 8, Lost 4 (H 5-1, A 3-3) 240 259

Eastern Division Playoff

12/21 Philadelphia	0	21 [L]
--------------------	---	--------

1946

JOCK SUTHERLAND, Head Coach

	Steelers	Opp.
9/20 Chicago Cards	14	7 [W]
9/29 at Washington	14	14 [T]
10/ 6 New York	14	17 [L]
10/13 Boston	16	7 [W]
10/20 at Green Bay	7	17 [L]
10/27 at Boston	33	7 [W]
11/ 3 Washington	14	7 [W]
11/10 at Detroit	7	17 [L]
11/17 Philadelphia	10	7 [W]

11/24 at New York	0	7	[L]
12/ 1 at Philadelphia	7	10	[L]
Won 5, Lost 5 Tied 1	136	117	
(H 4-1, A 1-4-1)			

1945

JIM LEONARD, Head Coach

	Steelers	Opp.	
9/25 at Boston	7	28	[L]
10/ 7 New York	6	34	[L]
10/14 Washington	0	14	[L]
10/21 at New York	21	7	[W]
10/28 Boston	6	10	[L]
11/ 4 Philadelphia	3	45	[L]
11/11 Chicago Cards	23	0	[W]
11/18 at Philadelphia	6	30	[L]
11/25 at Chicago Bears	7	28	[L]
12/ 2 at Washington	0	24	[L]
Won 2, Lost 8 (H 1-4, A 1-4)	79	220	

1944*

WALT KIESLING and PHIL HANDLER, Head Coaches

	Steelers	Opp.	
9/24 Cleveland	28	30	[L]
10/ 8 Green Bay	7	34	[L]
10/15 at Chicago Bears	7	34	[L]
10/22 at New York	0	23	[L]
10/29 at Washington	20	42	[L]
11/ 5 Detroit	6	27	[L]
11/12 at Detroit	7	21	[L]
11/19 ** Cleveland	6	33	[L]
11/26 ** Green Bay	20	35	[L]
12/ 3 Chicago Bears	7	49	[L]

Won 0, Lost 10 (H 0-6, A 0-4) 108 328

*Combined with Chicago Cards

**Home game played in Chicago

1943*

WALT KIESLING and GREASY NEALE, Head Coaches

	Steelers	Opp.	
10/ 2 ** Brooklyn	17	0	[W]
10/ 9 ** New York	28	14	[W]
10/17 at Chicago Bears	21	48	[L]
10/24 at New York	14	42	[L]
10/31 Chicago Cards	34	13	[W]
11/ 7 ** Washington	14	14	[T]
11/14 at Brooklyn	7	13	[L]
11/21 Detroit	35	34	[W]
11/28 at Washington	27	14	[W]
12/ 5 ** Green Bay	28	38	[L]

Won 5, Lost 4, Tied 1 225 220

(H 4-1-1, A 1-3)

*Combined with Philadelphia Eagles

**Home game played in Philadelphia

1942

WALT KIESLING, Head Coach

	Steelers	Opp.	
9/13 Philadelphia	14	24	[L]
9/20 at Washington	14	24	[L]
10/ 4 New York	13	10	[W]
10/11 at Brooklyn	7	0	[W]
10/18 at Philadelphia	14	0	[W]
10/25 Washington	0	14	[L]
11/ 1 at New York	17	9	[W]
11/ 8 at Detroit	35	7	[W]
11/22 Chicago Cards	19	3	[W]
12/ 6 at Green Bay	21	24	[L]

Won 7, Lost 4 (H 3-2, A 4-2) 167 119

1941

BERT BELL, ALDO DONELLI and WALT KIESLING, Head Coaches

	Steelers	Opp.	
9/ 7 at Cleveland	14	17	[L]
9/21 Philadelphia	7	10	[L]
10/ 5 New York	10	37	[L]
10/12 Washington	20	24	[L]
10/19 at New York	7	28	[L]
10/26 at Chicago Bears	7	34	[L]
11/ 2 at Washington	3	23	[L]
11/ 9 at Philadelphia	7	7	[T]
11/16 Brooklyn	14	7	[W]

11/23 Green Bay	7	54	[L]
11/30 at Brooklyn	7	35	[L]
Won 1, Lost 9, Tied 1	103	276	
(H 1-4, A 0-5-1)			

1940

WALT KIESLING, Head Coach

	Steelers	Opp.	
9/ 8 Chicago Cards	7	7	[T]
9/15 New York	10	10	[T]
9/22 at Detroit	10	7	[W]
9/29 Brooklyn	3	10	[L]
10/ 6 Washington	10	40	[L]
10/13 at Brooklyn	0	21	[L]
10/20 at New York	0	12	[L]
10/27 at Green Bay	3	24	[L]
11/ 3 at Washington	10	37	[L]
11/10 Philadelphia	7	3	[W]
11/28 at Philadelphia	0	7	[L]

Won 2, Lost 7, Tied 2 60 178

(H 1-2-2, A 1-5)

1939

WALT KIESLING and JOHN BLOOD, Head Coaches

	Steelers	Opp.	
9/14 at Brooklyn	7	12	[L]
9/24 Chicago Cards	0	10	[L]
10/ 2 Chicago Bears	0	32	[L]
10/ 8 New York	7	14	[L]
10/15 at Washington	14	44	[L]
10/22 Washington	14	21	[L]
10/29 at Cleveland	14	14	[T]
11/ 5 at Brooklyn	13	17	[L]
11/19 at New York	7	23	[L]
11/23 at Philadelphia	14	17	[L]
11/26 Philadelphia	24	12	[W]

Won 1, Lost 9, Tied 1 114 216

(H 1-4, A 0-5-1)

1938

JOHN BLOOD, Head Coach

	Steelers	Opp.	
9/ 9 at Detroit	7	16	[L]
9/11 New York	14	27	[L]
9/16 at Philadelphia	7	27	[L]
9/23 at Brooklyn	17	3	[W]
10/ 3 at New York	13	10	[W]
10/ 9 Brooklyn	7	17	[L]
10/23 at Green Bay	0	20	[L]
11/ 6 Washington	0	7	[L]
11/20 at Philadelphia	7	14	[L]
11/27 at Washington	0	15	[L]
12/ 4 at Cleveland	7	13	[L]

Won 2, Lost 9 (H 0-3, A 2-6) 79 169

1937

JOHN BLOOD, Head Coach

	Steelers	Opp.	
9/ 5 Philadelphia	27	14	[W]
9/19 at Brooklyn	21	0	[W]
9/26 New York	7	10	[L]
10/ 4 Chicago Bears	0	7	[L]
10/10 at Detroit	3	7	[L]
10/17 at Washington	20	34	[L]
10/24 Chicago Cubs	7	13	[L]
10/31 Philadelphia	16	7	[W]
11/ 7 at New York	0	17	[L]
11/14 Washington	21	13	[W]
11/21 Brooklyn	0	23	[L]

Won 4, Lost 7, (H 3-4, A 1-3) 122 145

1936

JOE BACH, Head Coach

	Steelers	Opp.	
9/13 Boston	10	0	[W]
9/23 at Brooklyn	10	6	[W]
9/27 New York	10	7	[W]
10/ 4 Chicago Bears	9	27	[L]
10/14 Philadelphia	17	0	[W]
10/18 at Chicago Bears	6	26	[L]
10/25 at Green Bay	10	42	[L]
11/ 1 Brooklyn	10	7	[W]
11/ 5 at Philadelphia	6	0	[W]
11/ 8 at Detroit	3	28	[L]
11/15 at Chicago Cards	6	14	[L]
11/29 at Boston	0	30	[L]

Won 6, Lost 6 (H 4-1, A 2-5) 97 187

1935

JOE BACH, Head Coach

	Steelers	Opp.
9/13 at Philadelphia	17	7 [W]
9/22 New York	7	42 [L]
9/29 Chicago Bears	7	23 [L]
10/ 6 at Green Bay	0	27 [L]
10/ 9 Philadelphia	6	17 [L]
10/20 Chicago Cards	17	13 [W]
10/27 Boston	6	0 [W]
11/ 3 Brooklyn	7	13 [L]
11/10 at Brooklyn	16	7 [W]
11/24 Green Bay	14	34 [L]
12/ 1 at Boston	3	13 [L]
12/ 8 at New York	0	13 [L]

Won 4, Lost 8 (H 2-5, A 2-3) 100 209

1934

LUBY DIMELIO, Head Coach

	Steelers	Opp.
9/ 9 Cincinnati	13	0 [W]
9/16 Boston	0	7 [L]
9/26 Philadelphia	0	17 [L]
10/ 3 New York	12	14 [L]
10/ 7 at Philadelphia	9	7 [W]

10/10 Chicago Bears	0	28 [L]
10/14 at Boston	0	39 [L]
10/21 at New York	7	17 [L]
10/28 at Brooklyn	3	21 [L]
11/ 4 at Detroit	7	40 [L]
11/11 at St. Louis	0	6 [L]
11/18 Brooklyn	0	10 [L]

Won 2, Lost 10 (H 1-5, A 1-5) 51 206

1933

JAP DOUDS, Head Coach

	Steelers	Opp.
9/20 New York	2	23 [L]
9/27 Chicago Cardinals	14	13 [W]
10/ 4 Boston	6	21 [L]
10/11 Cincinnati	17	0 [W]
10/15 at Green Bay	0	47 [L]
10/22 at Cincinnati	0	0 [T]
10/29 at Boston	16	14 [W]
11/ 5 at Brooklyn	3	3 [T]
11/12 Brooklyn	0	32 [L]
11/19 at Philadelphia	6	25 [L]
12/ 3 at New York	3	27 [L]

Won 3, Lost 6, Tied 2
(H 2-3, A 1-3-2) 67 205

STEELERS IN OVERTIME

Overall: 10-5-1 Home: 5-0 Away: 5-5-1

9-22-74 at Denver	35-35 [T]	11-23-86 at Cleveland	31-37 [L]
9-24-78 Cleveland	15-9 [W]	11-30-86 at Chicago	10-13 [L]
9- 3-79 at New England	16-13 [W]	12-31-89 at Houston	26-23 [W]
11-25-79 Cleveland	33-30 [W]	11-10-91 at Cincinnati	33-27 [W]
9-27-81 New England	27-21 [W]	1- 8-94 at Kansas City	24-27 [L]
9-19-82 Cincinnati	26-20 [W]	10-30-94 at Arizona	17-20 [L]
12- 2-84 at Houston	20-23 [L]	11- 6-94 at Houston	12- 9 [W]
9-28-86 at Houston	22-16 [W]	11-20-94 Miami	16-13 [W]

*Postseason

STEELERS ON MONDAY NIGHT

Overall: 21-14 Home: 13-5 Away: 8-9

11- 2-70 Cincinnati	21-10 [W]	12- 7-81 at Oakland	27-30 [L]
10-18-71 at Kansas City	16-38 [L]	9-13-82 at Dallas	36-28 [W]
11- 5-73 Washington	21-16 [W]	10-10-83 at Cincinnati	24-14 [W]
12- 3-73 at Miami	26-30 [L]	10- 1-84 Cincinnati	38-17 [W]
10-28-74 Atlanta	24-17 [W]	11-19-84 at New Orleans	24-27 [L]
11-25-74 at New Orleans	28- 7 [W]	9-16-85 at Cleveland	7-17 [L]
11-24-75 at Houston	32- 9 [W]	9-30-85 Cincinnati	24-37 [L]
10- 4-76 at Minnesota	6-17 [L]	9-15-86 Denver	10-21 [L]
9-19-77 San Francisco	27- 0 [W]	10-13-86 at Cincinnati	22-24 [L]
10-17-77 Cincinnati	20-14 [W]	10-29-90 L.A. Rams	41-10 [W]
10-23-78 Houston	17-24 [L]	10-14-91 N.Y. Giants	20-23 [L]
11-27-78 at San Francisco	24- 7 [W]	10-19-92 Cincinnati	20- 0 [W]
9- 3-79 at New England	16-13 [W] OT	9-27-93 at Atlanta	45-17 [W]
10-22-79 Denver	42- 7 [W]	11-15-93 Buffalo	23- 0 [W]
12-10-79 at Houston	17-20 [L]	12-13-93 at Miami	21-20 [W]
10-20-80 Oakland	34-45 [L]	10- 3-94 Houston	30-14 [W]
12-22-80 at San Diego	17-26 [L]	11-14-94 Buffalo	23-10 [W]
10-26-81 Houston	26-13 [W]		

STEELERS ON THURSDAY NIGHT

Overall: 1-2 Home: 0-0 Away: 1-2

21- 4-80 at Houston	0- 6 [L]	9- 6-84 at N.Y. Jets	23-17 [W]
9-10-81 at Miami	10-30 [L]		

STEELERS ON SATURDAY (Regular Season)

Overall: 2-3 Home: 0-1 Away: 2-2

12-20-75 at L.A. Rams	3-10 [L]	12-13-86 at N.Y. Jets	45-24 [W]
12-10-83 at N.Y. Jets	34- 7 [W]	12-26-87 Cleveland	13-19 [L]
12-21-85 at N.Y. Giants	10-28 [L]		

STEELERS ON SUNDAY NIGHT PRIME TIME

Overall: 4-7 Home: 1-0 Away: 3-7

11-12-78 at L.A. Rams	7-10 [L]	10- 6-91 at Indianapolis	21- 3 [W]
12- 8-85 at San Diego	44-54 [L]	11- 3-91 at Denver	13-20 [L]
12- 4-88 at Houston	37-34 [W]	10-25-92 at Kansas City	27- 3 [W]
9-16-90 Houston	20- 9 [W]	11-28-93 at Houston	3-23 [L]
11-18-90 at Cincinnati	3-27 [L]	10-30-94 at Arizona	17-20 [L] OT
12-30-90 at Houston	14-34 [L]		

STEELERS PRESEASON RESULTS

1994 (1-3)

Pitt. vs. Miami at Miami	14-24
Pitt. vs. L.A. Raiders at Pittsburgh	29-17
Pitt. vs. Indianapolis at Pittsburgh	14-17
Pitt. vs. Washington at Washington	21-22

1993 (2-3)

Pitt. vs. San Francisco at Barcelona	14-21
Pitt. vs. New York Jets at Pittsburgh	17-13
Pitt. vs. New York Giants at New York	23-17
Pitt. vs. Washington at Pittsburgh	3-10
Pitt. vs. Minnesota at Minneapolis	13-30

1992 (2-2)

Pitt. vs. Philadelphia at Pittsburgh	33-35
Pitt. vs. New Orleans at New Orleans	0-26
Pitt. vs. Chicago at Chicago	28-17
Pitt. vs. New York Giants at Pittsburgh	24-3

1991 (2-2)

Pitt. vs. Washington at Pittsburgh	16-7
Pitt. vs. Minnesota at Minnesota	24-34
Pitt. vs. Philadelphia at Philadelphia	20-21
Pitt. vs. Detroit at Detroit	16-3

1990 (2-2)

Pitt. vs. New England at Montreal	30-14
Pitt. vs. Washington at Washington	24-27
Pitt. vs. Dallas at Dallas	9-20
Pitt. vs. Philadelphia at Pittsburgh	20-10

1989 (2-2)

Pitt. vs. Washington at Pittsburgh	14-21
Pitt. vs. Cleveland at Cleveland	24-21
Pitt. vs. Philadelphia at Philadelphia	14-38
Pitt. vs. New York Giants at New York	13-10

1988 (3-1)

Pitt. vs. Washington at Washington	44-31
Pitt. vs. Philadelphia at Pittsburgh	21-16
Pitt. vs. New York Giants at New York	17-28
Pitt. vs. New Orleans at New Orleans	31-28

1987 (0-4)

Pitt. vs. Washington at Washington	17-23
Pitt. vs. Chicago at Chicago	14-50
Pitt. vs. New Orleans at New Orleans	28-31
Pitt. vs. New York Giants at Pittsburgh	20-26

1986 (1-3)

Pitt. vs. Chicago at Pittsburgh	13-23
Pitt. vs. Washington at Washington	(ot) 24-27
Pitt. vs. Dallas at Dallas	41-28
Pitt. vs. New York Giants at New York	3-17

1985 (1-3)

Pitt. vs. Tampa Bay at Tampa	42-27
Pitt. vs. Minnesota at Minneapolis	34-41
Pitt. vs. St. Louis at St. Louis	6-14
Pitt. vs. New York Giants at Pittsburgh	14-24

1984 (3-1)

Pitt. vs. Cleveland at Cleveland	31-14
Pitt. vs. Philadelphia at Pittsburgh	20-17
Pitt. vs. Dallas at Dallas	20-10
Pitt. vs. New York Giants at New York	9-16

1983 (4-1)

Pitt. vs. New Orleans at Canton	27-14
Pitt. vs. New England at Knoxville	27-16
Pitt. vs. New York Giants at Pittsburgh	13-22
Pitt. vs. Dallas at Dallas	24-7
Pitt. vs. Philadelphia at Philadelphia	10-3

1982 (4-0)

Pitt. vs. New England at Knoxville	24-20
Pitt. vs. New York Giants at New York	13-10
Pitt. vs. Baltimore at Pittsburgh	37-15
Pitt. vs. Philadelphia at Pittsburgh	27-24

1981 (2-2)

Pitt. vs. Cleveland at Cleveland	35-31
Pitt. vs. Philadelphia at Philadelphia	20-36
Pitt. vs. Dallas at Dallas	14-24
Pitt. vs. New York Giants at Pittsburgh	31-6

1980 (3-1)

Pitt. vs. New York Giants at New York	13-0
Pitt. vs. Atlanta at Atlanta	17-14
Pitt. vs. New York Jets at Pittsburgh	13-20
Pitt. vs. Dallas at Dallas	31-10

1979 (3-1)

Pitt. vs. Buffalo at Buffalo	15-7
Pitt. vs. New York Giants at Pittsburgh	10-3
Pitt. vs. New York Jets at New York	27-14
Pitt. vs. Dallas at Dallas	14-16

1978 (2-2)

Pitt. vs. Baltimore at Baltimore	22-10
Pitt. vs. Atlanta at Pittsburgh	13-7
Pitt. vs. New York Giants at New York	6-13
Pitt. vs. Dallas at Dallas	13-16

1977 (3-3)

Pitt. vs. Buffalo at Pittsburgh	26-24
Pitt. vs. Kansas City at Kansas City	21-23
Pitt. vs. New York Jets at New York	26-13
Pitt. vs. New England at New England	10-13
Pitt. vs. Philadelphia at Pittsburgh	21-13
Pitt. vs. Dallas at Dallas	0-30

1976 (5-2)

Pitt. vs. All Stars at Chicago	24-0
Pitt. vs. New Orleans at New Orleans	24-14
Pitt. vs. Philadelphia at Philadelphia	14-7
Pitt. vs. Washington at Washington	27-7
Pitt. vs. New York Giants at Pittsburgh	0-17
Pitt. vs. Dallas at Dallas	10-20
Pitt. vs. New York Jets at Pittsburgh	41-6

1975 (3-4)

Pitt. vs. All Stars at Chicago	21-14
Pitt. vs. Philadelphia at Pittsburgh	14-17
Pitt. vs. Oakland at Berkeley	21-24
Pitt. vs. Baltimore at Baltimore	31-10
Pitt. vs. New York Giants at Princeton	7-24
Pitt. vs. New Orleans at Pittsburgh	24-13
Pitt. vs. Dallas at Dallas	16-17

1974 (6-0)

Pitt. vs. New Orleans at New Orleans	26-7
Pitt. vs. Chicago at Pittsburgh	50-21
Pitt. vs. Philadelphia at Philadelphia	(ot) 33-30
Pitt. vs. New York Giants at Pittsburgh	17-7
Pitt. vs. Washington at Washington	21-19
Pitt. vs. Dallas at Dallas	41-19

1973 (4-2)

Pitt. vs. Baltimore at Pittsburgh	34-7
Pitt. vs. Minnesota at Bloomington	6-10
Pitt. vs. Philadelphia at Pittsburgh	17-3
Pitt. vs. New York Giants at New York	24-29
Pitt. vs. Green Bay at Green Bay	30-22
Pitt. vs. Atlanta at Pittsburgh	19-0

1972 (4-1-1)

Pitt. vs. New York Giants at Pittsburgh	28-10
Pitt. vs. New York Jets at Seattle	22-3
Pitt. vs. Atlanta at Atlanta	31-17
Pitt. vs. Baltimore at Tampa	13-16
Pitt. vs. New Orleans at Metairie	56-7
Pitt. vs. Washington at Pittsburgh	10-10

1971 (3-2-0)

Pitt. vs. Green Bay at Green Bay	16-13
Pitt. vs. Cincinnati at Cincinnati	13-20
Pitt. vs. Minnesota at Pittsburgh	21-26
Pitt. vs. New York Jets at Cleveland	35-21
Pitt. vs. New York Giants at New York	20-3

1970 (4-1-0)

Pitt. vs. Miami at Jacksonville	10-16
Pitt. vs. Minnesota at Bloomington	20-13
Pitt. vs. New York Giants at Pittsburgh	21-6
Pitt. vs. Boston at Shreveport	31-3
Pitt. vs. Oakland at Oakland	20-6

1969 (2-3-0)

Pitt. vs. St. Louis at Norfolk, Va.	12-27
Pitt. vs. New Orleans at Baton Rouge, La.	34-24
Pitt. vs. Cincinnati at Pittsburgh	13-23
Pitt. vs. Green Bay at Green Bay	19-31
Pitt. vs. New York Giants at Montreal	17-13

1968 (1-4-0)

Pitt. vs. St. Louis at St. Louis	7-24
Pitt. vs. San Diego at San Diego	36-33
Pitt. vs. Cincinnati at Morgantown, W. Va.	3-19
Pitt. vs. Green Bay at Milwaukee	17-21
Pitt. vs. Washington at Norfolk, Va.	17-24

1967 (2-3-0)

Pitt. vs. Green Bay at Green Bay	20-31
Pitt. vs. New Orleans at Baton Rouge, La.	17-20
Pitt. vs. St. Louis at Nashville	24-13
Pitt. vs. San Diego at San Diego	16-7
Pitt. vs. Washington at Norfolk, Va.	10-16

1966 (1-4-0)

Pitt. vs. New York Giants at Ithaca, NY	14-16
Pitt. vs. Minnesota at Portland	6-35
Pitt. vs. San Francisco at Portland	34-17
Pitt. vs. Green Bay at Green Bay	6-17
Pitt. vs. Cleveland at Birmingham, Ala.	10-14

1965 (0-5-0)

Pitt. vs. Minnesota at Atlanta	21-31
Pitt. vs. New York Giants at New Haven, Ct.	7-16
Pitt. vs. Baltimore at Atlanta	10-38
Pitt. vs. San Francisco at Providence, R.I.	9-23
Pitt. vs. Cleveland at Akron	16-28

STEELERS vs. NFL OPPONENTS

ARIZONA CARDINALS

Steelers won 30, lost 22, tied 3 (Home: 20-8-1, Road: 10-14-2)

STEELERS	CARDINALS		STEELERS	CARDINALS	
1933	14	[W]	1958 h	38	21 [W]
1935 h	17	[W]	1959	24	45 [L]
1936	6	[L]	1959 h	35	20 [W]
1937 h	7	[L]	1960 h	27	14 [W]
1939 h	0	[L]	1960	7	38 [L]
1940 h	7	[T]	1961 h	30	27 [W]
1942 h	19	[W]	1961	0	20 [L]
1943 h	34	[W]	1962	26	17 [W]
1945 h	23	[W]	1962 h	19	7 [W]
1946 h	14	[W]	1963 h	23	10 [W]
1948 h	7	[L]	1963	23	24 [L]
1950	28	[W]	1964	30	34 [L]
1950 h	28	[W]	1964 h	20	21 [L]
1951	28	[W]	1965 h	7	20 [L]
1952	34	[W]	1965	17	21 [L]
1952 h	17	[W]	1966 h	30	9 [W]
1953 h	31	[W]	1966	3	6 [L]
1953	21	[W]	1967 h	14	28 [L]
1954	14	[L]	1967	14	14 [T]
1954 h	20	[W]	1968	28	28 [T]
1955 h	14	[W]	1968 h	10	20 [L]
1955	13	[L]	1969 h	14	27 [L]
1956 h	14	[W]	1969	10	47 [L]
1956	27	[L]	1972	25	19 [W]
1957 h	29	[W]	1979	24	21 [W]
1957	27	[W]	1985 h	23	10 [W]
1958	27	[W]	1988	14	31 [L]
			1994	17	20ot [L]

Franchise moved from Chicago to St. Louis after 1959 season

Franchise moved from St. Louis to Phoenix after 1987 season

ATLANTA FALCONS

Steelers won 9, lost 1 (Home: 4-0, Road: 5-1)

STEELERS	FALCONS		STEELERS	FALCONS	
1966	57	[W]	1981	34	20 [W]
1968	41	[W]	1984 h	35	10 [W]
1970	16	[L]	1987	28	12 [W]
1974 h	24	[W]	1990 h	21	9 [W]
1978 h	31	[W]	1993	45	17 [W]

BUFFALO BILLS

Steelers won 8, lost 8 (Home: 6-2, Road: 2-6)

STEELERS	BILLS		STEELERS	BILLS	
1970 h	23	[W]	1985 h	30	24 [W]
1972	38	[W]	1986	12	16 [L]
1974 h*	32	[W]	1988	28	36 [L]
1975 h	21	[L]	1991	34	52 [L]
1978	28	[W]	1992	20	28 [L]
1979 h	28	[W]	1992 h*	3	24 [L]
1980	13	[L]	1993 h	23	0 [W]
1982	0	[L]	1994 h	23	10 [W]

CHICAGO BEARS

Steelers won 4, lost 19, tied 1 (Home: 4-8-1, Road: 0-11)

STEELERS	BEARS		STEELERS	BEARS	
1934 h	0	[L]	1958 h	24	10 [W]
1935 h	7	[L]	1959	21	27 [L]
1936 h	9	[L]	1963 h	17	17 [T]
1936	6	[L]	1967 h	41	13 [W]
1937 h	0	[L]	1969	7	38 [L]
1939 h	0	[L]	1971	15	17 [L]
1941	7	[L]	1975 h	34	3 [W]
1943	21	[L]	1980 h	38	3 [W]
1944	7	[L]	1986	10	13ot [L]
1944 h	7	[L]	1989 h	0	20 [L]
1945 h	7	[L]	1992	6	30 [L]
1947	7	[L]			
1949	21	[L]			

CINCINNATI BENGALS

Steelers won 28, lost 21 (Home: 18-7, Road: 10-14)

STEELERS	BENGALS		STEELERS	BENGALS	
1970 h	21	[W]	1983	24	[W]
1970	7	[L]	1983 h	10	[L]
1971 h	21	[W]	1984 h	38	[W]
1971	21	[W]	1984	20	[L]
1972	10	[L]	1985 h	24	[L]
1972 h	40	[W]	1985	21	[L]
1973	7	[L]	1986	22	[L]
1973 h	20	[W]	1986 h	30	[W]
1974	10	[L]	1987 h	23	[W]
1974 h	27	[W]	1987	30	[W]
1975	30	[W]	1988 h	12	[L]
1975 h	35	[W]	1988	7	[L]
1976 h	23	[W]	1989	10	[L]
1976	7	[W]	1989 h	16	[L]
1977 h	20	[W]	1990	3	[L]
1977	10	[L]	1990 h	12	[L]
1978	28	[W]	1991	33	[W]
1978 h	7	[W]	1991 h	17	[W]
1979	10	[L]	1992 h	20	[W]
1979 h	37	[W]	1992	21	[W]
1980	28	[L]	1993 h	34	[W]
1980 h	16	[L]	1993	24	[W]
1981	7	[L]	1994 h	14	[W]
1981 h	10	[L]	1994	38	[W]
1982 h	26	[W]			

CLEVELAND BROWNS

Steelers won 39, lost 52 (Home: 27-19, Road: 12-33)

STEELERS	BROWNS		STEELERS	BROWNS	
1950 h	17	[L]	1973 h	33	[W]
1950	7	[L]	1973	16	[L]
1951	0	[L]	1974 h	20	[W]
1951 h	0	[L]	1974	26	[W]
1952 h	20	[L]	1975	42	[W]
1952	28	[L]	1975 h	31	[W]
1953	16	[L]	1976 h	31	[W]
1953 h	16	[L]	1976	16	[L]
1954 h	55	[W]	1977	28	[W]
1954	7	[L]	1977 h	35	[W]
1955	14	[L]	1978 h	15	[W]
1955 h	7	[L]	1978	34	[W]
1956 h	10	[L]	1979	51	[W]
1956	24	[W]	1979 h	33	[W]
1957 h	12	[L]	1980	26	[L]
1957	0	[L]	1980 h	16	[W]
1958 h	12	[L]	1981 h	13	[W]
1958	10	[L]	1981	32	[W]
1959 h	17	[W]	1982	9	[L]
1959	21	[W]	1982 h	37	[W]
1960	20	[L]	1983 h	44	[W]
1960 h	14	[W]	1983	17	[L]
1961 h	28	[L]	1984	10	[L]
1961	17	[W]	1984 h	23	[W]
1962 h	14	[L]	1985	7	[L]
1962	14	[L]	1985 h	10	[W]
1963	23	[L]	1986 h	24	[L]
1963 h	9	[W]	1986	31	[L]
1964	23	[W]	1987	10	[L]
1964 h	17	[L]	1987 h	13	[L]
1965	19	[L]	1988 h	9	[L]
1965 h	21	[L]	1988	7	[L]
1966	10	[L]	1989 h	0	[L]
1966 h	16	[W]	1989	17	[W]
1967	10	[L]	1990	3	[L]
1967 h	14	[L]	1990 h	35	[W]
1968	24	[L]	1991	14	[L]
1968 h	24	[L]	1991 h	17	[W]
1969	31	[L]	1992	9	[L]
1969 h	3	[L]	1992 h	23	[W]
1970	7	[L]	1993	23	[L]
1970 h	28	[W]	1993 h	16	[W]
1971	17	[L]	1994	17	[W]
1971 h	26	[W]	1994 h	17	[W]
1972	24	[L]	1994 h*	29	[W]
1972 h	30	[W]			

DALLAS COWBOYS

Steelers won 13, lost 13 (Home: 6-5, Road: 5-8, Neutral: 2-0)

STEELERS	COWBOYS		STEELERS	COWBOYS	
1960	35	28 [W]	1967 h	21	24 [L]
1961	24	27 [L]	1968	7	28 [L]
1961 h	37	7 [W]	1969 h	7	10 [L]
1962	30	28 [W]	1972	13	17 [L]
1962 h	27	42 [L]	1975***	21	17 [W]
1963 h	27	21 [W]	1977 h	28	13 [W]
1963	24	19 [W]	1978***	35	31 [W]
1964 h	23	17 [W]	1979 h	14	3 [W]
1964	14	17 [L]	1982	36	28 [W]
1965 h	22	13 [W]	1985	13	27 [L]
1965	17	24 [L]	1988 h	24	21 [W]
1966	21	52 [L]	1991	10	20 [L]
1966 h	7	20 [L]	1994 h	9	26 [L]

DENVER BRONCOS

Steelers won 7, lost 12, tied 1 (Home: 4-5, Road: 3-7-1)

STEELERS	BRONCOS		STEELERS	BRONCOS	
1970	13	16 [L]	1983 h	10	14 [L]
1971 h	10	22 [L]	1984*	24	17 [W]
1973 h	13	23 [L]	1985 h	23	31 [L]
1974	35	35ot [T]	1986 h	10	21 [L]
1975 h	20	9 [W]	1988 h	39	21 [W]
1977	7	21 [L]	1989	7	34 [L]
1977*	21	34 [L]	1989*	23	24 [L]
1978	21	17 [W]	1990	34	17 [W]
1978 h*	33	10 [W]	1991	13	20 [L]
1979 h	42	7 [W]	1993	13	37 [L]

DETROIT LIONS

Steelers won 12, lost 16, tied 1 (Home: 8-3-1, Road: 4-12, Neutral: 0-1)

STEELERS	LIONS		STEELERS	LIONS	
1934	7	40 [L]	1955 h	28	31 [L]
1936	3	28 [L]	1956	7	45 [L]
1937	3	7 [L]	1959 h	10	10 [T]
1938	7	16 [L]	1962	7	45 [L]
1940	10	7 [W]	1962	10	17 [L]
1942	35	7 [W]	(Playoff Bowl)		
1943 h	35	34 [W]	1966 h	17	3 [W]
1944 h	6	27 [L]	1967	24	14 [W]
1944	7	21 [L]	1969 h	16	13 [W]
1946	7	17 [L]	1973 h	24	10 [W]
1947 h	17	10 [W]	1983	3	45 [L]
1948	14	17 [L]	1986 h	27	17 [W]
1949 h	14	7 [W]	1989	23	3 [W]
1950	7	10 [L]	1992 h	17	14 [W]
1952 h	6	31 [L]			
1953	21	38 [L]			

STEELERS VS. AFC CENTRAL

	CIN	CLE	HOU	Home	Away	Overall
1970	1-1	1-1	1-1	2-1	1-2	3-3
1971	2-0	1-1	1-1	3-0	1-2	4-2
1972	1-1	1-1	2-0	3-0	1-2	4-2
1973	1-1	1-1	2-0	3-0	1-2	4-2
1974	1-1	2-0	1-1	2-1	2-1	4-2
1975	2-0	2-0	2-0	3-0	3-0	6-0
1976	2-0	1-1	2-0	3-0	2-1	5-1
1977	1-1	2-0	1-1	3-0	1-2	4-2
1978	2-0	2-0	1-1	2-1	3-0	5-1
1979	1-1	2-0	1-1	3-0	1-2	4-2
1980	0-2	1-1	1-1	2-1	0-3	2-4
1981	0-2	2-0	1-1	2-1	1-2	3-3
1982	1-0	1-1	1-0	2-0	1-1	3-1
1983	1-1	1-1	2-0	2-1	2-1	4-2
1984	1-1	1-1	1-1	3-0	0-3	3-3
1985	0-2	1-1	2-0	2-1	1-2	3-3
1986	1-1	0-2	2-0	2-1	1-2	3-3
1987	2-0	0-2	0-2	1-2	1-2	2-4
1988	0-2	0-2	1-1	0-3	1-2	1-5
1989	0-2	1-1	0-2	0-3	1-2	1-5
1990	0-2	1-1	1-1	2-1	0-3	2-4
1991	2-0	1-1	1-1	3-0	1-2	4-2
1992	2-0	1-1	2-0	3-0	2-1	5-1
1993	2-0	1-1	0-2	2-1	1-2	3-3
1994	2-0	2-0	2-0	3-0	3-0	6-0
Totals	28-21	29-21*	31-18**	56-18	32-42	88-60

* Does not include series record before pro football merger in 1970.

** Does not include postseason games.

GREEN BAY PACKERS

Steelers won 11, lost 20 (Home: 5-8, Road: 6-12)

	STEELERS	PACKERS		STEELERS	PACKERS	
1933	0	47	[L]	1951 h	28	7 [W]
1935	0	27	[L]	1953 h	31	14 [W]
1935 h	14	34	[L]	1954	21	20 [W]
1936	10	42	[L]	1957 h	10	27 [L]
1938	0	20	[L]	1960 h	13	19 [L]
1940	3	24	[L]	1963	14	33 [L]
1941 h	7	54	[L]	1965 h	9	41 [L]
1942	21	24	[L]	1967	24	17 [W]
1943 h	28	38	[L]	1969 h	34	38 [L]
1944	7	34	[L]	1970 h	12	20 [L]
1944 h	20	35	[L]	1975	16	13 [W]
1946	7	17	[L]	1980 h	22	20 [W]
1947	18	17	[W]	1983	25	21 [W]
1948 h	38	7	[W]	1986 h	27	3 [W]
1949	30	7	[W]	1992	3	17 [L]
1951	33	35	[L]			

HOUSTON OILERS

Steelers won 34, lost 18 (Home: 19-7, Road: 15-11)

	STEELERS	OILERS		STEELERS	OILERS	
1970 h	7	19	[L]	1982	24	10 [W]
1970	7	3	[W]	1983	40	28 [W]
1971 h	23	16	[W]	1983 h	17	10 [W]
1971	3	29	[L]	1984 h	35	7 [W]
1972 h	24	7	[W]	1984	20	23ot [L]
1972	9	3	[W]	1985 h	20	0 [W]
1973	36	7	[W]	1985	30	7 [W]
1973 h	33	7	[W]	1986	22	16ot [W]
1974	13	7	[W]	1986 h	21	10 [W]
1974 h	10	13	[L]	1987 h	3	23 [L]
1975 h	24	17	[W]	1987	16	24 [L]
1975	32	9	[W]	1988 h	14	34 [L]
1976 h	32	16	[W]	1988	37	34 [W]
1976	21	0	[W]	1989	0	27 [L]
1977	10	27	[L]	1989 h	16	23 [L]
1977 h	27	10	[W]	1989*	26	23ot [W]
1978 h	17	24	[L]	1990 h	20	9 [W]
1978	13	3	[W]	1990	14	34 [L]
1978 h**	34	5	[W]	1991 h	26	14 [W]
1979 h	38	7	[W]	1991	6	31 [L]
1979	17	20	[L]	1992	29	24 [W]
1979 h**	27	13	[W]	1992 h	21	20 [W]
1980 h	31	17	[W]	1993	3	23 [L]
1980	0	6	[L]	1993 h	17	26 [L]
1981 h	26	13	[W]	1994 h	30	14 [W]
1981	20	21	[L]	1994	12	9ot [W]

INDIANAPOLIS COLTS

Steelers won 14, lost 4 (Home: 9-1, Road: 5-3)

	STEELERS	COLTS		STEELERS	COLTS	
1950 h	17	7	[W]	1979 h	17	13 [W]
1957	19	13	[W]	1980	20	17 [W]
1968 h	7	41	[L]	1983	24	13 [W]
1971	21	34	[L]	1984	16	17 [L]
1974 h	30	0	[W]	1985 h	45	3 [W]
1975 h*	28	10	[W]	1987 h	21	7 [W]
1976*	40	14	[W]	1991	21	3 [W]
1977	21	31	[L]	1992 h	30	14 [W]
1978 h	35	13	[W]	1994 h	31	21 [W]

Franchise moved from Baltimore to Indianapolis after 1983 season.

KANSAS CITY CHIEFS

Steelers won 13, lost 6 (Home: 7-4, Road: 6-2)

	STEELERS	CHIEFS		STEELERS	CHIEFS	
1970 h	14	31	[L]	1982 h	35	14 [W]
1971	16	38	[L]	1984 h	27	37 [L]
1972 h	16	7	[W]	1985	36	28 [W]
1974	34	24	[W]	1986 h	19	24 [L]
1975 h	28	3	[W]	1987	17	16 [W]
1976	45	0	[W]	1988 h	16	10 [W]
1978 h	27	24	[W]	1989 h	23	17 [W]
1979	30	3	[W]	1992	27	3 [W]
1980 h	21	16	[W]	1993*	24	27ot [L]
1981 h	33	37	[L]			

LOS ANGELES RAIDERS

Steelers won 7, lost 10 (Home: 3-3, Road: 4-7)

STEELERS	RAIDERS		STEELERS	RAIDERS	
1970	14	[L]	1976	28	31 [L]
1972 h	34	[W]	1976**	7	24 [L]
1972 h*	13	[W]	1977 h	7	16 [L]
1973	17	[W]	1980 h	34	45 [L]
1973*	14	[L]	1981	27	30 [L]
1974 h	0	[L]	1983*	10	38 [L]
1974**	24	[W]	1984	13	7 [W]
1975 h**	16	[W]	1990	3	20 [L]
			1994	21	3 [W]

Franchise moved from Oakland to Los Angeles after 1981 season

LOS ANGELES RAMS

Steelers won 5, lost 16, tied 2 (Home: 4-5-1, Road: 0-11-1, Neutral: 1-0)

STEELERS	RAMS		STEELERS	RAMS	
1938	7	[L]	1964 h	14	26 [L]
1939	14	[T]	1968	10	45 [L]
1941	14	[L]	1971 h	14	23 [L]
1944 h	28	[L]	1975	3	10 [L]
1944 h	6	[L]	1978	7	10 [L]
1947 h	7	[L]	1979***	31	19 [W]
1948	14	[L]	1981 h	24	0 [W]
1949 h	7	[T]	1984 h	24	14 [W]
1952	14	[L]	1987	21	31 [L]
1955	26	[L]	1990 h	41	10 [W]
1956 h	30	[W]	1993	0	27 [L]
1961	14	[L]			

Franchise moved from Cleveland to Los Angeles after 1945 season

MIAMI DOLPHINS

Steelers won 7, lost 9 (Home: 5-3, Road: 2-6)

STEELERS	DOLPHINS		STEELERS	DOLPHINS	
1971	21	[L]	1984**	28	45 [L]
1972 h**	17	[L]	1985	20	24 [L]
1973	26	[L]	1987	24	35 [L]
1976 h	14	[W]	1988 h	40	24 [W]
1979 h*	34	[W]	1989	34	14 [W]
1980 h	23	[W]	1990 h	6	28 [L]
1981	10	[L]	1993	21	20 [W]
1984 h	7	[L]	1994 h	16	13ot [W]

MINNESOTA VIKINGS

Steelers won 5, lost 7 (Home: 3-3, Road: 1-4, Neutral: 1-0)

STEELERS	VIKINGS		STEELERS	VIKINGS	
1962 h	39	[W]	1980	23	17 [W]
1964	10	[L]	1983 h	14	17 [L]
1967 h	27	[L]	1986	7	31 [L]
1969	14	[L]	1989 h	27	14 [W]
1972 h	23	[W]	1992 h	3	6 [L]
1974***	16	[W]			
1976	6	[L]			

NEW ENGLAND PATRIOTS

Steelers won 9, lost 3 (Home: 7-3, Road: 2-0)

STEELERS	PATRIOTS		STEELERS	PATRIOTS	
1972 h	33	[W]	1983 h	23	28 [L]
1974	21	[W]	1986 h	0	34 [L]
1976 h	27	[L]	1989 h	28	10 [W]
1979	16	[W]	1990 h	24	3 [W]
1981 h	27	[W]	1991 h	20	6 [W]
1982 h	37	[W]	1993 h	17	14 [W]

STEELERS VS. NFC

	Home	Away	Overall		Home	Away	Overall
1970	0-1	0-2	0-3	1983	1-1	1-1	2-2
1971	1-1	0-1	1-2	1984	2-0	1-1	3-1
1972	1-0	1-1	2-1	1985	1-1	0-2	1-3
1973	2-0	1-0	3-0	1986	2-0	0-2	2-2
1974	2-0	1-0	4-0*	1987	1-1	1-1	2-2
1975	1-0	1-1	3-1*	1988	1-1	0-2	1-3
1976	0-0	1-1	1-1	1989	1-1	2-0	3-1
1977	2-0	0-0	2-0	1990	2-0	1-1	3-1
1978	2-0	1-1	4-1*	1991	0-2	0-2	0-4
1979	2-0	1-1	4-1*	1992	1-1	0-2	1-3
1980	2-0	2-0	4-0	1993	1-1	1-1	2-2
1981	1-1	2-0	3-1	1994	1-1	1-1	2-2
1982	0-0	1-0	1-0	TOTAL:	30-13	20-24	54-37

*Includes Super Bowl win

NEW ORLEANS SAINTS

Steelers won 6, lost 5 (Home: 2-2, Road: 4-3)

STEELERS			SAINTS			STEELERS			SAINTS		
1967		14		10	[W]	1981		20		6	[W]
1968	h	12		16	[L]	1984		24		27	[L]
1968		14		24	[L]	1987	h	16		20	[L]
1969		24		27	[L]	1990		9		6	[W]
1974		28		7	[W]	1993	h	37		14	[W]
1978	h	20		14	[W]						

NEW YORK GIANTS

Steelers won 28, lost 44, tied 3 (Home: 14-21-3, Road: 14-23)

STEELERS			GIANTS			STEELERS			GIANTS		
1933	h	2		23	[L]	1953		14		10	[W]
1933		3		27	[L]	1954	h	6		30	[L]
1934	h	12		14	[L]	1954		3		24	[L]
1934		7		17	[L]	1955	h	30		23	[W]
1935	h	7		42	[L]	1955		19		17	[W]
1935		0		13	[L]	1956		10		38	[L]
1936	h	10		7	[W]	1956	h	14		17	[L]
1937	h	7		10	[L]	1957		0		35	[L]
1937		0		17	[L]	1957	h	21		10	[W]
1938	h	14		27	[L]	1958		6		17	[L]
1938		13		10	[W]	1958	h	31		10	[W]
1939	h	7		14	[L]	1959	h	16		21	[L]
1939		7		23	[L]	1959		14		9	[W]
1940	h	10		10	[T]	1960	h	17		19	[L]
1940		0		12	[L]	1960		24		27	[L]
1941	h	10		37	[L]	1961	h	14		17	[L]
1941		7		28	[L]	1961		21		42	[L]
1942	h	13		10	[W]	1962	h	27		31	[L]
1942		17		9	[W]	1962		20		17	[W]
1943	h	28		14	[W]	1963	h	31		0	[W]
1943		14		42	[L]	1963		17		33	[L]
1944		0		23	[L]	1964	h	27		24	[W]
1945	h	6		34	[L]	1964		44		17	[W]
1945		21		7	[W]	1965	h	13		23	[L]
1946	h	14		17	[L]	1965		10		35	[L]
1946		0		7	[L]	1966	h	34		34	[T]
1947		38		21	[W]	1966		47		28	[W]
1947	h	24		7	[W]	1967	h	24		27	[L]
1948		27		34	[L]	1967		20		28	[L]
1948	h	38		28	[W]	1968	h	20		34	[L]
1949	h	28		7	[W]	1969		7		10	[L]
1949		21		17	[W]	1969	h	17		21	[L]
1950	h	7		18	[L]	1971	h	17		13	[W]
1950		17		6	[W]	1976		27		0	[W]
1951	h	13		13	[T]	1985		10		28	[L]
1951		0		14	[L]	1991	h	20		23	[L]
1952	h	63		7	[W]	1994		10		6	[W]
1953	h	24		14	[W]						

NEW YORK JETS

Steelers won 12, lost 1 (Home: 4-0, Road: 8-1)

STEELERS			JETS			STEELERS			JETS		
1970	h	21		17	[W]	1984		23		17	[W]
1973	h	26		14	[W]	1986		45		24	[W]
1975		20		7	[W]	1988		20		24	[L]
1977		23		20	[W]	1989		13		0	[W]
1978		28		17	[W]	1990		24		7	[W]
1981	h	38		10	[W]	1992	h	27		10	[W]
1983		34		7	[W]						

PHILADELPHIA EAGLES

Steelers won 26, lost 44, tied 3 (Home: 17-18-1, Road: 8-24-2, Neutral: 1-2)

STEELERS			EAGLES			STEELERS			EAGLES		
1933		6		25	[L]	1953		7		23	[L]
1934	h	0		17	[L]	1953	h	7		35	[L]
1934		9		7	[W]	1954		22		24	[L]
1935		17		7	[W]	1954	h	17		7	[W]
1935	h	6		17	[L]	1955	h	13		7	[W]
1936	h	17		0	[W]	1955		0		24	[L]
1936	t	6		0	[W]	1956	h	21		35	[L]
1937	h	27		14	[W]	1956		7		14	[L]
1937	h	16		7	[W]	1957	h	6		0	[W]
1938	2	7		27	[L]	1957		6		7	[L]
1938	3	7		14	[L]	1958	h	24		3	[W]
1939		14		17	[L]	1958		31		24	[W]
1939	h	24		12	[W]	1959		24		28	[L]
1940	h	7		3	[W]	1959	h	31		0	[W]
1940		0		7	[L]	1960		7		34	[L]

1941 h	7	10	[L]	1960 h	27	21	[W]
1941	7	7	[T]	1961	16	21	[L]
1942 h	14	24	[L]	1961 h	24	35	[L]
1942	14	0	[W]	1962 h	13	7	[W]
1945 h	3	45	[L]	1962	26	17	[W]
1945	6	30	[L]	1963	21	21	[T]
1946 h	10	7	[W]	1963 h	20	20	[T]
1946	7	10	[L]	1964	7	21	[L]
1947 h	35	24	[W]	1964 h	10	34	[L]
1947	0	21	[L]	1965	20	14	[W]
1947 h	0	21	[L]	1965 h	13	47	[L]
(Eastern Conference Playoff)				1966 h	14	31	[L]
1948 h	7	34	[L]	1966	23	27	[L]
1948	0	17	[L]	1967	24	34	[L]
1949 h	7	38	[L]	1968 h	6	3	[W]
1949	17	34	[L]	1969	27	41	[L]
1950 h	10	17	[L]	1970	20	30	[L]
1950	9	7	[W]	1974 h	27	0	[W]
1951 h	13	34	[L]	1979	14	17	[L]
1951	17	13	[W]	1988 h	26	27	[L]
1952 h	25	31	[L]	1991	14	23	[L]
1952	21	26	[L]	1994 h	14	3	[W]
1-Johnstown, Pa.				2-Buffalo, N.Y.			
				3-Charleston, W.V.			

SAN DIEGO CHARGERS

Steelers won 14, lost 7 (Home: 9-2, Road: 5-5)

Steelers won 14, lost 1 (1981-82, 1984-85)

STEELERS	CHARGERS		STEELERS	CHARGERS	
1971 h 21	17	[W]	1985 44	54	[L]
1972 24	2	[W]	1987 20	16	[W]
1973 h 38	21	[W]	1988 14	20	[L]
1975 37	0	[W]	1989 h 20	17	[W]
1976 h 23	0	[W]	1990 h 36	14	[W]
1977 10	9	[W]	1991 h 26	20	[W]
1979 7	35	[L]	1992 23	6	[W]
1980 17	26	[L]	1993 h 16	3	[W]
1982 h* 28	31	[L]	1994 34	37	[L]
1983 h 26	3	[W]	1994 h** 13	17	[L]
1984 h 52	24	[W]			

Franchise moved from Los Angeles to San Diego after 1960 season

SAN FRANCISCO 49ERS

Steelers won 7, lost 8 (Home: 3-4, Road: 4-4)

STEELERS		49ERS		STEELERS		49ERS	
1951 h	24	28	[L]	1977 h	27	0	[W]
1952	24	7	[W]	1978	24	7	[W]
1954	3	31	[L]	1981 h	14	17	[L]
1958	20	23	[L]	1984	20	17	[W]
1961 h	20	10	[W]	1987 h	30	17	[W]
1965	17	27	[L]	1990	7	27	[L]
1968 h	28	45	[L]	1993 h	13	24	[L]
1973	37	14	[W]				

SEATTLE SEAHAWKS

Steelers won 5, lost 6 (Home: 4-1, Road: 1-5)

STEELERS		SEAHAWKS		STEELERS		SEAHAWKS	
1977 h	30	20	[W]	1987 h	13	9	[W]
1978 h	21	10	[W]	1991 h	7	27	[L]
1981	21	24	[L]	1992 h	20	14	[W]
1982	0	16	[L]	1993	6	16	[L]
1983	27	21	[W]	1994	13	30	[L]
1986	0	30	[L]				

TAMPA BAY BUCCANEERS

Steelers won 4, lost 0 (Home: 2-0, Road: 2-0)

STEELERS		BUCCS		STEELERS		BUCCS	
1976 h	42	0	[W]	1983 h	17	12	[W]
1980	24	21	[W]	1989	31	22	[W]

NFL LEADERS SINCE 1970 MERGER

Team	Division Titles	Playoffs
San Francisco (NFC)	14	15
Minnesota (NFC)	12	16
Dallas (NFC)	12	18
Miami (AFC)	11	15
STEELERS (AFC)	11	15
Los Angeles Raiders (AFC)	9	15
Los Angeles Rams (NFC)	8	14

WASHINGTON REDSKINS

Steelers won 28, lost 43, tied 4 (Home: 16-22-1, Road: 12-21-3)

STEELERS			REDSKINS			STEELERS			REDSKINS		
1933 h	6		21	[L]		1952	24		23	[W]	
1933	16		14	[W]		1953 h	9		17	[L]	
1934 h	0		7	[L]		1953	14		13	[W]	
1934	0		39	[L]		1954 h	37		7	[W]	
1935 h	6		0	[W]		1954	14		17	[L]	
1935	3		13	[L]		1955 h	14		23	[L]	
1936 h	10		0	[W]		1955	17		28	[L]	
1936	0		30	[L]		1956 h	30		13	[W]	
1937	20		34	[L]		1956	23		0	[W]	
1937 h	21		13	[W]		1957 h	28		7	[W]	
1938 h	0		7	[L]		1975	3		10	[L]	
1938	0		15	[L]		1958 h	24		16	[W]	
1939	14		44	[L]		1958	14		14	[T]	
1939 h	14		21	[L]		1959 h	17		23	[L]	
1940 h	10		40	[L]		1959	27		6	[W]	
1940	10		37	[L]		1960	27		27	[T]	
1941 h	20		24	[L]		1960 h	22		10	[W]	
1941	3		23	[L]		1961 h	20		0	[W]	
1942	14		24	[L]		1961	30		14	[W]	
1942 h	0		14	[L]		1962 h	23		21	[W]	
1943 h	14		14	[T]		1962	27		24	[W]	
1943	27		14	[W]		1963 h	38		27	[W]	
1944	20		42	[L]		1963	34		28	[W]	
1945 h	0		14	[L]		1964 h	0		30	[L]	
1945	0		24	[L]		1964	14		7	[W]	
1946	14		14	[T]		1965 h	3		31	[L]	
1946 h	14		7	[W]		1965	14		35	[L]	
1947	26		27	[L]		1966 h	27		33	[L]	
1947 h	21		14	[W]		1966	10		24	[L]	
1948	14		17	[L]		1967 h	10		15	[L]	
1948 h	10		7	[W]		1968	13		16	[L]	
1949 h	14		27	[L]		1969 h	7		14	[L]	
1949	14		27	[L]		1973 h	21		16	[W]	
1950	26		7	[W]		1979 h	38		7	[W]	
1950 h	7		24	[L]		1985 h	23		30	[L]	
1951 h	7		22	[L]		1988	29		30	[L]	
1951	20		10	[W]		1991 h	14		41	[L]	
1952 h	24		28	[L]							

Franchise moved from Boston to Washington after 1936 season.

*AFC Playoffs

**AFC Championship

***Super Bowl

STEELERS SINCE REALIGNMENT (1970-1994)

			Regular	Playoff	Overall	Pct.
1.	Miami	AFC	248-126-2	19-16	267-142-2	.6504
2.	L.A. Raiders	AFC	236-134-6	21-12	257-146-0	.6377
3.	Dallas	NFC	239-137-0	30-16	269-153-0	.6375
4.	San Francisco	NFC	225-148-3	23-10	248-158-0	.6108
5.	Washington	NFC	228-147-1	21-12	249-160-1	.6085
6.	Pittsburgh	AFC	224-151-1	21-11	245-162-1	.6017
7.	Minnesota	NFC	220-154-2	11-16	231-170-2	.5757
8.	L.A. Rams	NFC	207-165-4	10-14	217-179-4	.5475

WHEN THE STEELERS RUSH FOR 200 YARDS (since 1970 merger)

200-Yd. Reg. Season Postseason				200-Yd. Reg. Season Postseason			
Year	Games	W-L	W-L	Year	Games	W-L	W-L
1970	1	0-1	—	1982	2	2-0	0-0
1971	2	1-1	—	1983	5	4-1	0-0
1972	7	6-1	0-0	1984	1	1-0	0-0
1973	2	2-0	0-0	1985	2	2-0	—
1974	7	4-0	3-0	1986	3	3-0	—
1975	7	6-0	1-0	1987	3	3-0	—
1976	10	9-0	1-0	1988	3	3-0	—
1977	3	3-0	0-0	1989	1	1-0	0-0
1978	2	2-0	0-0	1990	1	1-0	—
1979	4	4-0	0-0	1991	0	0-0	0
1980	0	0-0	—	1992	2	2-0	0
1981	3	3-0	—	1993	3	3-0	0
Record in 1970s: 42-3				1994	3	2-0	1-0
Record in 1980s: 22-1				Total	77	67-4	6-0
Record in 1990s: 9-0							

STEELERS ALL-TIME LEADERS

RUSHING

Player	Years	Atts.	Yds.	Avg.	LG	TDs
Franco Harris	1972-83	2,881	11,950	4.1	75†	91
John Henry Johnson	1960-65	1,025	4,383	4.3	87	26
Frank Pollard	1980-88	953	3,989	4.2	52	20
Dick Hoak	1961-70	1,132	3,965	3.5	77	25
Barry Foster	1990-94	915	3,943	4.3	69	26
Rocky Bleier	1968, 1970-80	928	3,865	4.2	70†	23
Walter Abercrombie	1982-87	842	3,343	4.0	50†	22
Fran Rogel	1950-57	900	3,271	3.6	51	17
Merril Hoge	1987-93	819	3,115	3.8	41†	21
John Fuqua	1970-76	699	2,942	4.2	85	21
Tom Tracy	1958-63	727	2,712	3.7	64	15
Terry Bradshaw	1970-83	444	2,255	5.1	39	32
Preston Pearson	1970-74	573	2,243	3.9	47	8
Lynn Chandnois	1950-56	593	1,934	3.2	38	16
Earnest Jackson	1986-88	470	1,921	4.1	39	9
Sidney Thornton	1977-82	356	1,512	4.2	75	18
Bill Dudley	1942, 1945-46	343	1,505	4.4	42	14
Joe Geri	1949-51	411	1,500	3.6	45	10
Tim Worley	1989-91 1993	336	1,338	4.0	38	5

PASSING

(Based on total yardage)

Player	Years	Atts.	Comps.	Yds.	Pct.	LG	TD	Ints.	Rtg.
Terry Bradshaw	1970-83	3,901	2,025	27,989	51.9	90†	212	210	71.1
Bubby Brister	1986-92	1,477	776	10,104	52.5	90	51	57	69.8
Neil O'Donnell	1990-94	1,455	823	9,897	56.6	89†	51	32	80.1
Bobby Layne	1958-62	1,156	569	8,983	49.2	78	67	81	70.7
Jim Finks	1949-55	1,382	661	8,854	47.8	78†	55	88	48.5
Mark Malone	1980-87	1,374	690	8,582	50.2	61†	54	68	62.1
Ed Brown	1962-65	736	339	5,821	44.7	85	30	50	57.7
Bill Nelsen	1964-67	589	274	4,440	46.5	87†	28	30	67.0
Dick Shiner	1968-69	513	245	3,278	47.8	63	25	27	54.7
Cliff Stoudt	1977-83	479	244	3,217	50.9	72	14	28	57.9
David Woodley	1984-85	339	179	2,630	52.8	80†	14	21	66.2
Kent Nix	1967-69	451	217	2,597	48.1	66	14	33	46.1
Terry Hanratty	1969-75	417	159	2,428	38.1	72†	24	34	42.6
Earl Morrall	1957-58	335	145	2,175	43.3	66	12	19	53.9
Joe Gilliam	1972-75	331	147	2,103	44.4	61†	9	17	53.3

PASS RECEIVING

Player	Years	No.	Yds.	Avg.	LG	TDs
John Stallworth	1974-87	537	8,723	16.2	74†	63
Louis Lipps	1984-91	358	6,018	16.8	89†	39
Lynn Swann	1974-82	336	5,462	16.3	68†	51
Ebbie Nickel	1947-57	329	5,133	15.6	77†	37
Franco Harris	1972-83	306	2,284	7.5	44†	9
Merril Hoge	1987-93	241	2,054	8.5	40	13
Ray Mathews	1951-59	230	3,919	16.1	78†	34
Buddy Dial	1959-63	229	4,723	20.6	88†	42
Bennie Cunningham	1976-85	202	2,879	14.3	48	20
Roy Jefferson	1965-69	199	3,671	18.4	84†	29
Eric Green	1990-94	198	2,681	13.5	71†	24
Ron Shanklin	1970-74	166	3,047	18.4	81†	24
Lynn Chandnois	1950-56	163	2,062	12.6	55	8
Gary Ballman	1962-66	154	2,949	19.2	87†	22
Dwight Stone	1987-94	152	2,460	16.2	90	12
Fran Rogel	1950-57	150	1,087	7.2	64	2
Dick Hoak	1961-70	146	1,452	9.9	48	8
Val Jansante	1946-51	144	2,214	15.4	66	13
Walter Abercrombie	1982-87	138	1,353	9.8	59	7
John Fuqua	1970-76	135	1,247	9.2	57†	3

SCORING

Player	Years	Tot.	TD	TDR	TDP	PAT	FG	TP
Gary Anderson	1982-94	0	0	0	0	416	309	1,343
Roy Gerela	1971-78	0	0	0	0	293	146	731
Franco Harris	1972-83	100	9†	9	0	0	0	600
John Stallworth	1974-87	64	1	63	0	0	0	384
Lynn Swann	1974-82	53	1	51	0	0	0	318*
Mike Clark	1964-67	0	0	0	116	57	287	
Lou Michaels	1961-63	0	0	0	91	62	277	
Louis Lipps	1984-91	46	4	39	0	0	0	276***
Ray Mathews	1951-59	43	13	30	1	0	0	261†
Buddy Dial	1959-63	42	0	42	0	0	0	252
Ebbie Nickel	1947-57	37	0	37	0	0	0	222

Merril Hoge	1987-93	34	21	13	0	0	204
Matt Bahr	1979-80	0	0	0	89	37	200
Dick Hoak	1961-70	33	25	8	0	0	198

INTERCEPTIONS

Player	Years	No.	Yds.	Avg.	LG	TDs
Mel Blount	1970-83	57	736	12.9	52t	2
Jack Butler	1951-59	52	827	15.9	52	4
Donnie Shell	1974-87	51	450	8.8	67	2
Dwayne Woodruff	1979-85, 87-90	37	689	18.6	78t	3
Mike Wagner	1971-80	36	491	13.6	65	0
Jack Ham	1971-82	32	218	6.8	32t	1
Rod Woodson	1990-94	32	658	20.6	63t	4
Jack Lambert	1974-84	28	243	8.7	31	0
Glen Edwards	1971-77	25	652	26.1	86t	1
Howard Hartley	1949-52	25	267	10.7	38	0
Clendon Thomas	1962-68	23	233	10.1	33	0

OPPONENT

QUARTERBACK SACKS

FUMBLE RECOVERIES

Player	Years	No.	Player	Years	No.
L.C. Greenwood	1969-81	73.5	Jack Ham	1971-82	21
Joe Greene	1969-81	66.0	Donnie Shell	1974-87	19
Keith Willis	1982-87, 89-91	59.0	Joe Greene	1969-81	16
Dwight White	1971-80	46.0	Jack Lambert	1974-84	15
Greg Lloyd	1988-94	42.5	Robin Cole	1977-87	14
Ernie Holmes	1972-77	40.0	L.C. Greenwood	1969-81	14
Gary Dunn	1977-87	35.0	Mel Blount	1970-83	11
Steve Furness	1972-80	32.0	Mike Wagner	1971-80	11
Mike Merriweather	1982-87	31.0	Bryan Hinkle	1982-93	10
Robin Cole	1977-87	27.0	Greg Lloyd	1988-94	11
Kevin Greene	1993-94	26.5	Carnell Lake	1989-94	11
Jack Ham	1971-82	25.5			

* Includes one touchdown on punt return (1974)

* Includes one safety

** Includes three touchdowns on punt returns (1984, 85)

STEELERS BIGGEST WINS — WORST LOSSES AT THREE RIVERS STADIUM

BIGGEST WINS

42 pts (45-3) vs IND	9/ 8/85
42 pts (42-0) vs TB	12/ 5/76
35 pts (35-0) vs CLE	12/23/90
35 pts (35-0) vs CHI	9/28/80
31 pts (41-10) vs RAMS	10/29/90
31 pts (38-7) vs HOU	9/ 9/79

WORST LOSSES

51 pts (0-51) vs CLE	9/10/89
34 pts (0-34) vs NE	10/19/87
27 pts (14-41) vs WASH	10/17/91
24 pts (7-31) vs MIA	10/ 7/84
22 pts (6-28) vs MIA	9/30/90

STEELERS BIGGEST COMEBACK WIN

On 12/15/85 the Steelers trailed Buffalo 21-0 in the second quarter. They came back to win 30-24 for the biggest come-from-behind win in club history.

STEELERS BIGGEST WINS — WORST LOSSES

BIGGEST WINS

56 pts (63-7) vs NYG	11/30/52
45 pts (45-0) at KC	11/ 7/76
42 pts (45-3) vs IND	9/ 8/85
42 pts (42-0) vs TB	12/ 5/76
37 pts (37-0) at SD	9/21/75
36 pts (42-6) at CLE	10/ 5/76

WORST LOSSES

51 pts (0-51) vs CLE	9/10/89
47 pts (7-54) vs GB	11/23/41
47 pts (0-47) vs GB	10/15/33
42 pts (3-45) at DET	11/24/83
42 pts (7-49) at BEARS	11/23/47
42 pts (3-45) vs PHI	11/ 4/45
42 pts (7-49) vs BEARS	12/ 3/44

STEELERS AND OPPONENTS SCORING HIGHS

Most Points By Steelers

63	11/30/52 vs NYG	(63-7)
57	12/18/66 at ATL	(57-33)
55	10/17/54 vs CLE	(55-27)
52	11/25/84 vs SD	(52-24)
51	10/ 7/79 at CLE	(51-35)
47	12/11/66 at NYG	(47-28)

Most Points By Opponents

54	12/ 8/85 at SD	(44-54)
54	11/23/41 vs GB	(7-54)
52	9/ 8/91 at BUFF	(34-52)
52	11/23/69 at MIN	(14-52)
52	10/30/66 at DAL	(21-52)
51	9/10/89 at CLE	(0-51)

STEELERS YEAR-BY-YEAR LEADERS

RUSHING

Year	Player	Att	Yards	Avg	LG	TDs
1934	WARREN HELLER	132	528	4.0	—	—
1935	ART STRUTT	92	323	3.5	—	1
1936	WARREN HELLER	106	322	3.0	—	3
1937	JOHN KARCIS	128	511	4.0	—	3
1938	BYRON WHITE (rookie)	152	567#	3.7	—	4
1939	BOYD BRUMBACH	111	343	3.1	—	3
1940	LOU TOMASETTI	68	246	3.6	—	2
1941	DICK RIFFLE	109	388	3.6	54	1
1942	BILL DUDLEY (rookie)	162	696#	4.3	42	5
1943	JACK HINKLE	116	571	4.9	—	4
1944	JOHN GRIGAS	185	610	3.2	—	3
1945	BUIST WARREN	96	285	3.0	75	0
1946	BILL DUDLEY	146	604#	4.1	42	5
1947	JOHNNY CLEMENT	129	670	5.2	43	4
1948	BOB CIFERS	112	361	3.2	21	1
1949	JERRY NUZUM	139	611	4.4	64	5
1950	JOE GERI	188	705	3.8	45	2
1951	FRAN ROGEL	109	385	3.5	51	3
1952	RAY MATHEWS	66	315	4.7	36	0
1953	FRAN ROGEL	137	527	3.8	58	2
1954	FRAN ROGEL	111	415	3.8	16	1
1955	FRAN ROGEL	168	588	3.5	19	2
1956	FRAN ROGEL	131	476	3.6	40	2
1957	BILLY WELLS	154	532	3.5	51	0
1958	TOM TRACY	169	714	4.2	64	5
1959	TOM TRACY	199	794	4.0	51	3
1960	TOM TRACY	192	680	3.4	28	5
1961	JOHN HENRY JOHNSON	213	787	3.9	44	6
1962	JOHN HENRY JOHNSON	251	1,141	4.5	40	7
1963	JOHN HENRY JOHNSON	186	775	4.2	48	4
1964	JOHN HENRY JOHNSON	235	1,048	4.7	45	7
1965	DICK HOAK	131	426	3.2	42	5
1966	BILL ASBURY	169	544	3.3	45	7
1967	DON SHY (rookie)	99	341	3.4	33	4
1968	DICK HOAK	175	858	4.9	77	3
1969	DICK HOAK	151	531	3.5	13	2
1970	JOHN FUQUA	138	691	5.0	85	7
1971	JOHN FUQUA	155	625	4.0	30	4
1972	FRANCO HARRIS (rookie)	188	1,055	5.6*	75†	10
1973	FRANCO HARRIS	188	698	3.7	35	3
1974	FRANCO HARRIS	208	1,006	4.8	54	5
1975	FRANCO HARRIS	262	1,246	4.8	36	10
1976	FRANCO HARRIS	289	1,128	3.9	30	14*
	ROCKY BLEIER	220	1,036	4.7	28	5
1977	FRANCO HARRIS	300	1,162	3.9	61†	11
1978	FRANCO HARRIS	310	1,082	3.5	37	8
1979	FRANCO HARRIS	261	1,186	4.4	71	11
1980	FRANCO HARRIS	208	789	3.8	26	4
1981	FRANCO HARRIS	242	987	4.1	50	8
1982	FRANCO HARRIS	140	604	4.3	21	2
1983	FRANCO HARRIS	279	1,007	3.6	19	5
1984	FRANK POLLARD	213	851	4.0	52	6
1985	FRANK POLLARD	233	991	4.3	56	3
1986	EARNEST JACKSON	216	910	4.2	31	5
1987	EARNEST JACKSON	180	696	3.9	39	1
1988	MERRIL HOGE	170	705	4.1	20	3
1989	TIM WORLEY (rookie)	195	770	3.9	38	5
1990	MERRIL HOGE	203	772	3.8	41†	7
1991	MERRIL HOGE	165	610	3.7	24	2
1992	BARRY FOSTER	390*#	1,690*†	4.3	69	11†
1993	LEROY THOMPSON	205	763	3.7	36	3
1994	BARRY FOSTER	216	851	3.9	29†	5

TOTAL YARDS FROM SCRIMMAGE

Year	Player	Total Yards	Rush. Yards	Rec. Yards
1947	JOHNNY CLEMENT	676	670	6
1948	VAL JANSANTE	620	-3	623
1949	JERRY NUZUM	692	611	81
1950	JOE GERI	738	705	33
1951	LYNN CHANDNOIS	822	332	490
1952	ELBIE NICKEL	884	0	884
1953	LYNN CHANDNOIS	882	470	412
1954	RAY MATHEWS	894	242	652
1955	RAY MATHEWS	949	187	762
1956	FRAN ROGEL	564	476	88
1957	JACK McCLAIREN	630	0	630
1958	TOM TRACY	1,249	714	535
1959	TOM TRACY	1,067	794	273
1960	TOM TRACY	1,025	680	345
1961	JOHN HENRY JOHNSON	1,111	787	324
1962	JOHN HENRY JOHNSON	1,367	1,141	226
1963	BUDDY DIAL	1,295	0	1,295
1964	JOHN HENRY JOHNSON	1,117	1,048	69
1965	GARY BALLMAN	905	46	859
1966	ROY JEFFERSON	808	36	772
1967	J.R. WILBURN	767	0	767
1968	ROY JEFFERSON	1,131	57	1,074
1969	ROY JEFFERSON	1,125	46	1,079
1970	FRENCHY FUQUA	980	691	289
1971	FRENCHY FUQUA	1,052	625	427
1972	FRANCO HARRIS (rookie)	1,235	1,055	180
1973	FRANCO HARRIS	767	698	69
1974	FRANCO HARRIS	1,206	1,006	200

1975	FRANCO HARRIS	1,460	1,246	214
1976	ROCKY BLEIER	1,330	1,036	294
1977	FRANCO HARRIS	1,224	1,162	62
1978	FRANCO HARRIS	1,226	1,082	144
1979	FRANCO HARRIS	1,477	1,186	291
1980	FRANCO HARRIS	985	789	196
1981	FRANCO HARRIS	1,237	987	250
1982	FRANCO HARRIS	853	604	249
1983	FRANCO HARRIS	1,285	1,007	278
1984	JOHN STALLWORTH	1,396	0	1,396*
1985	FRANK POLLARD	1,241	991	250
1986	WALTER ABERCROMBIE	1,272	877	395
1987	EARNEST JACKSON	748	696	52
1988	MERRIL HOGE	1,192	705	487
1989	LOUIS LIPPS	1,124	180	944
1990	MERRIL HOGE	1,114	772	342
1991	MERRIL HOGE	989	610	379
1992	BARRY FOSTER	2,034*	1,690*	344
1993	LEROY THOMPSON	1,022	763	259
1994	BYRON "BAM" MORRIS (rookie)	1,040	836	204

PASSING

Year	Player	Att.	Comp.	Yards	TDs	Ints	Rtg.
1934	WARREN HELLER	112	31	511	—	15	—
1935	WARREN HELLER	41	9	88	—	—	—
1936	ED MATESIC	138	64	850	—	16	—
1937	ED FISKE	43	17	318	—	4	—
1938	FRANK FILCHOK (rookie)	101	41	469	—	11	—
1939	HUGH McCULLOUGH (rookie)	100	32	443	2	12	14.3
1940	BILL PATTERSON	117	34	529	—	15	—
1941	BOYD BRUMBAUGH	41	13	260	2	8	31.7
1942	BILL DUDLEY (rookie)	94	35	438	2	5	37.4
1943	ROY ZIMMERMAN	124	43	846	9	17	44.2
1944	JOHNNY GRIGAS	131	50	690	6	21	31.6
1945	BUIST WARREN	92	36	368	0	10	11.8
1946	BILL DUDLEY	90	32	452	2	9	20.3
1947	JOHNNY CLEMENT	123	52	1,004	7	9	59.9
1948	RAY EVANS	137	64	924	5	17	41.9
1949	JOE GERI (rookie)	77	31	554	5	5	60.2
1950	JOE GERI	113	41	866	6	15	42.3
1951	CHUCK ORTMANN (rookie)	139	56	671	3	13	24.0
1952	JIM FINKS	336	158	2,307	20#	19	66.1
1953	JIM FINKS	292	131	1,484	8	14	49.7
1954	JIM FINKS	306	164	2,003	14	19	63.6
1955	JIM FINKS	344	165	2,270	10	26*	47.6
1956	TED MARCHIBRODA	275	124	1,585	12	19	49.6
1957	EARL MORRALL	289	139	1,900	11	12	64.7
1958	BOBBY LAYNE	268	133	2,339	14	12	78.4
1959	BOBBY LAYNE	297	142	1,986	20	21	62.6
1960	BOBBY LAYNE	209	103	1,814	13	17	66.3
1961	RUDY BUKICH	156	89	1,253	11	16	67.2
1962	BOBBY LAYNE	233	116	1,686	9	17	56.3
1963	ED BROWN	362	168	2,982	21	20	71.5
1964	ED BROWN	272	121	1,990	12	19	55.2
1965	BILL NELSEN	270	121	1,917	8	17	52.8
1966	RON SMITH	181	79	1,249	8	12	54.4
1967	KENT NIX	268	136	1,587	8	19	49.5
1968	DICK SHINER	304	148	1,856	18	17	64.5
1969	DICK SHINER	209	97	1,422	7	10	60.4
1970	TERRY BRADSHAW (rookie)	218	83	1,410	6	24	30.6
1971	TERRY BRADSHAW	373	203	2,259	13	22	59.8
1972	TERRY BRADSHAW	308	147	1,887	12	12	64.1
1973	TERRY BRADSHAW	180	89	1,183	10	15	54.7
1974	JOE GILLIAM	212	96	1,274	4	8	55.4
	TERRY BRADSHAW	148	67	785	7	8	55.1
1975	TERRY BRADSHAW	286	165	2,055	18	9	87.8*
1976	TERRY BRADSHAW	192	92	1,177	10	9	65.3
1977	TERRY BRADSHAW	314	162	2,523	17	19	71.2
1978	TERRY BRADSHAW	368	207	2,915†	28*	20	84.8
1979	TERRY BRADSHAW	472	259	3,724*	26	25	77.0
1980	TERRY BRADSHAW	424	218	3,339	24	22	75.1
1981	TERRY BRADSHAW	370	201	2,887	22	14	84.0
1982	TERRY BRADSHAW	240	127	1,768	17	11	81.4
1983	CLIFF STOUTD	381	197	2,553	12	21	80.8
1984	MARK MALONE	272	147	2,137	16	17	73.3
1985	MARK MALONE	233	117	1,428	13	7	75.6
1986	MARK MALONE	425	216	2,444	15	18	62.6
1987	MARK MALONE	336	156	1,896	6	19	46.5
1988	BUBBY BRISTER	370	175	2,634	11	14	65.3
1989	BUBBY BRISTER	342	187	2,365	9	10	73.1
1990	BUBBY BRISTER	387	223	2,725	20	14	81.6
1991	NEIL O'DONNELL	286	156	1,963	11	7	78.8
	BUBBY BRISTER	190	103	1,350	9	9	72.9
1992	NEIL O'DONNELL	313	185	2,283	13	9	83.6
1993	NEIL O'DONNELL	486*	270*	3,208	14	7	79.5
1994	NEIL O'DONNELL	370	212	2,443	13	9	78.9

PASS RECEIVING

Year	Player	No.	Yards	Avg.	LG	TDs
1934	BEN SMITH	12	190	15.8	—	0
1935	JIM LEVEY	11	112	10.2	—	2
1936	WILBUR SORTET	14	197	14.1	—	1
1937	JOHNNY BLOOD	10	168	16.8	—	4
1938	BILL DAVIDSON	12	229	19.1	—	0
1939	SAM BOYD (rookie)	21	423	20.1	—	2
1940	GEORGE PIATUKAS	15	290	19.3	—	2
1941	DON LOONEY	10	186	18.6	66	1
1942	WALT KICHEFSKI	15	189	12.6	26	0
1943	TONY BOVA	17	419	24.7	51	5
1944	ED RUCINSKI	22	284	12.9	40	1
1945	TONY BOVA	15	220	14.7	52	1

1946	VAL JANSANTE	10	536	13.6	34	1
1947	VAL JANSANTE	35	599	17.1	46	2
1948	VAL JANSANTE	39	623	16.0	66	3
1949	VAL JANSANTE	29	445	15.3	47	4
1950	VAL JANSANTE	26	353	13.6	40	0
1951	HANK MINARIK (rookie)	35	459	13.1	37	1
1952	ELBIE NICKEL	55	884	16.1	54	9
1953	ELBIE NICKEL	62	743	12.0	40	4
1954	RAY MATHEWS (RB)	44	652	14.8	78	6
1955	RAY MATHEWS (RB)	42	762	18.1	51	6
1956	RAY MATHEWS (RB)	31	540	17.4	64	5
1957	JACK McCLAIREN	46	630	13.7	48	2
1958	JIMMY ORR	33	910	27.6	78	7
1959	JIMMY ORR	35	604	17.3	43	3
1960	BUDDY DIAL	40	972	24.3	70	9
1961	BUDDY DIAL	53	1,047	19.8	88	12
1962	BUDDY DIAL	50	981	19.6	62	6
1963	BUDDY DIAL	60	1,295	21.6	83	9
1964	GARY BALLMAN (RB)	47	935	19.9	47	7
1965	GARY BALLMAN (RB)	40	859	21.5	88	5
1966	JOHN HILTON (TE)	46	603	13.1	32	4
1967	J.R. WILBURN	51	767	15.0	66	5
1968	ROY JEFFERSON	58	1,074	18.5	62	11
1969	ROY JEFFERSON	67	1,079	16.1	63	9
1970	RON SHANKLIN (rookie)	30	691	23.0	81	4
1971	RON SHANKLIN	49	652	13.3	42	6
	JOHN FUQUA (RB)	49	427	8.7	40	1
1972	RON SHANKLIN	38	669	17.6	57	3
1973	RON SHANKLIN	30	711	23.7	67	10
1974	FRANK LEWIS	30	365	12.2	31	4
1975	LYNN SWANN	49	781	15.9	43	11
1976	LYNN SWANN	28	576	20.6	47	3
1977	LYNN SWANN	50	789	15.8	47	7
1978	LYNN SWANN	61	880	14.4	62	11
1979	JOHN STALLWORTH	70	1,183	16.9	651	8
1980	LYNN SWANN	44	710	16.1	681	7
1981	JOHN STALLWORTH	63	1,098	17.4	55	5
1982	FRANCO HARRIS (RB)	31	249	8.0	20	0
1983	CALVIN SWEENEY	39	577	14.8	42	5
1984	JOHN STALLWORTH	80	1,395	17.4	51	11
1985	JOHN STALLWORTH	75	937	12.5	41	5
1986	WALTER ABERCROMBIE (RB)	47	395	8.4	27	2
1987	JOHN STALLWORTH	41	521	12.7	45	2
1988	LOUIS LIPPS	50	973	19.5	891	2
	MERRIL HOGE (RB)	50	487	9.7	40	3
1989	LOUIS LIPPS	50	944	18.9	791	5
1990	LOUIS LIPPS	50	682	13.6	37	3
1991	LOUIS LIPPS	55	671	12.2	35	2
1992	JEFF GRAHAM	49	711	14.5	51	1
1993	ERIC GREEN (TE)	63	942	15.0	711	5
1994	JOHN L. WILLIAMS	51	378	7.4	23	2

SCORING

Year	Player	TDs	PATs	FGs	TP
1935	ARMAND NICCOLAI	0	10	6	28
1936	ARMAND NICCOLAI	0	7	7	28
1937	JOHNNY "BLOOD" MCNALLY	5	0	0	30
1938	BYRON WHITE (rookie)/BILL SORTET	4	0	0	24
1939	ARMAND NICCOLAI	0	15	3	24
1940	ARMAND NICCOLAI	0	6	6	24
1941	ART JONES	5	0	0	30
1942	BILL DUDLEY (rookie)	6	0	0	36
1943	ERNIE STEELE/BOB THURBON	6	0	0	36
1944	BOB THURBON	5	0	0	30
1945	BILL DUDLEY	3	2	0	20
1946	BILL DUDLEY	5	12	2	48
1947	STEVE LACH	9	0	0	54
1948	JOE GLAMP	3	26	4	56
1949	JOE GERI (rookie)	5	12	1	45
1950	JOE GERI	3	22	3	64
1951	JOE GERI	4	22	7	67
1952	ELBIE NICKEL	9	0	0	54
1953	NICK BOLKOVAC	1	27	4	45
1954	RAY MATHEWS	8	0	0	48
1955	RAY MATHEWS	7	0	0	42
1956	ELBIE NICKEL/LYNN CHANDNOIS	5	0	0	30
1957	EARL GIRARD	4	2	1	29
1958	TOM MINER	0	31	14	73
1959	BOBBY LAYNE	2	32	11	77
1960	TOM TRACY	9	0	3	63
1961	BUDDY DIAL	12	0	0	72
1962	LOU MICHAELS	0	32	26	110
1963	LOU MICHAELS	0	32	21	95
1964	MIKE CLARK	0	28	13	67
1965	MIKE CLARK	0	19	11	52
1966	MIKE CLARK	0	34	21	97
1967	MIKE CLARK	0	35	12	71
1968	ROY JEFFERSON	12	0	0	72
1969	GENE MINGO	0	26	12	62
1970	JOHN FUQUA	9	0	0	54
1971	ROY GERELA	0	27	17	78
1972	ROY GERELA	0	35	28	119
1973	ROY GERELA	0	36	29	123
1974	ROY GERELA	0	33	20	93
1975	ROY GERELA	0	44	17	95
1976	FRANCO HARRIS	14	0	0	84
1977	FRANCO HARRIS	11	0	0	66
1978	ROY GERELA	0	44	17	95
1979	MATT BAHR (rookie)	0	50	18	104
1980	MATT BAHR	0	39	19	96
1981	DAVE TROUT (rookie)	0	38	12	74
1982	GARY ANDERSON (rookie)	0	22	10	52

1983	GARY ANDERSON	0	38	27	119†
1984	GARY ANDERSON	0	45	24	117†
1985	GARY ANDERSON	0	40	33#	139†
1986	GARY ANDERSON	0	32	21	95
1987	GARY ANDERSON	0	21	22	87
1988	GARY ANDERSON	0	34	28	118
1989	GARY ANDERSON	0	28	21	91
1990	GARY ANDERSON	0	32	20	92
1991	GARY ANDERSON	0	31	23	100
1992	GARY ANDERSON	0	29	28	113
1993	GARY ANDERSON	0	32	28	116
1994	GARY ANDERSON	0	32	24	104

INTERCEPTIONS

Year	Player	No.	Yards	LG	TDs
1946	BILL DUDLEY	10#	242	80†	1
1947	TONY COMPAGNO	4	168	64†	2
	WALT SLATER	4	38	38	0
1948	TONY COMPAGNO	7	179	82†	1
1949	HOWARD HARTLEY	6	63	41	0
1950	HOWARD HARTLEY	5	84	38	0
1951	HOWARD HARTLEY	10	69	23	0
1952	JACK BUTLER	7	168	41	0
1953	JACK BUTLER	9	147	28	1
1954	PAUL CAMERON (rookie)	7	118	32	0
1955	RICHIE McCABE (rookie)	3	29	25	0
1956	JACK BUTLER	6	113	34	0
1957	JACK BUTLER	10	85	20	0
1958	JACK BUTLER	9	81	19	0
1959	DEAN DERBY	7	127	24	0
1960	DICK MOEGLE	6	49	31	0
1961	JOHN SAMPLE	8	141	42	0
1962	CLENDON THOMAS	7	48	15	0
1963	CLENDON THOMAS	8	122	32	0
1964	BRADY KEYS	2	11	11	0
	DICK HALEY	2	11	8	0
	WILLIE DANIEL	2	4	4	0
1965	JIM BRADSHAW	5	117	82†	1
1966	MARV WOODSON	4	91	56†	1
	JIM BRADSHAW	4	82	28	1
	BRADY KEYS	4	0	0	0
1967	MARV WOODSON	7	49	24	0
1968	PAUL MARTHA	3	43	23	0
	RAY MAY	3	31	25†	1
	MARV WOODSON	3	23	12	0
1969	BOB HOHN	5	64	24	0
	PAUL MARTHA	5	37	15	0
1970	LEE CALLAND	7	38	21	0
1971	JOHN ROWSER	4	94	70†	1
1972	JACK HAM	7	83	32†	1
1973	MIKE WAGNER	8*	134	38	0
1974	GLEN EDWARDS	5	153	59	1
	J.T. THOMAS	5	22	14	0
	JACK HAM	5	13	10	0
1975	MEL BLOUNT	11#*	121	47	0
1976	GLEN EDWARDS	6	95	55	0
	MEL BLOUNT	6	75	28	0
1977	MEL BLOUNT	6	65	37	0
1978	TONY DUNGY	6	96	65	0
1979	JACK LAMBERT	6	29	23	0
1980	DONNIE SHELL	7	135	67	0
1981	MEL BLOUNT	6	106	50†	1
	JACK LAMBERT	6	76	31	0
1982	DWAYNE WOODRUFF	55	53	30	0
	DONNIE SHELL	55	27	18	0
1983	RICK WOODS	5	53	31	0
	DONNIE SHELL	5	18	18	0
1984	DONNIE SHELL	7	71	52†	1
1985	DWAYNE WOODRUFF	5	80	33	0
1986	LUPE SANCHEZ	3	71	67†	1
	ERIC WILLIAMS	3	44	25	0
	DONNIE SHELL	3	29	17	0
	RICK WOODS	3	26	23	0
	HARVEY CLAYTON	3	18	14	0
	BRYAN HINKLE	3	7	6	0
1987	DWAYNE WOODRUFF	5	91	33†	1
1988	DWAYNE WOODRUFF	4	109	78†	1
	ROD WOODSON	4	98	29	0
1989	DWAYNE WOODRUFF	4	57	35	0
1990	ROD WOODSON	5	67	34	0
1991	THOMAS EVERETT	4	53	27	0
1992	DARREN PERRY (rookie)	6	69	34	0
1993	ROD WOODSON	8	138	63†	1
1994	DARREN PERRY	7	112	42	0

QUARTERBACK SACKS

Year	Player	No.	Year	Player	No.
1972	JOE GREENE	11	1983	KEITH WILLIS	14
1973	L.C. GREENWOOD	8.5	1984	MIKE MERRIWEATHER	15*
1974	ERNIE HOLMES	11.5	1985	KEITH WILLIS	5.5
1975	ERNIE HOLMES	8.5	1986	KEITH WILLIS	12
1976	JOE GREENE	6	1987	MIKE MERRIWEATHER	5.5
1977	STEVE FURNESS	8.5	1988	TIM JOHNSON	4
1978	L.C. GREENWOOD	9	1989	GREG LLOYD	7
1979	L.C. GREENWOOD	7	1990	GERALD WILLIAMS	6
	STEVE FURNESS	7	1991	JERROL WILLIAMS	9
1980	L.C. GREENWOOD	5	1992	GREG LLOYD	6.5
1981	GARY DUNN	8	1993	KEVIN GREENE	12.5
1982	TOM BEASLEY	6	1994	KEVIN GREENE	14.0#
	GARY DUNN	6			

*Team record

+ Team record for TE

†Team record for RB

#NFL leader

†AFC leader

*Tied for NFL lead

‡Tied for AFC lead

STEELERS LONGEST PLAYS

Longest Runs From Scrimmage

- 97t Bobby Gage (12-4-49 vs. Chicago Bears)
- 87t John Henry Johnson (12-11-60 vs. Philadelphia)
- 85t John Fuqua (12-20-70 vs. Philadelphia)
- 77t Dick Hoak (10-20-68 vs. New Orleans)
- 75t Franco Harris (11-19-72 vs. Cleveland)
- 75t Buist Warren (11-11-45 vs. Chicago Cardinals)
- 75t Sidney Thornton (9-23-79 vs. Baltimore) (Three Rivers Stadium)
- 73t Bill Asbury (9-17-67 vs. Cleveland)
- 72t John Fuqua (12-20-70 vs. Philadelphia)
- 71t Franco Harris (10-7-79 vs. Cleveland)
- 70t Warren Williams (11-4-90 vs. Atlanta) (TRS)
- 70t Rocky Bleier (10-7-79 vs. Cleveland)

Longest Pass Plays

- 90t Bubby Brister to Dwight Stone (10-14-90 vs. Denver)
- 90t Terry Bradshaw to Mark Malone (11-8-81 vs. Seattle)
- 89t **Neil O'Donnell** to Dwight Stone (9-1-91 vs. San Diego) (TRS)
- 89t Bubby Brister to Louis Lipps (11-13-88 vs. Philadelphia) (TRS)
- 88t Rudy Bukich to Buddy Dial (10-22-61 vs. Cleveland)
- 87t Terry Bradshaw to Dave Smith (12-6-70 vs. Green Bay)
- 87t Bill Nelsen to Gary Ballman (11-28-65 vs. Cleveland)
- 84t **Mike Tomczak** to **Charles Johnson** (12-24-94 vs. San Diego)
- 84t Ron Smith to Roy Jefferson (9-18-66 vs. Detroit)
- 81t Terry Bradshaw to Ron Shanklin (11-29-70 vs. Cleveland)
- 80t Bubby Brister to Louis Lipps (12-4-88 vs. Houston)
- 80t Bubby Brister to Louis Lipps (9-11-88 vs. Washington)
- 80t David Woodley to Louis Lipps (9-2-84 vs. Kansas City)
- 80t Merlyn Condit to Bill Dudley (10-27-46 vs. Boston)
- 79t Bubby Brister to Louis Lipps (12-24-89 vs. Tampa Bay)
- 79t Ron Smith to Gary Ballman (9-25-66 vs. Washington)
- 78t Terry Bradshaw to Dave McMakin (12-3-72 vs. Cleveland)
- 78t Jim Finks to Ray Mathews (10-17-54 vs. Cleveland)
- 77t Jim Finks to Ray Mathews (11-8-53 vs. Cleveland)
- 77t Joe Geri to Elbie Nickel (10-14-51 vs. San Francisco)
- 74t Terry Bradshaw to John Stallworth (12-5-82 vs. Kansas City)

Longest Punts

- 82t Joe Geri (10-20-49 vs. Green Bay)
- 75t Bobby Joe Green (1960)
- 74t Craig Colquitt (12-7-81 vs. Oakland) and Bob Cifers (1947)

Longest Punt Returns

- 90t Brady Keys (9-20-64 vs. N.Y. Giants)
- 82t Brady Keys (9-22-63 vs. N.Y. Giants)
- 80t **Rod Woodson** (10-25-92 vs. Kansas City)
- 80t Roy Jefferson (11-10-68 vs. St. Louis)

Longest Kickoff Returns

- 101t Don McCall (11-23-69 vs. Minnesota)
- 96t Billy Wells (10-13-57 vs. Chicago Cardinals)
- 95t Larry Anderson (10-15-78 vs. Cleveland)
- 94t Mike Collier (10-26-75 vs. Green Bay)
- 93t Jim (Cannonball) Butler (10-30-66 vs. Dallas)
- 93t Lynn Chandnois (10-12-52 vs. Phil. 10-3-53 vs. N.Y. Giants)
- 92t Dwight Stone (12-4-88 vs. Houston)
- 92t **Rod Woodson** (10-9-88 vs. Phoenix)

Longest Interception Returns

- 99t Martin Kottler (9-27-33 vs. Chicago Cardinals)
- 91t Jack Hinkle (10-9-43 vs. N.Y. Giants)
- 86t Glen Edwards (9-30-73 vs. Houston)
- 82t Tony Compagno (11-7-48 vs. Green Bay)
- 82t Jim Bradshaw (10-24-65 vs. Philadelphia)
- 81t Russ Craft (10-17-54 vs. Cleveland)
- 80t Bill Dudley (11-3-46 vs. Washington)

Longest Field Goals

- 55t Gary Anderson (11-25-84 vs. San Diego) (TRS)
- 54t Gary Anderson (12-8-91 vs. Houston)
- 53t Gary Anderson (10-21-84 vs. Indianapolis)
- 52t Gary Anderson (11-13-88 vs. Philadelphia)
- 52t Gary Anderson (11-17-85 vs. Houston)
- 52t Gary Anderson (11-22-87 vs. Cincinnati)
- 50t Gary Anderson (9-13-87 vs. San Francisco)
- 50t Gary Anderson (11-6-94 vs. Houston)
- 50t Lou Michaels (9-15-63 vs. Philadelphia)

Longest Fumble Return

- 94t Greg Best (10-16-83 vs. Cleveland) (TRS)

Blocked Kick Return

- 83t Dale Dodrill (12-14-52 vs. Los Angeles Rams)

THE LAST TIME

OVERTIME GAME WON

By Steelers — Steelers 16; Miami 13, 11-20-94

By Opponents — Arizona 20, Steelers 17, 10-30-94

SHUTOUT

By Steelers — Steelers 23, Buffalo 0 at Pittsburgh, 11-15-93

By Opponents — L.A. Rams 27, Steelers 0 at Anaheim, 9-12-93

KICKOFF RETURNED FOR A TD

By Steelers — Rod Woodson (84 yards) vs. San Diego, 11-19-89

By Opponents — Andre Coleman (90 yards), San Diego, 12-24-94

PUNT RETURNED FOR A TD

By Steelers — Rod Woodson (80 yards) at Kansas City, 10-25-92

By Opponents — O.J. McDuffie (72 yards), Miami, 12-13-93

INTERCEPTED PASS RETURNED FOR A TD

By Steelers — Rod Woodson (27 yards) vs. Cincinnati, 12-4-94

By Opponents — Orlando Walters (35 yards), Seattle, 9-25-94

FUMBLE RETURNED FOR A TD

By Steelers — Levon Kirkland (16 yards) vs. San Diego, 10-10-93

By Opponents — Quentin Coryatt (78 yards), Indianapolis, 9-18-94

PUNT BLOCKED FOR A TD

By Steelers — John Rodgers (18 yards) vs. Cleveland, 1-2-83

By Opponents — Frank Minnifield (11 yards), Cleveland, 11-20-88

FIELD GOAL BLOCKED FOR A TD

By Steelers — Bob O'Neill (73 yards) vs. Chicago Cards, 10-13-57

By Opponents — Lloyd Burruss (78 yards), Kansas City, 12-21-86

SAFETY SCORED

By Steelers — 1-7-95 vs. Cleveland (Divisional Playoff, Lake sack in endzone)

By Opponents — 12-2-90, Cincinnati (Francis sack in endzone)

TWO 100-YARD RUSHERS IN SAME GAME

By Steelers — 10-26-86 vs. Cincinnati (Jackson 132, Abercrombie 109)

200 YARDS RUSHING

By Steelers — Frenchy Fuqua (218 yards) vs. Philadelphia, 12-20-70

By Opponents — Joe Morris (202 yards), New York Giants, 12-21-85

300 YARDS PASSING

By Steelers — Neil O'Donnell (349 yards) vs. San Diego, 1-15-95 (AFC Championship)

By Opponents — Steve DeBerg (344 yards), Miami, 12-13-93

400 YARDS PASSING

By Steelers — Bobby Layne (409 yards) vs. Chicago Cards, 12-13-58

By Opponents — Doug Williams (430 yards), Washington, 9-11-88

200 YARDS RECEIVING

By Steelers — Buddy Dial (235 yards) vs. Cleveland, 10-22-61

By Opponents — Eddie Brown (216 yards), Cincinnati, 11-6-88

FOUR TD PASSES

By Steelers — Bobby Brister vs. Cleveland, 12-23-90

By Opponents — Dan Marino, Miami, 11-1-87

FIVE TD PASSES

By Steelers — Mark Malone vs. Indianapolis, 9-8-85

By Opponents — Brian Sipe, Cleveland, 10-7-79

SIX TD PASSES

By Opponents — Jim Kelly, Buffalo, 9-8-91

THREE TD RECEPTIONS

By Steelers — Eric Green at Denver, 10-14-90

By Opponents — Paul Warfield, Miami, 11-14-71

FOUR TD RECEPTIONS

By Steelers — Roy Jefferson vs. Atlanta, 11-3-68

By Opponents — Don Beebe, Buffalo, 9-8-91

THREE TDs RUSHING

By Steelers — Barry Foster at Atlanta, 9-27-93

By Opponents — James Brooks, Cincinnati, 11-6-88

FOUR FIELD GOALS

By Steelers — Gary Anderson vs. Houston, 11-6-94

By Opponents — Chris Boniol, Dallas, 9-4-94

FIVE FIELD GOALS

By Steelers — Gary Anderson vs. Kansas City, 11-10-85

By Opponents — Scott Norwood, Buffalo, 9-25-88

SIX FIELD GOALS

By Steelers — Gary Anderson vs. Denver, 10-23-88

THREE INTERCEPTIONS

By Steelers — Darren Perry vs. Cleveland, 9-11-94

By Opponents — Dick Anderson (4), Miami, 12-3-73

FOUR INTERCEPTIONS

By Steelers — Jack Butler vs. Washington, 12-13-53

By Opponents — Dick Anderson, Miami, 12-3-73

STEELERS TEAM RECORDS

GAMES WON

Season 14 (1978)
 Most Consecutive 12 (1978-79)
 Most Consecutive (One Season) 11 (1975)

SCORING

Most Points

Season 416 (1979)
 Game 63 (11-30-52 vs. N.Y. Giants)

Most Points Against

Season 421 (1988)
 Game 54 (11-23-41 vs. Green Bay, 12-8-85 vs. San Diego)

Fewest Points

Season 51 (1934-12 games)
 202 (1965-14 games)

Fewest Points Allowed

Season 138 (1976-14 games)
 117 (1946-11 games)

Most Points, Both Teams

Game 98 (12-8-85, San Diego 54 vs. Pittsburgh 44)
 90 (12-18-66, Pittsburgh 57 vs. Atlanta 33)
 86 (10-7-79, Pittsburgh 51 vs. Cleveland 35)

Fewest Points, Both Teams

Game 0 (1933, Pittsburgh 0 vs. Cincinnati 0)

Most Touchdowns

Season 52 (1979)
 Game 9 (11-30-52 vs. N.Y. Giants)

Most Touchdowns Against

Season 50 (1968, 1969)
 Game 8 (11-23-41 vs. Green Bay, 12-8-85 vs. San Diego)

Fewest Touchdowns Against

Season 14 (1976)

Most Touchdowns Rushing

Season 33 (1976)
 Game 5 (11-7-76 vs. KC, 9-20-81 vs. New York Jets)

Most Touchdowns Rushing Against

Season 20 (1947, 1988)
 Game 6 (10-24-53 vs. G.B., 10-14-34 vs. Boston)

Fewest Touchdowns Rushing Against

Season 5 (1976)

Most Touchdowns Passing

Season 28 (1978)
 Game 5 (11-30-52 vs. New York Giants, 10-7-79 vs. Washington, 11-15-81 vs. Atlanta, 9-8-85 vs. Indianapolis)

Most Touchdowns Passing Against

Season 34 (1962)
 Game 6 (9-8-91 vs. Buffalo)

Fewest Touchdowns Passing Against

Season 9 (1990, 1976, 1975, 1972)

Most Touchdowns (Defensive)

Season 7 (1983, 1987)
 Game 3 (10-10-83 vs. Cincinnati)

Most Points After Touchdown

Season 50 (1979)
 Game 9 (11-30-52 vs. N.Y. Giants)

Most Points After Touchdown Against

Season 49 (1968, 1969)

Most Field Goals

Season 33 (1985)
 Game 6 (10-23-88 vs. Denver)

Most Field Goals Against

Season 26 (1988, 1991)
 Game 7 (9-24-67 vs. St. Louis)

FIRST DOWNS

Most First Downs

Season 337 (1979)
 Game 36 (11-25-79 vs. Cleveland)

Most First Downs By Opponents

Season 323 (1981, 1989)
 Game 35 (11-23-86 vs. Cleveland)

Most First Downs, Both Teams

Game 58 (11-25-79 Pittsburgh 36 vs. Cleveland 22)

Most First Downs Rushing

Season 163 (1976)
 Game 21 (11-7-76 vs. KC)

Most First Downs Rushing by Opponents

Season 122 (1965)
 Game 18 (11-9-69 vs. Chicago)

Most First Downs Passing

Season 180 (1993)
 Game 21 (12-13-58 vs. Chicago Cardinals)

Most First Downs Passing By Opponents

Season 194 (1991)
 Game 22 (12-5-48 vs. N.Y. Giants)

Most First Downs Penalties

Season 34 (1978)

Most First Downs Penalties By Opponents

Season 40 (1978)

NET YARDS

Most Net Yards Gained

Season 6258 (1979)
 Game 683 (12-13-58 vs. Chicago Cardinals)

Fewest Net Yards Gained

Season 3354 (1965)
 Game 53 (9-10-89 vs. Cleveland)

Most Net Yards Gained By Opponents

Season 5805 (1988)
 Game 559 (11-6-88 vs. Cincinnati)

Fewest Net Yards Gained By Opponents

Season 3074 (1974)
 Game 70 (10-27-57 vs. Phila.)

RUSHING

Most Yards Gained Rushing

Season 2971 (1976)
 Game 361 (10-7-79 vs. Cleveland)

Fewest Yards Gained Rushing

Season 1092 (1966)
 Game 7 (10-30-66 vs. Dallas)

Most Yards Gained Rushing By Opponents

Season 2193 (1954)
 Game 426 (11-4-34 vs. Detroit)

Fewest Yards Gained Rushing By Opponents

Season 1125 (1953-12 games)
 1368 (1993-16 games)
 1377 (1967-14 games)
 Game 33 (10-2-43 vs. Brooklyn)

Fewest Yards Rushing Allowed By Opponents (Per Game)

Season 84.7 (1982)

Most Rushing Attempts

Season 653 (1976)
 Game 60 (10-3-50 vs. Boston)

Fewest Rushing Attempts

Season 368 (1954-12 games)
 375 (1966-14 games)
 Game 14 (9-30-90 vs. Miami, 11-17-91 vs. Washington)

Most Rushing Attempts By Opponents

Season 516 (1988)

Fewest Rushing Attempts By Opponents

Season 363 (1962)
 Game 10 (10-1-89 vs. Detroit)

PASSING

Most Yards Gained Passing

Season 3655 (1979)
 Game 472 (12-13-58 vs. Chi. Cards)

Fewest Yards Gained Passing

Season 652 (1945-11 games)
 1711 (1972-14 games)
 Game 16 (9-17-65 vs. St. Louis)

Most Yards Gained Passing By Opponents

Season 3941 (1988)
 Game 422 (9-11-88 vs. Wash.)

Fewest Yards Gained Passing**By Opponents**

Season 1466 (1974)
 Game -28 (12-7-58 vs. Wash.)

Most Passes Attempted

Season 540 (1993)
 Game 57 (12-19-93 vs. Houston)
 54 (1-15-95 vs. San Diego)

Fewest Passes Attempted

Season 161 (1946, 1942-11 games)
 277 (1976)
 Game 0 (11-16-41 vs. Brooklyn;
 11-13-49 vs. L.A.)

Most Passes Attempted**By Opponents**

Season 548 (1989)
 Game 56 (12-17-89 vs. New
 England)

Fewest Passes Attempted**By Opponents**

Season 162 (1946-11 games)
 339 (1974-14 games)
 Game 8 (12-14-74 vs. Cin.
 12-1-57 vs. Phil.)

Most Passes Attempted, Both Teams

Game 95 (12-19-93 Pittsburgh 57
 vs. Houston 38)

Most Passes Completed

Season 299 (1993)
 Game 32 (1-15-95 vs. S.D.)

Fewest Passes Completed

Season 42 (1941-11 games)
 140 (1973-14 games)
 Game 0 (11-16-41 vs. Brooklyn;
 11-13-49 vs. L.A.)

Most Passes Completed**By Opponents**

Season 334 (1991)
 Game 36 (12-5-48 vs. N.Y. Giants)

Fewest Passes Completed**By Opponents**

Season 64 (1946-11 games)
 147 (1974-14 games)
 Game 3 (Several times)

SACKS**Most Sacks**

Season 55 (1994)
 Game 10 (11-29-92 vs. Cincinnati)

Most Sacks Allowed

Season 52 (1969, 1983)
 Game 12 (11-20-66 vs. Dallas)

INTERCEPTIONS**Most Interceptions**

Season 37 (1973)
 Game 7 (11-30-52 vs. N.Y. Giants;
 10-13-74 vs. K.C.)

Fewest Interceptions

Season 12 (1965 and 1964-14
 games)

Most Interceptions**By Opponents**

Season 35 (1965)
 Game 9 (12-12-65 vs. Phil.)

Fewest Interceptions**By Opponents**

Season 9 (1994)

Most Yards Interceptions Returned

Season 673 (1973)
 Game 147 (10-17-54 vs. Cleveland)

Fewest Yards Interceptions Returned

Season 96 (1964-14 games)

Most Yards Interceptions Returned**By Opponents**

Season 535 (1969)
 Game 172 (12-12-65 vs. Phil.)

Fewest Yards Interceptions Returned**By Opponents**

Season 47 (1975-14 games)

Most Touchdowns By Interceptions

Season 5 (1987)
 Game 2 (12-18-88 vs. Miami;
 10-1-84 vs. Cincinnati;
 10-10-83 vs. Cincinnati;
 9-30-73 vs. Houston;
 10-17-54 vs. Cleveland)

Most Touchdowns By Interceptions**By Opponents**

Season 6 (1965 and 1964)
 Game 3 (12-12-65 vs. Phil.
 9-29-68 vs. Balt.)

Most Touchdowns by Interceptions,**Both Teams**

Game 4 (12-12-65 Philadelphia 3
 vs. Pittsburgh 1)

PUNTING**Most Punts**

Season 97 (1994)

Most Punts By Opponents

Season 100 (1979)

Fewest Punts

Season 51 (1958)
 Game 1 (12-9-73 vs. Houston;
 10-26-86 vs. Cincinnati;
 12-3-90 vs. Cincinnati;
 10-27-41 vs. Cleveland;
 12-15-91 vs. Cincinnati)

Fewest Punts By Opponents

Season 54 (1960)
 Game 0 (9-17-89 vs. Cincinnati)

Highest Punting Average

Season 47.0 (1961)

Highest Punting Average**By Opponents**

Season 46.4 (1959)

PUNT RETURNS**Most Punt Returns**

Season 71 (1976)

Most Punt Returns By Opponents

Season 51 (1970)

Most Yardage By Punt Returns

Season 774 (1974)

Most Yardage By Punt Returns**By Opponents**

Season 678 (1993)

Most Touchdowns By Punt Returns

Season 3 (1952)
 Game 1 (many times)

Most Touchdowns By Punt Returns**By Opponents**

Season 3 (1959, 1993)
 Game 2 (11-1-59 vs. St. Louis;
 10-24-93 vs. Cleveland)

KICKOFF RETURNS**Most Kickoff Returns**

Season 74 (1988)

Most Kickoff Returns By Opponents

Season 81 (1979)

Most Kickoff Return Yardage

Season 1575 (1988)

Most Kickoff Return Yardage**By Opponents**

Season 1668 (1979)

Most Touchdowns By Kickoff Returns

Season 2 (1952, 1988)
 Game 1 (many times)

Most Touchdowns By Kickoff Returns**By Opponents**

Season 3 (1986)
 Game 1 (many times)

PENALTIES**Most Penalties**

Season 122 (1977)

Most Penalties By Opponents

Season 112 (1981)

Most Penalty Yards

Season 986 (1989)

Most Penalty Yards By Opponents

Season 960 (1981)

FUMBLES**Most Fumbles**

Season 47 (1979)
 Game 10 (10-9-43 vs. N.Y. Giants)

Most Fumbles By Opponents

Season 42 (1976)
 Game 9 (12-23-90 vs. Cleveland)

Most Fumbles Lost

Season 28 (1977-14 games)
 26 (1979-16 games)

Most Fumbles Lost By Opponents

Season 24 (1976)
 Game 8 (12-23-90 vs. Cleveland)

SHUTOUTS**Most Shutouts**

Season 5 (1976)

Most Shutouts Against

Season 6 (1934)

STEELERS INDIVIDUAL RECORDS

SERVICE

Most Seasons

Career	15	Mike Webster (1974-88)
	14	Donnie Shell (1974-87)
	14	John Stallworth (1974-87)
	14	Larry Brown (1971-84)
	14	Mel Blount (1970-83)
	14	Terry Bradshaw (1970-83)
	14	Ernie Stautner (1950-63)
	13	Tunch Ilkin (1980-92)
	13	Joe Greene (1969-81)
	13	L.C. Greenwood (1969-81)
	13	Jon Kolb (1969-81)
	13	Sam Davis (1967-79)
	13	Ray Mansfield (1964-76)
	13	Gary Anderson (1982-94)

Most Games

Career	220	Mike Webster (1974-88)
	201	Donnie Shell (1974-87)
	200	Mel Blount (1970-83)
	197	Gary Anderson (1982-94)
	182	Ray Mansfield (1964-76)
	181	Joe Greene (1969-81)
	179	David Little (1981-92)
	177	Jon Kolb (1969-81)
	176	Tunch Ilkin (1980-92)
	174	L. C. Greenwood (1969-81)
	173	Ernie Stautner (1950-63)

Most Consecutive Games Played

182	Ray Mansfield (1964-76)
177	Mike Webster (1974-85)

SCORING

Most Total Points

Career	1,343	Gary Anderson (1982-94) 416 PATs, 309 FGs.
	731	Roy Gerela (1971-78), 293 PATs, 146 FGs.
	600	Franco Harris (1972-83), 100 TDs.
	384	John Stallworth (1974-87), 64 TDs.
	318	Lynn Swann (1974-81), 53 TDs.
Season	139	Gary Anderson (1985) 40 PATs, 33 FGs.
	123	Roy Gerela (1973), 36 PATs, 29 FGs.
	119	Gary Anderson (1983), 38 PATs, 27 FGs.
	119	Roy Gerela (1972), 35 PATs, 28 FGs.
	118	Gary Anderson (1988), 34 PATs, 28 FGs.
	117	Gary Anderson (1984), 45 PATs, 24 FGs.
	116	Gary Anderson (1993), 32 PATs, 28 FGs.
	113	Gary Anderson (1992), 29 PATs, 28 FGs.
	110	Lou Michaels (1962), 32 PATs, 26 FGs.
	104	Matt Bahr (1979), 50 PATs, 18 FGs.
	104	Gary Anderson (1994), 32 PATs, 24 FGs.
	100	Gary Anderson (1991), 31 PATs, 23 FGs.
Game	24	Roy Jefferson (11-3-68 vs. Atlanta), 4 TDs.
	24	Ray Mathews (10-17-54 vs. Cleveland), 4 TDs.

Most Touchdowns

Career	100	Franco Harris (1972-83)
	64	John Stallworth (1974-87)
	53	Lynn Swann (1974-82)
	46	Louis Lipps (1984-91)
	43	Ray Mathews (1951-59)
	42	Buddy Dial (1959-63)
	37	Elbie Nickel (1947-57)
	34	Merril Hoge (1987-93)
	33	Dick Hoak (1961-70)
	32	Terry Bradshaw (1970-83)
	32	John Henry Johnson (1960-65)
Season	15	Louis Lipps (1985)
	14	Franco Harris (1976)
	12	Franco Harris (1979)
	12	Roy Jefferson (1968)
	12	Buddy Dial (1961)
Game	4	Roy Jefferson (11-3-68 vs. Atlanta)
	4	Ray Mathews (10-17-54 vs. Cleveland)
	3	Barry Foster (9-27-93 vs. Atlanta)
	3	Merril Hoge (10-29-90 vs. L.A. Rams)

3	Eric Green (10-14-90 vs. Denver)
3	Merril Hoge (11-26-89 vs. Miami)
3	Walter Abercrombie (12-13-86 vs. N.Y. Jets)
3	Weegie Thompson (11-2-86 vs. Green Bay)
3	Louis Lipps (9-8-85 vs. Indianapolis)
3	John Stallworth (11-25-84 vs. San Diego)
3	John Stallworth (11-4-84 vs. Houston)
3	Jim Smith (9-28-80 vs. Chicago)
3	Rocky Bleier (12-5-76 vs. Tampa Bay)
3	Steve Davis (9-22-74 vs. Denver)
3	Franco Harris (10-29-72 vs. Buffalo)
3	Earl Gros (12-21-69 vs. New Orleans)
3	John Henry Johnson (10-10-64 vs. Cleveland)

Most Field Goals

Career	309	Gary Anderson (1982-94)
	146	Roy Gerela (1971-78)
	62	Lou Michaels (1961-63)
	57	Mike Clark (1964-67)
Season	33	Gary Anderson (1985)
	29	Roy Gerela (1973)
	28	Gary Anderson (1993)
	28	Gary Anderson (1992)
	28	Gary Anderson (1988)
	28	Roy Gerela (1972)
	27	Gary Anderson (1983)
	26	Lou Michaels (1961)
Game	6	Gary Anderson (10-23-88 vs. Denver)

Longest Field Goal

55	Gary Anderson (11-25-84 vs. San Diego)
54	Gary Anderson (12-8-91 vs. Houston)
53	Gary Anderson (10-21-84 vs. Indianapolis)
52	Gary Anderson (11-13-88 vs. Philadelphia)
52	Gary Anderson (11-22-87 vs. Cincinnati)
52	Gary Anderson (11-17-85 vs. Houston)
50	Gary Anderson (9-13-87 vs. San Francisco)
50	Gary Anderson (11-6-94 vs. Houston)
50	Lou Michaels (9-15-63 vs. Philadelphia)

Most Field Goal Attempts

Career	395	Gary Anderson (1982-94)
	227	Roy Gerela (1971-78)
	109	Lou Michaels (1961-63)
Season	43	Roy Gerela (1973)
	42	Gary Anderson (1985)
	41	Roy Gerela (1972)
	41	Lou Michaels (1963)
Game	8	Lou Michaels (12-2-62 vs. St. Louis)

Highest Field Goal Percentage

Career	78.2	Gary Anderson (1982-94) (395-309)
	64.3	Roy Gerela (1971-78) (227-146)
	56.9	Lou Michaels (1961-63) (109-62)
Season	93.3	Gary Anderson (1993) (30-28)
	87.0	Gary Anderson (1983) (31-27)
	83.3	Gary Anderson (1982) (12-10)
	82.8	Gary Anderson (1994) (29-24)
	81.5	Gary Anderson (1987) (27-22)
	81.0	Roy Gerela (1975) (21-17)
	80.0	Gary Anderson (1990) (25-20)
	78.6	Gary Anderson (1985) (42-33)
	77.8	Gary Anderson (1992) (36-28)
	77.8	Gary Anderson (1988) (36-28)
	75.0	Gary Anderson (1984) (32-24)

Most Consecutive Field Goals Made

19	Gary Anderson (1994)
----	----------------------

Most Extra Points

Career	416	Gary Anderson (1982-94)
	293	Roy Gerela (1971-78)
	116	Mike Clark (1964-67)
Season	50	Matt Bahr (1979)
	45	Gary Anderson (1984)
	44	Roy Gerela (1978 & 1975)
	40	Gary Anderson (1985)
	40	Roy Gerela (1976)
Game	8	Gary Kerkorian (11-30-52 vs. New York Giants)

Most Extra Point Attempts

Career	420	Gary Anderson (1982-94)
	306	Roy Gerela (1971-78)
Season	52	Matt Bahr (1979)
Game	8	Gary Kerkorian (11-30-52 vs. New York Giants)

Most Consecutive Extra Points Made

202	Gary Anderson (began 9-11-83 vs. Green Bay and ended 12-4-88 vs. Houston)
-----	---

RUSHING**Most Yards Rushing**

Career	11,950	Franco Harris (1972-83)
	4,383	John Henry Johnson (1960-65)
	3,989	Frank Pollard (1980-88)
	3,965	Dick Hoak (1961-70)
	3,943	Barry Foster (1990-94)
	3,865	Rocky Bleier (1968, 1970-80)
Season	1,690	Barry Foster (1992)
	1,246	Franco Harris (1975)
	1,186	Franco Harris (1979)
	1,162	Franco Harris (1977)
	1,141	John Henry Johnson (1962)
	1,128	Franco Harris (1976)
	1,082	Franco Harris (1978)
	1,055	Franco Harris (1972)
	1,048	John Henry Johnson (1964)
	1,036	Rocky Bleier (1976)
	1,006	Franco Harris (1974)
Game	218	John Fuqua (12-20-70 vs. Philadelphia)
	200	John Henry Johnson (10-10-64 vs. Cleveland)
	190	Barry Foster (9-13-92 vs. New York Jets)
	182	John Henry Johnson (12-11-60 vs. Philadelphia)
	179	Franco Harris (11-20-77 vs. Dallas)
	179	Barry Foster (9-18-94 vs. Indianapolis)

Most 100-Yard Rushing Games

Career	47	Franco Harris (1972-83)
	20	Barry Foster (1990-94)
	7	Earnest Jackson (1986-88)
	7	John Fuqua (1970-76)
	5	Rocky Bleier (1968, 1970-80)
Season	*12	Barry Foster (1992)
	7	Franco Harris (1972)
	6	Franco Harris (1976)
	6	Franco Harris (1975)
	6	Franco Harris (1974)
	5	Franco Harris (1983)
	5	Franco Harris (1979)

*Tied NFL Record

Most Rushing Attempts

Career	2,881	Franco Harris (1972-83)
	1,132	Dick Hoak (1961-70)
	1,025	John Henry Johnson (1960-65)
	953	Frank Pollard (1980-88)
Season	390	Barry Foster (1992)
	310	Franco Harris (1978)
	300	Franco Harris (1977)
	289	Franco Harris (1976)
Game	41	Franco Harris (10-17-76 vs. Cincinnati)
	35	Rocky Bleier (10-26-75 vs. Green Bay)
	33	Barry Foster (12-6-92 vs. Seattle)
	33	Barry Foster (9-13-92 vs. New York Jets)
	32	Franco Harris (12-2-79 vs. Cincinnati)
	32	Barry Foster (12-18-94 vs. Cleveland)
	31	Barry Foster (11-1-92 vs. Houston)
	31	Barry Foster (9-11-94 vs. Cleveland)
	31	Barry Foster (9-18-94 vs. Indianapolis)
	31	Barry Foster (11-20-94 vs. Miami)
	31	Franco Harris (10-23-83 vs. Seattle)
	30	Leroy Thompson (11-15-93 vs. Buffalo)
	30	John Fuqua (11-7-71 vs. Cleveland)
	30	John Henry Johnson (10-10-64 vs. Cleveland)

Most Touchdowns Rushing

Career	91	Franco Harris (1972-83)
	32	Terry Bradshaw (1970-83)
	26	John Henry Johnson (1960-65)
	26	Barry Foster (1990-94)
	25	Dick Hoak (1961-70)

Season	14	Franco Harris (1976)
	11	Barry Foster (1992)
	11	Franco Harris (1977 and 1979)
	10	Franco Harris (1975 and 1972)
Game	3	Barry Foster (9-27-93 vs. Atlanta)
	3	Merril Hoge (11-26-89 vs. Miami)
	3	Rocky Bleier (12-5-76 vs. Tampa Bay)
	3	Earl Gros (12-21-69 vs. New Orleans)
	3	John Henry Johnson (10-10-64 vs. Cleveland)

Highest Rushing Average (minimum 1500 yards)

Career	5.08	Terry Bradshaw (1970-83)
	4.39	Bill Dudley (1942, 1945-46)
	4.31	Barry Foster (1990-94)
	4.28	John Henry Johnson (1960-65)
	4.25	Sidney Thornton (1977-82)
Season	4.21	John Fuqua (1970-76)
	5.6	Franco Harris (1972)
	5.0	Sidney Thornton (1979)
	5.0	John Fuqua (1970)
	4.9	Dick Hoak (1968)

Longest Rushing Plays

97t	Bobby Gage (12-4-49 vs. Chicago Bears)
87t	John Henry Johnson (12-11-60 vs. Philadelphia)
85t	John Fuqua (12-20-70 vs. Philadelphia)
77t	Dick Hoak (10-20-68 vs. New Orleans)
75t	Franco Harris (11-19-72 vs. Cleveland)
75	Sidney Thornton (9-23-79 vs. Baltimore)
75	Buist Warren (11-11-45 vs. Chicago Cards)

TOTAL YARDS FROM SCRIMMAGE

Most Total Yards From Scrimmage

Career	14,234	Franco Harris (1972-83)
	8,834	John Stallworth (1974-87)
	6,406	Louis Lipps (1984-91)
	5,534	Lynn Swann (1974-82)
	5,417	Dick Hoak (1961-70)
	5,197	John Henry Johnson (1960-65)
	5,169	Merril Hoge (1987-93)
Season	5,159	Rocky Bleier (1968, 1970-80)
	2,034	Barry Foster (1992)
	1,477	Franco Harris (1979)
	1,460	Franco Harris (1975)
	1,395	John Stallworth (1984)
	1,367	John Henry Johnson (1962)
	1,330	Rocky Bleier (1976)
	1,295	Buddy Dial (1963)

PASSING

Most Yards Passing

Career	27,989	Terry Bradshaw (1970-83)
	10,104	Bubby Brister (1986-92)
	9,897	Neil O'Donnell (1990-94)
	8,983	Bobby Layne (1958-62)
	8,854	Jim Finks (1949-55)
	8,582	Mark Malone (1980-87)
Season	3,724	Terry Bradshaw (1979)
	3,339	Terry Bradshaw (1980)
	3,208	Neil O'Donnell (1993)
	2,982	Ed Brown (1963)
	2,915	Terry Bradshaw (1978)
	2,887	Terry Bradshaw (1981)
Game	409	Bobby Layne (12-13-58 vs. Chicago Cardinals)
	374	Mark Malone (9-30-85 vs. Cincinnati)
	364	Terry Bradshaw (11-25-79 vs. Cleveland)
	355	Neil O'Donnell (10-24-93 vs. Cleveland)
	353	Bubby Brister (10-14-90 vs. Denver)
	351	Mark Malone (12-21-86 vs. Kansas City)
	348	Joe Gilliam (9-22-74 vs. Denver)
	343	Mike Tomczak (11-20-94 vs. Miami)
	339	Terry Bradshaw (12-2-79 vs. Cleveland)
	337	Jim Finks (11-5-55 vs. Chicago Cardinals)
	334	Bill Nelsen (12-18-66 vs. Atlanta)

Most 300-Yard Passing Games

Career	4	Terry Bradshaw (1970-83)
	3	Bubby Brister (1986-92)
	3	Jim Finks (1949-55)
Season	3	Terry Bradshaw (1979)
	2	Bubby Brister (1988)

Most Passing Attempts

Career	3,901	Terry Bradshaw (1970-83)
	1,477	Bubby Brister (1986-92)
	1,455	Neil O'Donnell (1990-94)
	1,382	Jim Finks (1949-55)
	1,374	Mark Malone (1980-87)
	1,156	Bobby Layne (1958-62)
Season	486	Neil O'Donnell (1993)
	472	Terry Bradshaw (1979)
	425	Mark Malone (1986)
	424	Terry Bradshaw (1980)
	387	Bubby Brister (1990)
	381	Cliff Stoudt (1983)
	373	Terry Bradshaw (1971)
	370	Neil O'Donnell (1994)
	370	Bubby Brister (1988)
	370	Terry Bradshaw (1981)
	368	Terry Bradshaw (1978)
	362	Ed Brown (1963)
	344	Jim Finks (1955)
Game	50	Joe Gilliam (9-22-74 vs. Denver)
	49	Bobby Layne (12-13-58 vs. Chicago Cardinals)
	49	Jim Finks (11-5-55 vs. Chicago Cardinals)
	48	Mark Malone (9-15-86 vs. Denver)
	46	Kent Nix (10-22-67 vs. Dallas)
	45	Mark Malone (9-16-85 vs. Cleveland)

Most Passes Completed

Career	2,025	Terry Bradshaw (1970-83)
	823	Neil O'Donnell (1990-94)
	776	Bubby Brister (1986-92)
	690	Mark Malone (1980-87)
	661	Jim Finks (1949-55)
	569	Bobby Layne (1958-62)
Season	270	Neil O'Donnell (1993)
	259	Terry Bradshaw (1979)
	223	Bubby Brister (1990)
	218	Terry Bradshaw (1980)
	216	Mark Malone (1986)
	212	Neil O'Donnell (1994)
	207	Terry Bradshaw (1978)
	203	Terry Bradshaw (1971)
	201	Terry Bradshaw (1981)
Game	31	Joe Gilliam (9-22-74 vs. Denver)
	30	Terry Bradshaw (11-25-79 vs. Cleveland)
	29	Terry Bradshaw (9-19-82 vs. Cincinnati)
	28	Kent Nix (10-22-67 vs. Dallas)
	27	Jim Finks (9-26-54 vs. Green Bay)
	26	Mike Tomczak (11-20-94 vs. Miami)
	26	Mark Malone (9-30-85 vs. Cincinnati)
	25	Neil O'Donnell (10-24-93 vs. Cleveland)

Most Consecutive Passes Completed

15	Bubby Brister (10-1-89 vs. Detroit)
13	Bill Nelsen (12-18-66 vs. Atl.[11], 9-17-67 vs. Chi. [2])
11	Bubby Brister (12-27-92 vs. Cleveland)
11	Neil O'Donnell (10-11-92 vs. Cleveland)
11	Mark Malone (11-25-84 vs. San Diego)

Highest Completion Percentage

Career (Minimum 500 Attempts)

56.6%	Neil O'Donnell (823/1,455, 1990-94)
52.5%	Bubby Brister (776/1,477, 1986-92)
51.9%	Terry Bradshaw (2,025/3,901, 1970-83)
50.2%	Mark Malone (690/1,374, 1980-87)
49.2%	Bobby Layne (569/1,156, 1958-62)
47.8%	Jim Finks (661/1,382, 1949-55)
47.8%	Dick Shiner (245/513, 1968-69)

Season (Minimum 250 Attempts)

59.1%	Neil O'Donnell (185/313, 1992)
57.7%	Terry Bradshaw (165/286, 1975)
57.6%	Bubby Brister (223/387, 1990)
57.3%	Neil O'Donnell (212/370, 1994)
56.3%	Terry Bradshaw (207/368, 1978)
55.6%	Neil O'Donnell (270/486, 1993)
54.9%	Terry Bradshaw (259/472, 1979)
54.7%	Bubby Brister (187/342, 1989)
54.5%	Neil O'Donnell (156/286, 1991)
54.4%	Terry Bradshaw (203/373, 1971)
54.3%	Terry Bradshaw (201/370, 1981)
54.0%	Mark Malone (147/272, 1984)

Game (Minimum 20 Attempts)

84.0%	Neil O'Donnell (21/25, 9-19-93 vs. Cincinnati)
81.8%	Mark Malone (18/22, 11-25-84 vs. S.D.)
78.1%	Neil O'Donnell (25/32, 10-11-92 vs. Clev.)
77.8%	Bubby Brister (21/27, 10-1-89 vs. Det.)
76.0%	Neil O'Donnell (19/25, 9-27-93 vs. Atlanta)
75.9%	Bubby Brister (22/29, 9-15-91 vs. N.E.)
75.0%	Bubby Brister (18/24, 11-25-90 vs. N.Y.J.)
75.0%	Bubby Brister (21/28, 10-14-90 vs. Den.)
75.0%	Terry Bradshaw (15/20, 12-5-82 vs. K.C.)
75.0%	Terry Bradshaw (18/24, 10-22-79 vs. Den.)
75.0%	Terry Bradshaw (21/28, 9-21-75 vs. S.D.)

Most Touchdown Passes

Career	212	Terry Bradshaw (1970-83)
	67	Bobby Layne (1958-62)
	55	Jim Finks (1949-55)
	54	Mark Malone (1980-87)
	51	Bubby Brister (1986-92)
	51	Neil O'Donnell (1990-94)
Season	28	Terry Bradshaw (1978)
	26	Terry Bradshaw (1979)
	24	Terry Bradshaw (1980)
	22	Terry Bradshaw (1981)
	21	Ed Brown (1963)
	20	Bubby Brister (1990)
	20	Bobby Layne (1959)
	20	Jim Finks (1952)
Game	5	Mark Malone (9-8-85 vs. Indianapolis)
	5	Terry Bradshaw (11-15-81 vs. Atlanta)
	4	Bubby Brister (12-23-90 vs. Cleveland)
	4	Bubby Brister (10-29-90 vs. L.A. Rams)
	4	Bubby Brister (10-14-90 vs. Denver)
	4	Mark Malone (11-25-84 vs. San Diego)
	4	Terry Bradshaw (9-28-80 vs. Chicago)
	4	Terry Bradshaw (11-4-79 vs. Washington)
	4	Dick Shiner (11-24-68 vs. San Francisco)
	4	Ed Brown (10-27-63 vs. Dallas)
	4	Jim Finks (10-17-54 vs. Cleveland)
	4	Jim Finks (11-16-52 vs. Cleveland)
	4	Jim Finks (11-30-52 vs. N.Y. Giants)

Most Passes Had Intercepted

Career	210	Terry Bradshaw (1970-83)
	88	Jim Finks (1949-55)
	81	Bobby Layne (1958-62)
Season	26	Jim Finks (1955)
	25	Terry Bradshaw (1979)
	24	Terry Bradshaw (1970)
	22	Terry Bradshaw (1971 and 1980)
Game	7	Tommy Wade (12-12-65 vs. Philadelphia)
	5	Mark Malone (9-20-87 vs. Cleveland)
	5	Terry Bradshaw (11-18-79 vs. San Diego)
	5	Terry Bradshaw (10-30-77 vs. Baltimore)
	5	John Gildea (12-1-35 vs. Boston)

Highest Passer Rating (among qualifiers)

Career	80.1	Neil O'Donnell (1990-94)
	71.1	Terry Bradshaw (1970-83)
	70.7	Bobby Layne (1958-62)
	69.8	Bubby Brister (1986-92)
	67.0	Bill Nelsen (1963-67)
Season	87.8	Terry Bradshaw (1975)
	84.8	Terry Bradshaw (1978)
	84.0	Terry Bradshaw (1981)
	83.6	Neil O'Donnell (1992)
	81.6	Bubby Brister (1990)
	81.4	Terry Bradshaw (1982)

PASS RECEIVING

Most Receptions

Career	537	John Stallworth (1974-87)
	358	Louis Lipps (1984-91)
	336	Lynn Swann (1974-82)
	329	Elbie Nickel (1947-57)
	306	Franco Harris (1972-83)
	241	Merril Hoge (1987-93)
	230	Ray Mathews (1951-59)
	229	Buddy Dial (1959-63)

Season	80	John Stallworth (1984)
	75	John Stallworth (1985)
	70	John Stallworth (1979)
	67	Roy Jefferson (1969)
	63	Eric Green (1993)
	63	John Stallworth (1981)
	62	Elbie Nickel (1953)
	61	Lynn Swann (1978)
Game	60	Buddy Dial (1963)
	12	J. R. Wilburn (10-22-67 vs. Dallas)
	11	John Stallworth (9-30-85 vs. Cincinnati)
	11	Roy Jefferson (11-3-68 vs. Atlanta)
	10	Dick Compton (10-7-67 vs. Cleveland)
	10	Elbie Nickel (12-14-52 vs. Los Angeles)
	10	Val Jansante (11-30-49 vs. Philadelphia)

Most Yards Receiving

Career	8,723	John Stallworth (1974-87)
	6,018	Louis Lipps (1984-91)
	5,462	Lynn Swann (1974-82)
	5,133	Elbie Nickel (1947-57)
	4,723	Buddy Dial (1959-63)
	3,919	Ray Mathews (1951-59)
Season	1,395	John Stallworth (1984)
	1,295	Buddy Dial (1963)
	1,183	John Stallworth (1979)
	1,134	Louis Lipps (1985)
	1,098	John Stallworth (1981)
	1,079	Roy Jefferson (1969)
Game	1,074	Roy Jefferson (1968)
	235	Buddy Dial (10-22-61 vs. Cleveland)
	205	Jimmy Orr (12-13-58 vs. Chicago Cardinals)
	202	Elbie Nickel (12-14-52 vs. Los Angeles)
	199	Roy Jefferson (11-3-68 vs. Atlanta)
	192	Jeff Graham (12-19-93 vs. Houston)
	192	Lynn Swann (12-2-79 vs. Cincinnati)

Most 100-Yard Receiving Games

Career	25	John Stallworth (1974-87)
	16	Louis Lipps (1984-91)
	10	Lynn Swann (1974-82)
Season	7	John Stallworth (1984)
	5	Louis Lipps (1989)
	4	Louis Lipps (1985)
	4	John Stallworth (1981)
	4	Theo Bell (1980)

Most Touchdowns Receiving

Career	63	John Stallworth (1974-87)
	51	Lynn Swann (1974-82)
	42	Buddy Dial (1959-63)
	39	Louis Lipps (1984-91)
	37	Elbie Nickel (1947-57)
	34	Ray Mathews (1951-59)
	29	Roy Jefferson (1965-69)
Season	12	Louis Lipps (1985)
	12	Buddy Dial (1961)
	11	John Stallworth (1984)
	11	Lynn Swann (1978 & 1975)
	11	Roy Jefferson (1968)
Game	4	Roy Jefferson (11-3-68 vs. Atlanta)
	3	Eric Green (10-14-90 vs. Denver)
	3	Weegie Thompson (11-2-86 vs. Green Bay)
	3	Louis Lipps (9-8-85 vs. Indianapolis)
	3	John Stallworth (11-4-84 vs. Hou., 11-24-84 vs. S.D.)
	3	Jim Smith (9-28-80 vs. Chicago)
	3	Ray Mathews (10-17-54 vs. Cleveland)

Most Consecutive Games Caught Pass

67	John Stallworth (began 10-9-77 vs. Houston and ended 12-12-82 vs. Buffalo)
----	--

PUNTING

Most Punts

Career	716	Bobby Walden (1968-77)
	429	Craig Colquitt (1978-81, 1983-84)
	375	Harry Newsome (1985-89)
	259	Mark Royals (1992-94)
	223	Pat Brady (1952-54)
	171	Joe Geri (1949-51)

Season	97	Mark Royals (1994)
	89	Mark Royals (1993)
	86	Harry Newsome (1986)
	84	Craig Colquitt (1981)
	82	Harry Newsome (1989)
	80	Craig Colquitt (1983)
	80	Pat Brady (1953)
	79	Bobby Walden (1971)
Game	78	Harry Newsome (1985)
	11	Mark Royals (12-5-93 vs. New England, 11-6-94 vs. Houston)
	10	Harry Newsome (11-9-86 vs. Buffalo)
	10	Harry Newsome (9-16-85 vs. Cleveland)
	10	Bobby Walden (12-7-69 vs. Dallas)

Highest Average Punting

Career	45.7	Bobby Joe Green (1960-61)
	44.5	Pat Brady (1952-54)
	41.5	Mark Royals (1992-94)
	41.4	Harry Newsome (1985-89)
	41.3	Craig Colquitt (1978-81, 1983-84)
	41.1	Bobby Walden (1968-77)
Season	47.0	Bobby Joe Green (1961)
	46.9	Pat Brady (1953)
	45.4	Harry Newsome (1988)
	45.2	Bobby Walden (1970)

Longest Punts

82	Joe Geri (11-20-49 vs. Green Bay)
75	Bobby Joe Greene (1960)
74	Craig Colquitt (12-7-81 vs. Oakland), Bob Cifers (1947)

PUNT RETURNS

Most Punt Returns

Career	256	Rod Woodson (1987-94)
	139	Theo Bell (1976, 78-80)
	107	Louis Lipps (1984-91)
	99	Glen Edwards (1971-77)
	98	Jim Smith (1977-82)
	70	Rick Woods (1982-86)
	66	Lynn Chandnois (1950-56)
Season	53	Louis Lipps (1984)
	45	Theo Bell (1979)
	43	Paul Skansi (1983)
	41	Rod Woodson (1993)
	41	Lynn Swann (1974)
	39	Rod Woodson (1994)
	39	Theo Bell (1976)
	38	Rod Woodson (1990)

Most Yards Punt Returns

Career	2,362	Rod Woodson (1987-94)
	1,259	Theo Bell (1976, 78-80)
	1,212	Louis Lipps (1984-91)
	941	Glen Edwards (1971-76)
	838	Bill Dudley (1942, 45-46)
Season	*656	Louis Lipps (1984)
	577	Lynn Swann (1974)
	437	Louis Lipps (1985)
	435	Walt Slater (1947)

*NFL Rookie Record

Most Touchdowns Punt Returns

Career	3	Ray Mathews (1951-59), Louis Lipps (1984-89)
Season	2	Ray Mathews (1952), Louis Lipps (1985)
Game	1	Held by many, last time by Rod Woodson (80 yards, 10-25-92 vs. Kansas City)

Highest Average Punt Returns

Career	14.9	Bobby Gage (1949-50)
	14.4	Bill Dudley (1942, 45-46)
	12.8	Ray Mathews (1951-59)
	12.3	Lynn Swann (1974-78)
Season	16.0	Bobby Gage (1949)
	15.5	Walt Slater (1947)
	15.4	Ray Mathews (1951)
	14.1	Lynn Swann (1974)

Longest Punt Returns

90	Brady Keys (9-20-64 vs. N.Y. Giants)
82	Brady Keys (9-22-63 vs. N.Y. Giants)
80	Rod Woodson (10-25-92 vs. Kansas City)
80	Roy Jefferson (11-10-68 vs. St. Louis)

KICKOFF RETURNS

Most Kickoff Returns

Career	220	Rod Woodson (1987-94)
	122	Larry Anderson (1978-81)
	98	Dwight Stone (1987-94)
	92	Lynn Chandnois (1950-56)
	64	Gary Ballman (1963-66)
	52	Preston Pearson (1970-74)
	49	Rich Erenberg (1984-86)
Season	44	Rod Woodson (1991)
	39	Henry Odom (1983)
	37	Rod Woodson (1988)
	37	Larry Anderson (1978, 1981)
	36	Rod Woodson (1989)
	35	Rod Woodson (1990)
	34	Larry Anderson (1979)
	29	Dwight Stone (1988)
	28	Brady Keys (1962)
	28	Rich Erenberg (1984)
Game	7	Jack Deloplaine (9-26-76 vs. New England)
		Rich Erenberg (9-2-84 vs. Kansas City)

Most Yards Kickoff Returns

Career	4,694	Rod Woodson (1987-94)
	2,866	Larry Anderson (1978-81)
	2,720	Lynn Chandnois (1950-56)
	2,086	Dwight Stone (1987-94)
	1,711	Gary Ballman (1963-66)
Season	982	Rod Woodson (1989)
	930	Larry Anderson (1978)
	880	Rod Woodson (1991)
	850	Rod Woodson (1988)
	825	Larry Anderson (1981)
	764	Rod Woodson (1990)
	758	Henry Odom (1983)
	732	Larry Anderson (1979)

Most Touchdowns Kickoff Returns

Career	3	Lynn Chandnois (1950-56)
Season	2	Lynn Chandnois (1952)
Game	1	Held by many, last time by Dwight Stone (92 yards, 12-4-88 vs. Houston)

Highest Average Kickoff Returns

Career	29.6	Lynn Chandnois (1950-56)
	26.7	Gary Ballman (1963-66)
	25.8	Mel Blount (1970-78)
	23.8	Brady Keys (1961-67)
	23.5	Larry Anderson (1978-80)
Season	35.2	Lynn Chandnois (1952)
	32.5	Lynn Chandnois (1951)
	29.7	Mel Blount (1970)

Longest Kickoff Returns

1011	Don McCall (11-23-69 vs. Minnesota)
961	Billy Wells (10-13-57 vs. Chicago Cards)
951	Larry Anderson (10-2-78 vs. Clev.)
941	Mike Collier (10-26-75 vs. Green Bay)

INTERCEPTIONS

Most Interceptions

Career	57	Mel Blount (1970-83)
	52	Jack Butler (1951-59)
	51	Donnie Shell (1974-87)
	37	Dwayne Woodruff (1979-85, 87-90)
	36	Mike Wagner (1971-80)
	32	Jack Ham (1971-82)
	32	Rod Woodson (1987-94)
	28	Jack Lambert (1974-84)
	25	Glen Edwards (1971-77)
	25	Howard Hartley (1949-52)
	23	Clendon Thomas (1962-68)
Season	11	Mel Blount (1975)
	10	Jack Butler (1957)
	10	Howard Hartley (1951)
	10	Bill Dudley (1946)
Game	4	Jack Butler (12-13-53 vs. Washington)

Most Yards Interceptions Returned

Career	827	Jack Butler (1951-59)
	736	Mel Blount (1970-83)
	689	Dwayne Woodruff (1979-85, 87-90)
	658	Rod Woodson (1987-94)
	652	Glen Edwards (1971-77)
	491	Mike Wagner (1971-80)
Season	450	Donnie Shell (1974-87)
	242	Bill Dudley (1946)
	186	Glen Edwards (1973)
	179	Tony Compagno (1948)
	168	Jack Butler (1952)
	153	Glen Edwards (1974)

Most Touchdowns on Interceptions

Career	4	Rod Woodson (1987-94)
	4	Jack Butler (1951-59)
	3	Dwayne Woodruff (1979-85, 87-90)
	3	Tony Compagno (1946-48)
Season	2	Rod Woodson (1994)
	2	Jack Butler (1954)
	2	Tony Compagno (1947)
	2	Sam Washington (1984)
Game	1	Held by many, most recently by Rod Woodson (12-4-95 vs. Cincinnati)

Longest Interception Returns

99t	Martin Kottler (9-27-33 vs. Chicago Cardinals)
86t	Glen Edwards (9-30-73 vs. Houston)
82t	Tony Compagno (11-7-48 vs. Green Bay)

Most Consecutive Games Intercepting a Pass

6	Mel Blount (1975)
---	-------------------

QUARTERBACK SACKS

Most Quarterback Sacks

Career	73.5	L.C. Greenwood (1969-81)
	66.0	Joe Greene (1969-81)
	59.0	Keith Willis (1982-87, 89-91)
	46.0	Dwight White (1971-80)
	42.5	Greg Lloyd (1988-94)
	40.0	Ernie Holmes (1972-77)
Season	15.0	Mike Merriweather (1984)
	14.0	Keith Willis (1983)
	14.0#	Kevin Greene (1994)
	12.5	Kevin Greene (1993)
	12.0	Keith Willis (1986)
	11.5	Ernie Holmes (1974)
Game	11.0	Joe Greene (1972)
	5.0	Joe Greene (12-10-72 vs. Houston)
	4.5	L.C. Greenwood (11-25-79 vs. Cleveland)
	4.0	Jerrold Williams (12-22-91 vs. Cleveland)
	4.0	Edmund Nelson (9-16-84 vs. Los Angeles Rams)

Most Consecutive Games With a Sack

6	Joe Greene (1974)
6	Ernie Holmes (1974)
6	Greg Lloyd (1994)
5	Dwight White (1972)

OPPONENT FUMBLE RECOVERIES

Most Opponent Fumbles Recovered

Career	21	Jack Ham (1971-82)
	19	Donnie Shell (1974-87)
	16	Joe Greene (1969-81)
	15	Jack Lambert (1974-84)
Season	6	Jack Lambert (1976)
	5	Carnell Lake (1989)
	5	Donnie Shell (1978)
	5	Joe Greene (1978)
	5	L.C. Greenwood (1971)
	5	John Reger (1955, 1957)
	5	Gary Glick (1957)

- NFL Leader

STEELERS ALL-TIME DRAFTS

1995 — 27th overall

(4 offensive, 5 defensive, 1 kicker)

1. Bruener, Mark (TE), Washington; 2. Stewart, Kordell (QB), Colorado; 3. Stal, Brenden (G), Nebraska; 4-a. Gibson, Oliver (DT), Notre Dame (choice from New England); 4-b. Jones, Donta (LB), Nebraska; 5-a. Flowers, Lethon (DB), Georgia Tech (choice from Chicago); 5-b. Brown, Lance (DB), Indiana; 6. Miles, Barron (DB), Nebraska; 7-a. Bailey, Henry (WR/KR), Nevada-Las Vegas; 7-b. Ford, Cole (K), Southern California (compensatory selection)

1994 — 17th overall

(5 offensive, 5 defensive)

1. Johnson, Charles (WR), Colorado; 2. Buckner, Brentson (DL), Clemson; 3-a. Gidon, Jason (LB), Oklahoma State (choice from Minnesota); 3-b. Morris, Byron "Bam" (RB), Texas Tech; 4. Faumui, Ta'ase (DL), Hawaii; 5-a. Bell, Myron (S), Michigan State (choice from Chicago); 5-b. Brown, Gary (OT), Georgia Tech; 6-a. Miller, Jim (QB), Michigan State; 6-b. Ravotti, Eric (LB), Penn State (choice from Minnesota); 7. Abrams, Brice (FB), Michigan State

1993 — 23rd overall

(4 offensive, 6 defensive)

1. Figures, Deon (CB), Colorado; 2. Brown, Chad (LB), Colorado (choice from Indianapolis); 3. Hastings, Andre (WR), Georgia; 4. Henry, Kevin (DE), Mississippi State; 5-a. Palefer, Siulagi (G), Nevada-Las Vegas; 5-b. Woodard, Marc (LB), Mississippi State (choice from Dallas); 6. Williams, Willie (CB), Western Carolina; 7-a. Zgonina, Jeff (DT), Purdue (choice from Washington); 7-b. Keith, Craig (TE), Lenoir-Rhyne; 8. Van Pelt, Alex (QB), Pittsburgh

1992 — 11th overall

(8 offensive, 6 defensive)

1. Searcy, Leon (OT), Miami; 2. Kirkland, Levon (LB), Clemson; 3. Steed, Joel (NT), Colorado; 4. Davenport, Charles (WR), North Carolina State; 5. Haller, Alan (CB), Michigan State; 6. Choice traded to San Francisco; 7-a. Campbell, Russ (TE), Kansas State; 7-b. Graham, Scottie (FB), Ohio State (choice from San Francisco); 8-a. Perry, Darren (S), Penn State (choice from Green Bay through San Francisco); 8-b. Ismail, Hesham (G), Florida; 8-c. Williams, Nate (DL), Mississippi State (choice from San Francisco); 9. Webster, Elnardo (LB), Rutgers; 10. Saunders, Mike (RB), Iowa; 11. Gammon, Kendall (G/C), Pittsburg State; 12. Benton, Cornelius (QB), Connecticut

1991 — 15th overall

(7 offensive, 5 defensive)

1. Richardson, Huey (LB), Florida; 2. Graham, Jeff (WR), Ohio State; 3. Mills, Ernie (WR), Florida; 4-a. Walker, Sammy (CB), Texas Tech (choice from Denver through New England); 4-b. Cooper, Adrian (TE), Oklahoma (choice from Washington); 5. Choice to New England; 6. Thompson, Leroy (RB), Penn State; 7. Jones, Andre (LB), Notre Dame; 8. Dingman, Dean (G), Michigan; 9. McGonnigal, Bruce (TE), Virginia; 10. Solomon, Ariel (OT), Colorado; 11. Thomas, Etrum (DB), Alabama; 12. Brady, Jeff (LB), Kentucky

1990 — 21st overall

(7 offensive, 6 defensive)

1. Green, Eric (TE), Liberty (choice from Minnesota through Dallas in addition to San Francisco's third-round choice through Dallas); 2. Davidson, Kenny (DE), Louisiana State; 3-a. O'Donnell, Neil (QB), Maryland; 3-b. Veasey, Craig (DT), Houston (choice from San Francisco through Dallas); 4. Calloway, Chris (WR), Michigan; 5. Foster, Barry (FB), Arkansas; 6. Heard, Ron (WR), Bowling Green; 7. Grayson, Dan (LB), Washington State; 8. Dunbar, Karl (DT), Louisiana State; 9. Jones, Gary (S), Texas A&M; 10. Miles, Eddie (LB), Minnesota; 11. Strzelczyk, Justin (OT), Maine; 12. Bell, Richard (RB), Nebraska

1989 — 7th overall

(5 offensive, 8 defensive)

1-a. Worley, Tim (RB), Georgia; 1-b. Ricketts, Tom (OT), Pittsburgh (choice from Minnesota); 2. Lake, Carnell (SS), UCLA; 3. Hill, Derek (WR), Arizona; 4. Williams, Jerrol (LB), Purdue; 5. Arnold, David (DB), Michigan; 6. Stock, Mark (WR), Virginia Military Institute; 7. Johnson, David (CB), Kentucky; 8. Asbeck, Chris (NT), Cincinnati; 9. Jenkins, A.J. (DE), Cal State Fullerton; 10. Olsavsky, Jerry (LB), Pittsburgh; 11. Slater, Brian (WR), Washington; 12. Haselrig, Carlton (NT), Pittsburgh-Johnstown

1988 — 18th overall

(7 offensive, 6 defensive)

1. Jones, Aaron (DE), Eastern Kentucky; 2. Dawson, Dermionti (C/G), Kentucky; 3. Lanza, Chuck (C), Notre Dame; 4. Choice to Kansas City; 5-a. Jordan, Darin (LB), Northeastern (choice from Phoenix); 5-b. Reese, Jerry (DL), Kentucky; 6. Williams, Warren (RB), Miami (Fla.); 7. Zeno, Marc (WR), Tulane; 8-a. Nichols, Mark (DT), Michigan State; 8-b. Hinnant, Mike (TE), Temple (choice from San Diego); 9. Lockbaum, Gordie (RB), Holy Cross; 10-a. Jackson, John (OT), Eastern Kentucky (choice from Tampa Bay); 10-b. Choice to Denver; 11. Dawson, Bobby (SS), Illinois; 12. Earle, James (LB), Clemson

1987 — 10th overall

(6 offensive, 7 defensive)

1. Woodson, Rod (CB), Purdue; 2. Hall, Delton (CB), Clemson; 3. Lockelf, Charles (WR), Cal State — Long Beach; 4. Everett, Thomas (FS), Baylor; 5. Nickerson, Hardy (LB), California; 6-a. Johnson, Tim (DE), Penn State (Choice from Tampa Bay); 6-b. Lloyd, Greg (LB), Fort Valley State; 7. Kelley, Chris (TE), Akron; 8. Buchanan, Charles (DE), Tennessee State; 9. Clinkscales, Joey (WR), Tennessee; 10. Hoge, Merrill (RB), Idaho State; 11. Oswald, Paul (C), Kansas; 12. Young, Theo (TE), Arkansas

1986 — 9th overall

(6 offensive, 7 defensive)

1. Reinstra, John (G), Temple; 2. Williams, Gerald (DT/NT), Auburn; 3. Brister, Walter "Bubby" (QB), Northeast Louisiana; 4. Callahan, Bill (S), Pittsburgh; 5-a. Tucker, Errol (CB/KR), Utah; 5-b. Jones, Brent (TE), Santa Clara (Choice from Los Angeles Raiders); 6. Bryant, Domingo (DB), Texas A&M; 7. Carter, Rodney (RB), Purdue; 8. Boso, Cap (TE), Illinois; 9. Henton, Anthony (LB), Troy State; 10. Seitz, Warren (WR/RB), Missouri; 11. Station, Larry (LB), Iowa; 12. Williams, Mike (LB), Tulsa

1985 — 20th overall

(4 offensive, 8 defensive, 1 kicker)

1. Sims, Darryl (DE), Wisconsin; 2. Behning, Mark (OT), Nebraska; 3. Hobbey, Liffort (S), Louisiana State; 4. Turk, Dan (C), Wisconsin; 5. Jacobs, Cam (LB), Kentucky; 6. Carr, Gregg (LB), Auburn; 7. Andrews, Alan (TE), Rutgers; 8. Newsome, Harry (P), Wake Forest; 9-a. Small, Fred (LB), Washington; 9-b. Harris, Andre (CB), Minnesota (Choice from New England); 10. White, Oliver (TE), Kentucky; 11. Matlachak, Terry (S), Missouri; 12. Sanchez, Jeff (S), Georgia

1984 — 23rd overall

(10 offensive, 2 defensive)

1. Lipps, Louis (WR), Southern Mississippi; 2. Kolodziejski, Chns (TE), Wyoming; 3. Choice to Miami; 4-a. Thompson, Weegie (WR), Florida State; 4-b. Long, Terry (G), East Carolina (Choice from Washington); 5. Hughes, Van (DT), Southwest Texas State; 6. Brown, Chns (DB), Notre Dame; 7. Campbell, Scott (QB), Purdue; 8. Rasmussen, Randy (C/G), Minnesota; 9. Eronberg, Rich (RB), Colgate; 10. McJunkin, Kirk (G-OT), Texas; 11. Veals, Elton (RB), Tulane; 12. Gillespie, Fernandars (RB), William Jewell

1983 — 21st overall

(9 offensive, 5 defensive)

1. Rivera, Gabriel (NT-DE), Texas Tech. 2. Capers, Wayne (WR), Kansas. 3. Seabaugh, Todd (LB), San Diego State. 4. Metcalf, Isaac (S), Baylor. 5-a. Skansi, Paul (WR), Washington. 5-b. Garmly, Gregg (WR), Penn State (choice from Washington). 6. Williams, Eric (S), North Carolina State. 7. Kirchner, Mark (G), Baylor. 8-a. Odom, Henry (RB), South Carolina State (choice from Denver). 8-b. Dunaway, Craig (TE), Michigan. 9. Wingle, Blake (G), UCLA. 10. Straughter, Roosevelt (S), Northeast Louisiana. 11. Raugh, Mark (TE), West Virginia. 12. Wiley, Roger (RB), Sam Houston State.

1982 — 12th overall

(6 offensive, 7 defensive, 1 kicker)

1. Abercrombie, Walter (RB), Baylor. 2. Meyer, John (OT), Arizona State. 3. Mernweather, Mike (LB), Pacific. 4. Woods, Rick (S), Boise State. 5. Dallalor, Ken (OT), Minnesota. 6-a. Perko, Mike (DT), Utah State. 6-b. Bingham, Craig (LB), Syracuse (choice from New Orleans). 7-a. Nelson, Edmund (DT), Auburn (choice from Washington). 7-b. Boures, Emil (C), Pittsburgh. 8. Goodson, John (P), Texas. 9. Hirri, Mike (TE), Central Michigan. 10. Sunseri, Sal (LB), Pittsburgh. 11. Abdul Saboor, Mikal (G), Morgan State. 12. Hughes, Al (DE), Western Michigan.

1981 — 17th overall

(6 offensive, 5 defensive)

1. Gary, Keith (DE), Oklahoma. 2. Washington, Anthony (CB), Fresno State. 3. Donnalley, Rick (C/G), North Carolina. 4. Martin, Robbri (WR/KR), Cal Poly-San Luis Obispo. 5. Martin, Rick (WR), New Mexico. 6. Hinkle, Bryan (LB), Oregon. 7. Little, David (LB), Florida. 8. Wilson, Frank (RS-TE), Rice. 9. Hunter, James (TE-OT), Southern California. 10. Mayock, Mike (S), Boston College. 11. Trocano, Rick (QB), Pittsburgh. 12. Sent to San Francisco as compensation in Willie Fry trade.

1980 — 28th overall

(10 offensive, 5 defensive)

1. Malone, Mark (QB), Arizona State. 2-a. Kohrs, Bob (LB), Arizona State (choice from N.Y. Giants). 2-b. Goodman, John (DE), Oklahoma. 3. Sydnor, Ray (TE), Wisconsin. 4. Hurley, Bill (QB), Syracuse. 5. Wolfley, Craig (G), Syracuse. 6. Ilkin, Tunch (C), Indiana State. 7. Johnson, Nate (WR), Hillsdale (Michigan). 8. Walton, Ted (CB), Connecticut. 9. McCall, Ron (WR), Arkansas at Pine Bluff. 10-a. Wilson, Woodrow (CB), North Carolina State (choice from San Francisco). 10-b. Fritz, Ken (G), Ohio State. 11. Pollard, Frank (RB), Baylor. 12-a. Vacklavik, Charles (DB), Texas (choice from San Francisco). 12-b. McGriff, Tyrone (G), Florida A & M.

1979 — 28th overall

(8 offensive, 6 defensive, 1 kicker)

1. Hawthorne, Greg (RB), Baylor. 2. Valentine, Zack (LB), East Carolina. 3. None. 4-a. Davis, Russell (RB), Michigan (choice from Detroit). 4-b. Sweeney, Calvin (WR), Southern California. 5. Board, Dwaine (DE), North Carolina A & T. 6-a. Murrell, Bill (TE), Winston-Salem (choice from San Diego). 6-b. Woodruff, Dwayne (CB), Louisville (choice from New England). 6-c. Bahr, Matt (PK), Penn State. 7. Kimball, Bruce (G), Massachusetts. 8. Graves, Tom (LB), Michigan State. 9. Kirk, Rick (DE), Denison. 10. Thompson, Tod (TE), Brigham Young. 11. Moore, Charlie (C), Wichita State. 12-a. Smith, Ed (LB), Vanderbilt (choice from Philadelphia). 12-b. Almond, Mike (WR), Northwestern Louisiana.

1978 — 22nd overall

(6 offensive, 6 defensive, 2 kickers)

1. Johnson, Ron (CB), Eastern Michigan. 2. Fry, Willie (DE), Notre Dame. 3. Colquitt, Craig (P), Tennessee. 4. Anderson, Larry (CB), Louisiana Tech. 5. Choice traded to Green Bay for Dave Purefoy. 6. Reutenshan, Randy (WR), Pittsburgh. 7. Dufresne, Mark (TE), Nebraska. 8-a. Moser, Rick (RB), Rhode Island (choice from St. Louis for Marv Kellum). 8-b. Keys, Andre (WR), California Poly. 9. Reynolds, Lance (OT), Brigham Young. 10-a. Becker, Doug (LB), Notre Dame. 10-b. Jurich, Tom (PK), Northern Arizona (choice from Tampa Bay for Ernie Holmes). 11-a. Terry, Nal (CB), Florida State (choice from Tampa Bay for Ernie Holmes). 11-b. Brzozka, Tom (C), Pittsburgh. 12. Carr, Brad (LB), Maryland.

1977 — 21st overall

(10 offensive, 8 defensive)

1. Cole, Robin (LB), New Mexico. 2. Thornton, Sidney (RB), Northwestern Louisiana. 3-a. Beasley, Tom (DT), Virginia Tech (choice from New York Jets). 3-b. Smith, Jim (WR), Michigan. 4-a. Petersen, Ted (C), Eastern Illinois (choice from Green Bay). 4-b. Smith, Laverne (RB), Kansas (choice from Chicago). 4-c. Audick, Dan (G), Hawaii. 5-a. Stoudt, Cliff (QB), Youngstown State (choice from Kansas City). 5-b. Courson, Steve (G), South Carolina (choice from Detroit). 5-c. Winston, Dennis (LB), Arkansas. 6. Harris, Paul (LB), Alabama. 7. Frisch, Randy (DT), Missouri. 8. August, Phil (WR), Miami (Fla.). 9. Kelly, Roosevelt (TE), Eastern Kentucky. 10-a. Cowans, Alvin (DB), Florida (choice from Buffalo). 10-b. LaCrosse, Dave (LB), Wake Forest. 11. West, Lou (DB), Cincinnati. 12. Stephens, Jimmy (TE), Florida.

1976 — 28th overall

(12 offensive, 10 defensive)

1. Cunningham, Bennie (TE), Clemson. 2-a. Pinney, Ray (C), Washington (choice from Chicago). 2-b. Kruzcek, Mike (QB), Boston College (choice from Baltimore). 2-c. Files, James (G/C), McNeese State. 3-a. Coder, Ron (DT), Penn State (choice from Green Bay). 3-b. Pough, Ernest (WR), Texas Southern. 4-a. Monds, Wonder (S), Nebraska (choice from Baltimore). 4-b. Bell, Theo (WR), Arizona. 5. Norton, Rodney (LB), Rice. 6-a. Dunn, Gary (DT), Miami (Fla.), (choice from St. Louis). 6-b. Deloitaine, Jack (RB), Salem (W Va.). 7. Burton, Barry (TE), Vanderbilt. 8. McAleney, Ed (DE), Massachusetts. 9. Gaines, Wentford (CB), Cincinnati. 10. Campbell, Gary (LB), Colorado. 11. Fuchs, Rolland (RB), Arkansas. 12. Carroll, Bill (WR), East Texas State. 13. Kain, Larry (LB), Ohio State. 14. Fields, Wayne (DB), Florida. 15. Davis, Mel (DE), North Texas State. 16. Butts, Randy (RB), Kearney State. 17. Kirk, Kelvin (WR), Dayton.

1975 — 26th overall

(12 offensive, 9 defensive)

1. Brown, Dave (DB), Michigan. 2. Barber, Bob (DE), Grambling. 3. White, Walter (TE), Maryland. 4. Evans, Harold (LB), Houston. 5. Sexton, Brent (DB), Elon. 6. Greshaw, Marvin (OT), Nebraska. 7. Mattingly, Wayne (OT), Colorado. 8. Kropp, Tom (LB), Kearney St. (choice from Kansas City). 8-a. Humphrey, Al (DE), Tulsa. 9. Clark, Eugene (G), UCLA (choice from New England). 9-a. Reimer, Bruce (RB), N.D. Dakota St. 10. Hoyer, Kirk (DT), Kearney St. (choice from New England). 10-a. Gray, Archie (WR), Wyoming. 11. Little, Randy (TE), W. Liberty St. (W Va.). 12. Murphy, Greg (DE), Penn St. 13. Gaddis, Robert (WR), Mississippi Valley. 14. Collier, Mike (RB), Morgan St. 15. Thatchel, Jim (WR), Langston (choice from Kansas City). 15-a. Smith, Marly (DT), Louisville. 16. Bassler, Miller (TE), Houston. 17. Hegener, Stan (G), Nebraska.

1974 — 21st overall

(10 offensive, 11 defensive)

1. Swann, Lynn (WR), So. California. 2. Lambert, Jack (LB), Kent St. 3. Choice to Oakland. 4-a. Stallworth, John (WR), Alabama A & M. (choice from New England). 4-b. Allen, Jim (DB), UCLA. 5. Webster, Mike (C), Wisconsin. 6-a. Wolf, James (DE), Prairie View (choice from Denver). 6-b. Druschel, Rick (OT), N.C. Carolina St. 7-a. Sitterle, Allen (OT), N.C. Carolina St. (choice from New England). 7-b. Garske, Scott (TE), Eastern Washington St. 8. Gefert, Mark (LB), Purdue. 9-a. Reamon, Tom (RB), Missouri (choice from Denver). 9-b. Davis, Charlie (DT), Texas Christian. 10-a. Kregel, Jim (G), Ohio St. (choice from New England). 10-b. Atkinson, Dave (DB), Brigham Young. 11. Morton, Dickey (RB), Arkansas. 12. Lickiss, Hugh (LB), Simpson (Iowa). 13. Kelch, Frank (QB), Eastern Michigan. 14. Henley, Bruce (DB), Rice. 15. Hunt, Larry (DT), Iowa St. 16. Morgan, Octavio (LB), Illinois. 17. Moore, Larry (DE), Angelo St. (Tex.).

1973 — 24th overall

(7 offensive, 13 defensive)

1. Thomas, James (DB), Florida St. 2. Phares, Ken (DB), Mississippi St. 3. Bernhardt, Roger (G), Kansas. 4. Clark, Gail (LB), Michigan St. 5. Reavis, David (DE), Arkansas (choice from New Orleans). 5-a. Clark, Larry (LB), No. Illinois. 6-a. Bell, Ron (RB), Illinois St. (Choice from Denver). 6-b. Scornik, Glen (WR), Indiana. 7. Dorsey, Nate (DE), Mississippi Valley. 8-b. Toews, Loren (LB), California (choice from Denver). 8-b. Janssen, Bill (OT), Tampa. 9. Bonham, Bracy (G), No. Carolina Central. 10. Wunderly, Don (DT), Arkansas. 11. White, Bob (DB), Arizona. 12. Lee, Willie (RB), Indiana St. 13. Ferguson, Rick (WR), Kansas St. 14. Cowan, Roger (DT), Stanford. 15. Cross, Charles (DB), Iowa. 16. Nardi, Glen (DT), Navy. 17. Shannon, Mike (DT), Oregon St.

1972 — 13th overall

(11 offensive, 8 defensive)

1. Harris, Franco (RB), Penn State. 2. Gravelle, Gordon (OT), Brigham Young. 3. McMakin, John (TE), Clemson. 4. Brinkley, Lorenzo (DB), Missouri (choice from NY Giants). 4-a. Bradley, Ed (LB), Wake Forest. 5. Furness, Steve (DE), Rhode Island. 6. Meyer, Dennis (DB), Arkansas. 7. Colquitt, Joe (DE), Kansas St. (choice from NY Giants). 8. Vincent, Stahle (RB), Rice. 9. Kelley, Don (DB), Clemson. 10. Brown, Bob (DT), Tampa. 11. Gilliam, Joe (QB), Tennessee St. 12. Curl, Ron (OT), Michigan St. 13. Messmer, Ernie (DT), Villanova. 14. Durrance, Tom (RB), Florida. 15. Huleck, John (G), Massachusetts (choice from Houston). 15-a. Harrington, Charles (G), Wichita. 16. Hawkins, Nate (WR), Nevada-Las Vegas. 17. Linehan, Ron (LB), Idaho.

1971 — 8th overall

(11 offensive, 10 defensive, 1 kicker)

1. Lewis, Frank (WR), Grambling. 2. Ham, Jack (LB), Penn St. 3. Davis, Steve (RB), Delaware St. 4. Mullins, Gerry (G), So. California. 4-a. White, Dwight (DE), E. Texas St. (choice from Baltimore). 5. Brown, Larry (TE), Kansas (choice from New Orleans). 5-a. Holmes, Melvin (OT), No. Car. A&T. 5-b. Anderson, Ralph (DB), W. Texas St. (choice from Miami). 5-c. Brister, Fred (LB), Mississippi (choice from Minnesota). 6. Hanneman, Craig (G), Oregon St. 7. McClure, Worthy (OT-G), Mississippi. 8. Crowe, Larry (RB), Texas Southern (choice from New Orleans). 8-a. Rogers, Paul (K), Nebraska. 8-b. Holmes, Ernie (DT), Texas Southern (choice from Miami). 9. Anderson, Mike (LB), Louisiana St. 10. O'Shea, Jim (LB), Boston College. 11. Wagner, Mike (DB), Western Illinois. 12. (Choice to Baltimore). 13. Young, Alfred (WR), So. Car. St. 14. Evans, McKinney (DB), New Mex. Highlands. 15. Makin, Ray (G), Kentucky. 16. Huntley, Walter (DB), Trinity (Tex.). 17. Ehle, Dan (RB), Howard Payne.

1970 — 1st overall

(12 offensive, 7 defensive)

1. Bradshaw, Terry (QB), Louisiana Tech. 2. Shanklin, Ron (WR), North Texas St. 3. Blount, Mel (DB), Southern. 4. George, Ed (OT), Wake Forest. 4-a. Evenson, Jim (RB), Oregon (choice from New York Giants). 5. Stagers, Jon (WR), Missouri. 6. Barrera, Manuel (LB), Kansas State. 6-a. Kegler, Clarence (OT), So. Carolina St. 7. Griffin, Danny (RB), Texas-Arlington. 8. Smith, Dave (WR), Indiana (Pa.). 9. Crennel, Carl (LB), West Virginia. 10. Brown, Isiah (DB), Stanford. 11. Hunt, Calvin (C), Baylor. 12. Sharp, Rick (OT), Washington. 13. Main, Billy (RB), Oregon St. 14. Askson, Burl (LB), Texas Southern. 15. Keppy, Glen (DT), Platteville (Wis.). 16. Yanosky, Frank (DT), Tennessee. 17. Key, Harry (TE), Mississippi Valley.

1969 — 4th overall

(9 offensive, 7 defensive, 1 kicker)

1. Greene, Joe (DT), No. Texas St. 2. Hanratty, Terry (QB), Notre Dame. 2-a. Bankston, Warren (RB), Tulane (choice from San Francisco). 3. Kolb, Jon (C), Oklahoma St. 4. Campbell, Bob (RB), Penn St. 5. Choice to St. Louis. 6. Choice to Green Bay. 7. Beatty, Charles (DB), No. Texas St. 7-a. Brown, Chadwick (OT), E. Texas St. 8. Cooper, Joe (WR), Tennessee St. 9. Sodaski, John (DB), Villanova. 10. Greenwood, L.C. (DE), Arkansas AM & N. 11. Washington, Clarence (DT), Arkansas AM & N. 12. Fisher, Doug (LB), San Diego St. 13. Lynch, John (LB), Drake. 14. Houmard, Bob (RB), Ohio U. 15. Liberio, Ken (WR), Louisiana Tech. 16. Mosley, Dock (WR), Alcorn A & M. 17. Eppright, Bill (K), Kent St.

1968

1. Taylor, Mike (OT), So. California. 2. Ruple, Ernie (OT), Arkansas. 3. Choice to Cleveland. 3-a. Henderson, Jon (WR), Colorado St. (choice from Minnesota). 3-b. Herbert, Ken (K), Houston (choice from Los Angeles). 4. Choice to Green Bay. 5. Choice to Green Bay. 6. Choice to Atlanta. 7. Dalton, Doug (RB), New Mexico St. 7-a. Glennon, Bill (DT), Washington (choice from Los Angeles). 8. Holman, Danny (QB), San Jose St. 9. Knight, John (DE), Weber St. 10. Choice to Cleveland. 11. King, Kim (RB), Georgia Tech. 12. Wheeler, Sam (LB), Wisconsin. 13. Roundy, Joe (G), Puget Sound. 14. Harris, Lou (DB), Kent St. 15. Lanning, Bob (DE), No. Montana. 16. Bleier, Rocky (RB), Notre Dame. 17. Cole, Bob (LB), So. Carolina.

1967

1. Choice to Green Bay. 2. Shy, Don (RB), San Diego St. 3. Choice to San Francisco. 3-a. Freitas, Rockne (C), Oregon (choice from Philadelphia). 4. May, Ray (LB), So. California. 5. Choice to Green Bay. 6. Choice to Atlanta. 6-a. Haggerty, Mike (OT), Miami (Fla.). 7. Choice to Washington. 8. Barnes, Mike (OT), Purdue. 8-a. Forulia, John (QB), Idaho (choice from Minnesota). 9. Ots, Paul (DT), Houston. 10. Wiley, Bill (LB), Fresno St. 11. Whitcomb, Jim (WR), Emporia St. (Kan.). 12. Choice to Baltimore. 13. Homan, Jim (G), So. California. 14. Anderson, Chet (TE), Minnesota. 15. Love, Mike (RB), Abilene Christian. 16. Smith, Bill (C), Oregon. 17. Davenport, Mike (RB), Wyoming.

1966

1. Lettidge, Dick (RB), West Virginia. 2. Gagner, Larry (G), Florida. 3. Killorn, Pat (C), Syracuse. 4. Choice to Chicago. 5. Choice to Detroit. 6. Choice to Minnesota. 7. Boozer, Emerson (RB), Maryland St. 8. Choice to New York. 9. Stewart, Dale (WR), Pittsburgh. 10. Marion, Jerry (RB), Wyoming. 11. Washington, Charley (RB), Grambling. 12. Choice to Dallas. 13. Dial, Benjy (QB), Eastern New Mexico. 14. Novogratz, Joe (LB), Pittsburgh. 15. Dobson, Joe (OT), Idaho. 16. Long, Jim (WR), Purdue. 17. Brundage, Mike (QB), Oregon. 18. Lucas, Kenny (QB), Pittsburgh. 19. Neilson, Dave (QB), Albion. 20. Springer, Ron (OT), Albion.

1965

1. Choice to Chicago. 2. Jefferson, Roy (WR), Utah. 3. Choice to New York. 4. Choice to Detroit. 5. Choice to Green Bay. 6. Choice to Green Bay. 7. Browning, Charlie (RB), Washington. 8. Howley, Bill (E), Pittsburgh. 9. Neville, Tom (T), Mississippi St. 10. Tobey, Dave (C), Oregon. 11. Molden, Frank (T), Jackson St. 12. Lotquist, Craig (B), Minnesota. 13. Wilburn, J.R. (B), South Carolina. 14. Butler, Jim (B), Edward Waters. 15. Carrell, John (T), Texas Tech. 16. Dusenbury, Doug (K), Kansas St. 17. Canale, Whit (B), Tennessee. 18. Howard, Bob (B), Stanford. 19. Price, Lonnie (B), Southwestern Louisiana. 20. Fertig, Craig (QB), So. Carolina.

1964

1. Martha, Paul (B), Pittsburgh. 2. Choice to Chicago. 2-a. Kelly, Jim (E), Notre Dame (choice from Chicago). 3. Baker, Ralph (LB), Penn State. 4. McGee, Ben (T), Jackson St. 5. Alley, T.W. (T), William & Mary. 6. Gibson, Tom (G), So. Carolina. 7. Smith, Bobby (B), No. Texas St. 8. Currington, Bob (B), No. Carolina College. 9. Nichols, Bob (T), Stanford. 10. Choice to Cleveland. 11. Sdeau, Boti (G), William & Mary. 12. Sherman, Bob (B), Iowa. 13. Baker, Glenn

(T), Washington St. 14. Jenkins, Tom (G), Ohio St. 15. Brown, Barry (E), Florida. 16. Kester, Ed (B), No. Carolina. 17. Shaw, Dennis (C), Detroit. 18. Dobbins, Oliver (B), Morgan St. 19. Marshall, Don (T), Lehigh. 20. Generalovich, Brian (E), Pittsburgh.

1963

1. Choice to Chicago. 2. Choice to Baltimore. 3. Choice to Green Bay. 4. Choice to Chicago. 5. Choice to Los Angeles. 6. Choice to Chicago. 7. Choice to Green Bay. 8. Atkinson, Frank (T), Stanford. 9. Carrington, Gene (T), Boston College. 10. Nelsen, Bill (QB), So. California. 11. Dixon, Hewitt (B), Florida A & M. 12. Curry, Roy (B), Jackson St. 13. Gray, Hal (LB), Los Angeles St. 14. Dickerson, Bob (E), Belhune-Cookman. 15. Szykowny, Matt (QB), Iowa. 16. Russell, Andy (LB), Missouri. 17. Stein, Tim (C), Miami (Ohio). 18. Bradshaw, Jim (B), Chattanooga. 19. Berg, Roger (T), St. Thomas (Minn.). 20. Traficant, Jim (QB), Pittsburgh.

1962

1. Ferguson, Bob (B), Ohio St. 2. Choice to Chicago. 3. Choice to Los Angeles. 4. Choice to Detroit. 5. Choice to Baltimore. 6. Choice to San Francisco. 7. Collins, Jack (B), Texas. 8. Ballman, Gary (B), Michigan St. 9. Powers, John (E), Notre Dame. 10. Vignali, Larry (G), Pitt. 11. Willis, Bob (E), California. 12. Mudie, Sam (QB), Rutgers. 13. Woodward, Dave (T), Auburn. 14. Whitaker, Jim (E), Nevada. 15. Hatch, Vern (E), No. Carolina College. 16. Ply, Bobby (QB), Baylor. 17. Tucker, Nat (B), Florida A & M. 18. Yarbrough, Darrell (T), Northwest Louisiana St. 19. Kuprok, John (E), Pittsburgh. 20. Knight, John (B), Valparaiso.

1961

1. Choice to San Francisco. 2. Pottios, Myron (LB), Notre Dame. 3. Choice to Detroit. 4. Choice to San Francisco. 5. Choice to Baltimore. 6. Choice to Los Angeles. 7. Hoak, Dick (B), Penn St. 8. Balthazar, George (T), Tennessee A & I. 9. Choice to San Francisco. 10. Mack, Bill (B), Notre Dame. 11. Clements, Skip (B), No. Carolina. 12. Jackunas, Frank (T), Detroit. 13. Choice to San Francisco. 14. Schmitz, Bob (LB), Montana St. 15. McConn, Ray (B), West Texas St. 16. Scott, Wilbert (B), Indiana. 17. Nofsinger, Terry (QB), Utah. 18. Simko, John (E), Augustana (S.D.). 19. Wyatt, Bernie (B), Iowa. 20. Jones, Mike (B), San Jose St.

1960

1. Spikes, Jack (B), TCU. 2. Choice to Cleveland. 3. Choice to Los Angeles. 4. Choice to Detroit. 5. Choice to St. Louis. 6. Choice to Los Angeles. 7. Dennis, Linnie (G), Brigham Young. 8. Lamphear, Dan (G), Wisconsin. 9. Harris, Marshall (B), TCU. 10. Kapele, John (T), Brigham Young. 11. Choice to San Francisco. 12. Butler, Earl (T), No. Carolina. 13. Wornack, Joe (B), Los Angeles St. 14. Keys, Brady (B), Colorado St. 15. Essenmacker, Larry (T), Alma. 16. Ames, Dave (B), Richmond. 17. Chamberlain, Dale (B), Miami (Ohio). 18. Lee, Charley (T), Iowa. 19. Turley, Howard (E), Louisville. 20. Harshberger, George (T), Wichita.

1959

1. Choice to San Francisco. 2. Choice to Detroit. 3. Choice to Los Angeles. 4. Choice to Los Angeles. 5. Choice to Green Bay. 6. Choice to Detroit. 7. Choice to Washington. 8. Barnett, Tom (B), Purdue. 9. Davis, Hal (G), Houston. 10. Gunnels, Riley (T), Georgia. 11. Curtis, Overton (B), Utah St. 12. Pavliska, Bill (B), Baylor. 13. Bohling, Dewey (B), Hardin-Simmons. 14. Peppercorn, John (E), Kansas. 15. Brodnax, John (B), LSU. 16. Carnco, Bill (G), No. Texas St. 17. Leeka, Bill (T), UCLA. 18. Seintuner, John (T), So. California. 19. Kocourek, Dave (E), Wisconsin. 20. Hayes, Rudy (B), Clemson. 21. Green, Johnny (QB), Chattanooga. 22. Polk, Burley (T), Hardin-Simmons. 23. Davie, Ernye (B), McMurry (Tex.). 24. Farmer, Wayne (T), Purdue. 25. Miller, Ron (E), Vanderbilt. 26. Scott, John (T), Ohio St. 27. Tolar, Charley (B), Northwestern Louisiana. 28. Hall, Ronnie (B), Missouri Valley. 29. Loncar, Dick (T), Notre Dame. 30. Fierstad, Willis (B), Minnesota.

1958

1. Choice to San Francisco. 2. Krutko, Larry (B), West Virginia. 3. Krisher, Bill (G), Oklahoma. 4. Choice to Los Angeles. 5. Choice to Los Angeles. 6. Lasse, Dick (E), Syracuse. 7. Choice to Baltimore. 8. Choice to Detroit. 9. Choice to Detroit. 10. Campbell, Dick (D), Marquette. 11. Aldrich, Larry (E), Idaho. 12. Reed, Leroy (B), Mississippi. 13. Choice to San Francisco. 14. Jennings, Doyle (T), Oklahoma. 15. Sears, Ed (B), Florida. 16. Perkins, John (T), Mississippi Southern. 17. Lewis, Joe (T), Compton JC (Calif.). 18. Choice to Detroit. 19. Keady, Gene (B), Kansas St. 20. Johnson, George (T), Wake Forest. 21. Jones, Everett (G), Utah. 22. Thompson, Bill (E), Duke. 23. Trowbridge, Ken (B), No. Carolina St. 24. Roberts, Norm (E), E. Texas St. 25. Groce, Bill (B), No. Texas St. 26. Evans, Jon (E), Oklahoma A & M. 27. Dellinger, Floyd (B), Texas Tech. 28. Akin, Dean (E), Jacksonville St. (Ala.). 29. Fuquay, Mert (E), Baylor. 30. Scherer, Dick (E), Pittsburgh.

1957

1. Dawson, Lenny (QB), Purdue. 2. Michael, Bill (T), Ohio St. 3. Owens, Don (T), Mississippi Southern. 4. Choice to Washington. 5. Richards, Perry (E), Detroit. 6. Volkert, George (B), Georgia Tech. 7. Johnson, Curley (B), Houston. 8. Choice to Chicago Bears. 9. Hutchings, Charley (T), Miami (Fla.). 10. Jelic, Ralph (B), Pittsburgh. 11. Hughes, Dick (B), Tulsa. 12. Ellison, Vern (G), Oregon St. 13. Underwood, Dwaine (T), Oklahoma A & M. 14. Crawford, Jim (B), Wyoming. 15. Canil, Herman (T), Pittsburgh. 16. Choice to Baltimore. 17. Salvaterra, Corry (B), Pittsburgh. 18. Bigbee, Len (E), E. Texas St. 19. Bennett, Phil (E), Miami (Fla.). 20. Szuhan, John (T), No. Carolina St. 21. Cichowski, Gene (QB), Indiana. 22. Thomas, Aurelius (G), Ohio St. 23. Pollock, Bob (T), Pittsburgh. 24. Francis, Gary (E), Illinois. 25. Hinesley, Jim (E), Michigan St. 26. Swann, Bob (T), Vanderbilt. 27. Konkoly, Bob (B), Xavier. 28. Kolinsky, Frank (T), Tennessee. 29. Ramage, Tom (G), Utah St. 30. Sener, Don (E), Arkansas St.

1956

Bonus Choice: Glick, Gary (B), Colorado St. 1. Davis, Art (B), Mississippi St. 2. Krupa, Joe (T), Purdue. 3. Taylor, Jim (C), Baylor. 4. Murley, Dick (G), Purdue. 5. Murakowski, Bill (B), Purdue. 6. Taylor, Ray (B), TCU. 7. Gaspar, Dick (C), George Washington. 8. Wellman, Vere (G), Wichita. 9. Edmonds, Wayne (G), Notre Dame. 10. Baldaco, Lou (B), Michigan. 11. Choice to Detroit. 12. Tarasovic, Phil (E), Yale. 13. Holley, Weldon (B), Baylor. 14. Emmons, Jim (T), Alabama. 15. Choice to San Francisco. 16. Reed, Lionel (B), Cen. Oklahoma St. 17. Schmidt, Bill (G), Pittsburgh. 18. Stephens, John (B), Holy Cross. 19. Jacobs, Jerry (G), Florida St. 20. Glatz, Fred (E), Pittsburgh. 21. Martell, Gene (T), Notre Dame. 22. DiPasquale, Ray (B), Pittsburgh. 23. Nell, Pete (QB), Pittsburgh. 24. Engram, Bryan (E), TCU. 25. O'Dell, Bill (B), Clemson. 26. Sweeney, Frank (G), Xavier. 27. Benson, Buddy (B), Arkansas. 28. DeGraaf, Bill (B), Cornell. 29. Thompson, Wes (T), Alabama.

1955

1. Varrichione, Frank (T), Notre Dame. 2. Choice to Los Angeles. 3. Bernier, Ed (E), SMU. 4. Broussard, Fred (C), Texas A & M & Northwestern Louisiana. 5. Mason, George (T), Alabama. 6. Harkey, Lem (B), Emporia. 7. Reeve, Hal (T), Oregon. 8. Choice to Detroit. 9. Unitas, John (QB), Louisville. 10. Bayle, Terry (T), Cincinnati. 11. Eaton, Vic (QB), Missouri. 12. Cooke, Jim (E), Lincoln (Pa.). 13. Whitmer, Bob (B), Purdue. 14. Byrne, John (G), John Carroll. 15. Duckett,

Ellis (B). Michigan St. 16. Vincent, Frank (C). Glenville St. (W. Va.) 17. Merchant, Ed (B). Miami (Ohio). 18. Maier, George (G). Marshall. 19. Smith, Ed (B). Texas Southern. 20. Matykievich, Lou (E). Iowa. 21. Phenix, Rees (T). Georgia Tech. 22. McCabe, Richie (B). Pittsburgh. 23. Holz, Gordy (T). Minnesota. 24. Mayock, Mike (E). Villanova. 25. Bull, Charlie (G). Missouri. 26. Soltau, Jim (E). Minnesota. 27. Sanford, Bill (B). Hofstra. 28. Williams, Dave (G). Ohio St. 29. Sinclair, Bernie (E). Texas A & M. 30. Caruzzi, Jim (B). Marquette.

1954

1. Lattner, John (B). Notre Dame. 2. Stark, Pat (B). Syracuse. 3. Miner, Tom (E). Tulsa. 4. Choice to Los Angeles. 5. Choice to San Francisco. 6. Pepper, Laurin (B). Mississippi Southern. 7. O'Brien, Jack (E). Florida. 8. Cameron, Paul (B). UCLA. 9. Zombeck, Joe (E). Pittsburgh. 10. Fisher, Bob (T). Tennessee. 11. Cimaroli, Lou (B). Pittsburgh. 12. Fritz, Don (E). Cincinnati. 13. Lattimer, Charley (C). Maryland. 14. Bradford, Roger (E). Waynesburg & Duquesne. 15. Drake, Tom (G). Chattanooga. 16. Krol, Cas (T). Detroit. 17. Fulyier, Joe (C). Oregon St. 18. Penza, Don (E). Notre Dame. 19. Rydalcik, Don (B). Utah. 20. Prender, Fred (B). W. Chester St. 21. Tassoli, Dan (T). Miami (Fla.). 22. Lapsley, John (G). Northeastern. 23. Pascarella, Joe (T). Penn St. 24. Flanagan, Jack (E). Detroit. 25. Barron, Jim (T). Mississippi St. & Tulsa. 26. Varaitis, Joe (B). Penn. 27. Yewick, Tom (B). Michigan St. 28. Bush, Joe (G). Notre Dame. 29. Fagan, Joe (T). John Carroll. 30. Sweatte, Juel (B). Oklahoma.

1953

1. Marchibroda, Ted (QB). Detroit & St. Bonaventure. 2. John Henry Johnson (B). St. Marys (Cal.) & Arizona St. 3. Matuszak, Mary (LB). Tulsa. 4. Colteryan, Lloyd (E). Maryland. 5. Gagnan, Bob (T). Wake Forest. 6. Barton, Tom (G). Clemson. 7. Alderton, John (E). Maryland. 8. Perry, Lowell (E). Michigan. 9. Sarnese, Pat (T). Temple. 10. Holohan, Frank (T). Tennessee. 11. Choice to Chicago Bears. 12. Robertson, Jerry (B). Kansas. 13. Davis, Leo (E). Bradley. 14. Montgomery, Charley (T). Mississippi. 15. O'Neill, Bob (E). Notre Dame. 16. Zachary, John (B). Miami (Ohio). 17. Quinn, Reed (B). Florida. 18. Holben, Carl (T). Duke. 19. Williams, John (B). Louisville. 20. Hayley, Wil Lee (E). Auburn. 21. Earley, Don (G). So. Carolina. 22. O'Connor, Ed (T). Maryland. 23. Correll, Ray (G). Kentucky. 24. Schneidenbach, Bob (B). Miami (Fla.). 25. Hampel, Vic (E). Houston. 26. McLaren, Jack (E). Bethune-Cookman. 27. Delaney, Jack (B). Cincinnati. 28. Cimini, Joe (T). Mississippi St. 29. Massaro, Art (B). W & J. 30. Tepe, Lou (C). Duke.

1952

1. Modzelewski, Ed (B). Maryland. 2. Tarasovic, George (C). LSU. 3. Wadiak, Steve (B). So. Carolina. 4. Gearding, Jack (T). Xavier. 5. Choice to Chicago Bears. 6. Choice to Los Angeles. 7. Hipps, Claude (B). Georgia. 8. Choice to Chicago Bears. 9. Payne, Herky (B). Tennessee. 10. Gilmartin, George (B). Xavier. 11. Spinks, Jack (B). Alcorn A & M. 12. McFadden, Mary (T). Michigan St. 13. Flood, Dave (B). Notre Dame. 14. Davis, June (G). Texas. 15. Pivrotto, Dick (B). Princeton. 16. Ladygo, Pete (G). Maryland. 17. Smithwick, Pat (E). St. Norberts. 18. MacDonald, Andy (B). Gen. Michigan. 19. Kerkorian, Gary (QB). Stanford. 20. Simeone, Dan (T). Villanova. 21. Babcock, Harry (E). Georgia. 22. Byrne, Bob (B). Montana St. 23. Pollock, Vic (B). Army. 24. Bestwick, Bob (QB). Pittsburgh. 25. Robinson, Bill (B). Lincoln (Mo.). 26. Wilson, Bobby (B). Alabama. 27. Doyle, Skip (B). Ohio St. 28. Harlan, Jerry (B). St. Bonaventure. 29. Warner, Chris (E). Pittsburgh. 30. Kissel, Ed (B). Wake Forest.

1951

1. Avinger, Clarence (B). Alabama. 2. Ortman, Chuck (B). Michigan. 3. Sulima, George (E). Boston University. 4. French, Barry (T). Purdue. 5. Sampson, Floyd (B). McMurry. 6. Dodri, Dale (G). Colorado A & M. 7. Mathews, Ray (B). Clemson. 8. Minarik, Hank (E). Michigan St. 9. Schweder, John (G). Penn. 10. Salata, Paul (E). So. California. 11. McGitchon, Joe (G). Washington & Lee. 12. Brandt, Jim (B). St. Thomas (Minn.). 13. Szabo, Bill (T). Bucknell. 14. Miserany, Mike (G). Alabama. 15. Webb, Clay (B). Kentucky. 16. Oberg, Lambert (C). Trinity (Conn.). 17. Gheilmann, Ted (T). William & Mary. 18. Field, Pat (B). Georgia. 19. Pavlikowski, Bill (B). Boston University. 20. Donnelly, Tom (T). Holy Cross. 21. Cheatham, Ernie (T). Loyola (Cal.). 22. Hendley, Dick (B). Clemson. 23. Minor, Joe (E). John Carroll. 24. Alois, Art (C). San Francisco. 25. Calvin, Tommy (B). Alabama. 26. Pearman, Bill (G). Tennessee. 27. Radcliffe, Bob (B). Wisconsin. 28. Hansen, Howie (B). UCLA. 29. Smith, Fred (E). Tulsa. 30. Grubbe, John (E). Tennessee.

1950

1. Chandois, Lynn (B). Michigan St. 2. Stautner, Ernie (T). Boston College. 3. Hughes, George (G). William & Mary. 4. Choice to Chicago Bears. 5. Allen, Lou (T). Duke. 6. Mattson, Ed (B). Trinity (Texas). 7. Smith, Truett (B). Mississippi St. & Wyoming. 8. Rogel, Fran (B). Penn St. 9. Drien, Max (T). Tulane. 10. Choice to Chicago Cards. 11. Williams, Charley (E). Sam Houston St. 12. Choice to Chicago Cards. 13. Norton, Negley (T). Penn St. 14. Kynes, Jim (C). Florida. 15. Russell, Harry (B). San Jose St. 16. Barkouskie, Bernie (G). Pittsburgh. 17. Bodine, Al (B). Georgia. 18. Powell, Kenneth (E). No. Carolina. 19. Gaul, Frank (T). Notre Dame. 20. DeNola, Mike (B). Scranton. 21. Tomlinson, Dick (G). Kansas. 22. Burak, Stan (B). George Washington. 23. Kersulis, Walt (E). Illinois. 24. Weaver, John (G). Miami (Fla.). 25. Numbers, Bob (C). Lehigh. 26. Vaccaro, Nick (B). Florida. 27. Kreiser, Elmer (E). Bloomsburg St. 28. Diehl, Jerry (B). Idaho. 29. DePasqua, Carl (B). Pittsburgh. 30. Hudak, Ed (T). Notre Dame.

1949

1. Gage, Bobby (B). Clemson. 2. Davis, Harper (B). Mississippi St. 3. Walsh, Bill (G). Notre Dame. 4. Gen. Joe (B). Georgia. 5. Long, Bill (E). Oklahoma A & M. 6. Brightwell, Doug (C). TCU. 7. Talanco, Bill (B). Penn. 8. Brown, George (G). TCU. 9. Breenan, Tom (T). Boston College. 10. Hood, Bob (E). Alabama. 11. Sanders, Al (C). Mississippi Southern. 12. Finks, Jimmy (B). Tulsa. 13. Walston, R. F. (G). No. Texas St. 14. Moon, Dave (B). SMU. 15. Sobczak, Ed (E). Michigan. 16. Snell, Dervad (T). Auburn. 17. Kissell, Veto (B). Holy Cross. 18. Shipman, Clint (T). E. Texas St. 19. McBride, Jack (E). Rice. 20. Mann, Ben (G). Mississippi. 21. Jackura, Joe (C). Georgia. 22. Johnson, Lloyd (B). W. Texas St. 23. Owens, Jim (E). Oklahoma. 24. Snowden, Ivan (T). Texas A & M. 25. Golt, Bobby (B). Texas A & M.

1948

1. Edwards, Dan (E). Georgia. 2. Nuzum, Jerry (B). New Mexico A & M. 3. Wozniak, John (G). Alabama. 4. Gasparella, Joe (QB). Notre Dame. 5. Long, Bill (B). Penn. 6. Cooper, Jim (C). No. Texas St. 7. Ryan, Ed (E). St. Marys (Cal.). 8. Deranek, Dick (B). Indiana. 9. Redfield, Paul (T). Colgate. 10. Papach, George (B). Purdue. 11. Finical, Tom (E). Princeton. 12. Lane, Clayton (T). New Hampshire. 13. Mazuca, Dick (G). Canisius. 14. McPeak, Bill (E). Pittsburgh. 15. Mesoline, Frank (B). Scranton. 16. Lane, Tom (T). Muhlenburg. 17. Barabak, Pete (T). Purdue. 18. Fogler, Fred (B). Duke. 19. Snyder, Charley (T). Marshall. 20. Stevens, Tally (E). Utah. 21. Norman, Dike (C). Washington & Lee. 22. Simmons, Floyd (B). Notre Dame. 23. Hausser, Paul (T). Wichita. 24. Ramsay, Bob (B). SMU. 25. Whitlow, Felton (T). No. Texas St. 26. Bowen, Dinky (B). Georgia Tech. 27. Gibron, Abe (G). Purdue. 28. Hilkene, Bruce (T). Michigan. 29. Zuchowski, Ted (T). Toledo. 30. DeMatteo, Tony (B). Pittsburgh.

1947

1. Bechtol, Hub (E), Texas. 2. Mastrangelo, John (G), Notre Dame. 3. Wydo, Frank (T), Cornell. 4. Aschenbrenner, Frank (B), Northwestern. 5. Meeks, Bryant (C), So. Carolina. 6. Shipkey, Jerry (B), UCLA. 7. Vander Clute, Bert (G), Wesleyan. 8. Gibson, Paul (E), No. Carolina St. 9. Medd, Jack (C), Wesleyan. 10. Fitch, Jack (B), No. Carolina. 11. Parseghian, Ara (B), Miami (Ohio). 12. Moore, Bill (T), Penn St. 13. Bruno, Larry (B), Geneva. 14. Jenkins, Ralph (C), Clemson. 15. Nickel, Elbe (E), Cincinnati. 16. Greger, Bill (C), Holy Cross. 17. Mulready, Jerry (B), No. Dakota St. 18. Smith, Warren (T), Kansas Wesleyan. 19. Hamilton, Fred (T), Vanderbilt. 20. Taylor, Fred (E), TCU. 21. Bushmaier, Binks (B), Vanderbilt. 22. Davis, Paul (B), Otterbein. 23. Kalmiar, Tommy (B), Pitt & Nevada. 24. Mohr, Don (E), Baldwin-Wallace. 25. Young, Art (G), Dartmouth. 26. Sazio, Ralph (T), William & Mary. 27. Pitzer, Dick (E), Army. 28. Stalloni, Tom (T), Delaware. 29. DiFrancesca, Vince (G), Northwestern. 30. Lahr, Warren (B), Western Reserve.

1946

1. Blanchard, Doc (B), Army. 2. Clark, George (B), Duke. 3. Rowe, Harmon (B), Baylor & San Francisco. 4. Tepsic, Joe (B), Penn St. 5. Seiferling, Jack (B), Utah St. 6. Woods, Marion (G), Clemson. 7. Reinhardt, Tom (T), Minnesota. 8. Ponsetto, Joe (B), Michigan. 9. Evans, Bob (B), Penn. 10. Bonwell, Mel (B), Central Iowa. 11. Holloway, Doc (G), William & Mary. 12. Owen, Carroll (B), Calatwa. 13. Poppin, George (T), New Mexico. 14. McCain, Bob (E), Mississippi. 15. Tallchief, Tom (T), Oklahoma. 16. Perl, Al (B), Youngstown & Georgia. 17. Lopez, Russ (C), West Virginia. 18. Garrison, Charles (G), Wake Forest. 19. Cloud, Bill (T), Temple. 20. Garbanski, Mike (B), Penn St. 21. Loacario, Charley (C), Lafayette. 22. Johnson, George (T), Pittsburgh. 23. Leithiser, Bill (G), Duke. 24. Adams, Roger (C), Florida. 25. Verkins, Bob (B), Tulsa. 26. Castle, Clarence (B), Mississippi. 27. Marino, Marchi (T), Penn State. 28. Hansen, Boti (E), UCLA. 29. Graves, Larry (T), Newberry. 30. Bruce, Gall (E), Washington.

1945

1. Duhart, Paul (B), Florida. 2. Dugger, Jack (E), Ohio St. 3. Dellastatious, Bill (B), Missouri. 4. Adamas, Roger (C), Florida. 5. Mehlich, Chuck (E), Duquesne. 6. Browning, Greg (E), Denver. 7. Wolak, Mike (B), Duquesne. 8. Hughes, Tom (T), Purdue & Missouri. 9. Pense, Leon (B), Arkansas. 10. Brandau, Art (C), Tennessee. 11. Ball, Ray (B), Holy Cross. 12. Basilone, Frank (B), Duquesne. 13. Monahan, John (E), Dartmouth. 14. Odell, Mel (B), Duquesne. 15. Choice, to Chicago Bears. 16. Ungles, Jim (B), Kansas St. 17. Itzel, John (B), Pittsburgh. 18. Wizbicki, Alex (B), Holy Cross. 19. Landrigan, Jim (T), Holy Cross & Dartmouth. 20. Lilienthal, Bill (T), Villanova. 21. Price, Art (B), Rutgers. 22. Malmberg, Don (B), UCLA. 23. Hartwell, Everette (E), Auburn. 24. Cain, Ed (B), Rice. 25. Carlacconi, Angelo (B), Pittsburgh. 26. Burns, Ed (B), Boston College. 27. Slough, Glen (T), Duke. 28. Marsh, Jim (T), Oklahoma A & M. 29. Grant, Ralph (B), Bucknell. 30. Kondria, John (T), St. Vincent.

1944

1. Podesto, Johnny (B), St. Mary's Cal. 2. Odell, Bob (B), Penn. 3. Gantt, Bob (E), Duke. 4. McCalfray, Art (T), Santa Clara & College of Pacific. 5. Owen, George (G), Wake Forest. 6. Savage, Dan (B), Brown. 7. Freitas, Jess (B), Santa Clara. 8. Titus, George (G), Holy Cross. 9. Stofko, Ed (B), St. Francis. 10. Jansante, Val (E), Duquesne. 11. Buda, Carl (G), Tulsa. 12. Gray, Sam (E), Tulsa. 13. Longacre, Bob (B), William & Mary. 14. Zetty, Les (E), Muhlenberg. 15. Myers, Jim (G), Tennessee. 16. Gottlieb, Joe (B), Duquesne. 17. Davis, Hugh (B), Michigan St. 18. Sullivan, Bill (E), Villanova. 19. Woodside, Jimmy (C), Temple. 20. Miller, Bill (B), Penn. 21. Lawson, Bob (E), Holy Cross. 22. Caver, Hank (B), Presbyterian. 23. Carter, Paul (T), Michigan St. 24. Holben, Dick (T), Muhlenberg. 25. Tippee, Howard (B), Iowa St. 26. Malmberg, Charley (T), Rice. 27. Ashbaugh, Russ (B), Notre Dame. 28. Petroski, Pat (G), Miami (Fla.). 29. Tosti, Joe (E), Scranton. 30. Seelinger, Len (B), Wisconsin.

1943

1. Daley, Bill (B), Minnesota. 2. Russell, Jack (E), Baylor. 3. Connolly, Harry (B), Boston College. 4. Sossamon, Lou (C), So. Carolina. 5. Ratto, Al (C), St. Mary's (Cal.). 6. Curry, Ray (E), St. Mary's (Cal.). 7. Murphy, Ed (E), Holy Cross. 8. Dwelle, Dick (B), Rice. 9. Wukits, Al (C), Duquesne. 10. Repko, Joe (T), Boston College. 11. Boltrek, Pete (T), No. Carolina St. 12. Shiekman, Mor (G), Penn. 13. Crain, Milt (B), Baylor. 14. Kielbasa, Max (B), Duquesne. 15. Skonch, Nick (G), Cincinnati. 16. Field, Jackie (B), Texas. 17. Bucek, Felix (G), Texas A & M. 18. Welsh, Johnny (B), Penn. 19. Compagno, Tony (B), St. Mary's (Cal.). 20. Zapalac, Willie (B), Texas A & M. 21. Bain, George (T), Oregon St. 22. Wynne, Clay (T), Arkansas. 23. Cibulas, Joe (T), Duquesne. 24. Yarnbrick, Bill (C), Western Michigan. 25. Freeman, Jack (G), Texas. 26. Goode, Joe (B), Duquesne. 27. Durshan, Jack (T), Pittsburgh. 28. Lobpries, Fritz (G), Texas. 29. Jones, Art (B), Haverford. 30. Ruman, Bob (B), Arizona.

1942

1. Dudley, Bill (B), Virginia. 2. Martin, Vern (B), Texas. 3. Casanega, Ken (B), Santa Clara. 4. Kutner, Mal (E), Texas. 5. Sandig, Curt (B), St. Mary's (Tex.). 6. Greene, Charley (T), Tulsa. 7. Butler, Johnny (B), Tennessee. 8. Spendlove, Floyd (T), Utah. 9. Chase, Rayburn (B), Missouri. 10. Steele, Ernie (B), Washington. 11. Wood, Thornley (B), Columbia. 12. Roach, Bill (E), TCU. 13. Holt, Wayne (G), Tulsa. 14. Mosher, Clure (C), Louisville. 15. Law, Hubbard (B), Sam Houston. 16. Tomasic, Andy (B), Temple.

1. Dudley, Bill (B), Virginia. 2. Martin, Vern (B), Texas. 3. Casanega, Ken (B), Santa Clara. 4. Kutner, Mal (E), Texas. 5. Sandig, Curt (B), St. Mary's (Tex.). 6. Greene, Charley (T), Tulsa. 7. Butler, Johnny (B), Tennessee. 8. Spendlove, Floyd (T), Utah. 9. Chase, Rayburn (B), Missouri. 10. Steele, Ernie (B), Washington. 11. Wood, Thornley (B), Columbia. 12. Roach, Bill (E), TCU. 13. Holt, Wayne (G), Tulsa. 14. Mosher, Clure (C), Louisville. 15. Law, Hubbard (B), Sam Houston. 16. Tomasic, Andy (B), Temple. 17. Chamberlain, Garth (T), Brigham Young. 18. Rokisky, John (E), Duquesne. 19. Jenkins, Ray (B), Colorado. 20. Kapriva, Frank (G), Wake Forest.

1941

1. Gladchuk, Chel (C), Boston College. 2. Knolla, Johnny (B), Creighton. 3. Ringgold, Jim (B), Wake Forest. 4. Sears, Vic (T), Oregon St. 5. Suffridge, Bob (G), Tennessee. 6. Robert, Jim (C), Marshall. 7. Elrod, Ervin (E), Mississippi St. 8. Fritz, Ralph (G), Michigan. 9. Uremovich, Emil (T), Indiana. 10. Severin, Paul (E), No. Carolina. 11. Cotton, Russ (B), Texas Mines. 12. Gorfie, J. W. (G), LSU. 13. Ebner, John (T), Kentucky. 14. McAfee, Wes (B), Duke. 15. Fox, Terry (B), Miami (Fla.). 16. Cornwall, Bill (T), Furman. 17. Kerr, George (G), Boston College. 18. Bjorklund, Bob (E), Minnesota. 19. Castiglia, Jim (B), Georgetown. 20. Landsberg, Mort (B), Cornell.

1940

1. Eakin, Kay (B), Arkansas. 2. Wenzel, Ralph (E), Tulane. 3. Kick, George (B), Bucknell. 4. Ivy, Frank (E), Oklahoma. 5. Golf, Clark (T), Florida. 6. Bykowski, Frank (G), Purdue. 7. Cignetti, Pete (B), Boston College. 8. Nery, Carl (G), Duquesne. 9. Borsseau, Dick (T), Washington & Lee. 10. Shu, Paul (B), VMI. 11. Cox, Cary (C), Alabama. 12. Pirro, Rocco (B), Catholic. 13. Noppenberg, John (B), Miami (Fla.). 14. Stublar, Nick (T), Santa Clara. 15. McCarthy, Ray (B), Santa Clara. 16. Gajecki, Leon (C), Penn St. 17. Sullivan, Mike (E), No. Carolina St. 18. Daly, Seaton (T), Gonzaga. 19. Harvey, Trud (T), Notre Dame. 20. Katzenstein, Marvin (T), Colorado Mines.

1939

1. Choice to Chicago Bears. 2. Choice to Brooklyn. 3. Patterson, Bill (B), Baylor. 4. McCullough, Hugh (B), Oklahoma. 5. Wheeler, Ernie (B), No. Dakota St. 6. Boyd, Sam (E), Baylor. 7. Palumbo, Eddie (B), Detroit. 8. Nelson, Ole (E), Michigan St. 9. Petro, Steve (G), Pittsburgh. 10. Lee, Jack (B), Carnegie Tech. 11. Tomasetti, Lou (B), Bucknell. 12. Cochran, Denny (B), St. Louis. 13. Hoffman, Fabian (E), Pittsburgh. 14. Clary, Ed (B), So. Carolina. 15. Tosi, John (C), Niagara. 16. Lezouski, Al (G), Pittsburgh. 17. Longhi, Ed (C), Notre Dame. 18. Shrik, Dave (E), Kansas. 19. Peters, Frank (E), Washington. 20. Sheldrake, Tom (E), Washington.

1938

1. White, Byron (B), Colorado. 1-a. Filchok, Frankie (B), Indiana. 2. Choice to New York. 2-a. Choice to Detroit. 3. Midler, Lou (T), Minnesota. 4. Plutukis, George (E), Duquesne. 5. King, Ray (E), Minnesota. 6. Burnette, Tom (B), No. Carolina. 7. McDonough, Paul (E), Utah. 8. McCarty, Pat (C), Notre Dame. 9. Choice to Cleveland. 10. Choice to Chicago Cards.

1937

1. Basrak, Mike (C), Duquesne. 2. Finley, Bob (B), SMU. 3. Breeden, Bill (E), Oklahoma. 4. Hewes, Bo (B), Oklahoma. 5. Frye, Jack (B), Missouri. 6. Roach, Walt (E), TCU. 7. Haines, Byron (E), Washington. 8. Kordick, Marty (G), St. Mary's (Cal.) 9. Patanelli, Malt (E), Michigan. 10. Nevers, Stan (T), Kentucky.

1936

1. Shakespeare, Bill (B), Notre Dame. 2. Barnum, Len (B), West Virginia Wesleyan. 3. Grayson, Bobby (B), Stanford. 4. Spain, Truman (T), SMU. 5. Sandefur, Wayne (B), Purdue. 6. Orr, Maurice (T), SMU. 7. Peters, Marty (E), SMU. 8. Karpowich, Ed (T), Catholic. 9. Meglen, Joe (B), Georgetown.

(Note: overall identifies the number of the Steelers' first round selection)

STEELERS OFFENSIVE & DEFENSIVE RANKINGS BY YARDS (Since 1970 AFL-NFL Merger)

Year	OFFENSE			DEFENSE		
	Total	Rush	Pass	Total	Rush	Pass
1994	13	1	23	2	7	3
1993	7	6	13	3	3	15
1992	9	4	21	13	17†	8
1991	20	17	18	22	11	26
1990	22	13	25	1	11	1
1989	28	18	28	19	19†	16
1988	15	6	21	28	14	27
1987	25	5	28	13	4	23
1986	20	7	24	18	15	18
1985	13	13	13	6	12	2
1984	8	6†	15	5	4	15
1983	22	4	27	3	7	5
1982	8	8	17	17	1	23
1981	11	5	13	22	8	26
1980	6	15	6	12	7	22
1979	1	2	2	2	4	10
1978	8†	14	12	3	2	12
1977	4	7	5	7	5	12
1976	9	1	22	1	1	6
1975	7	2	14	4	8	4
1974	8	2	21	1	6	1
1973	11	8	15	4	5	5
1972	13	2	22	8	6	10
1971	17	13	14†	18	5	26
1970						

STEELERS AT THREE RIVERS STADIUM YEAR-BY-YEAR (1970-1994)

Year	Pre-Season	Regular Season	Post Season	Overall	Year	Pre-Season	Regular Season	Post Season	Overall
1970	1-0	4-3	—	4-3	1983	0-1	4-4	0-0	4-4
1971	1-1	5-2	—	5-2	1984	1-0	6-2	0-0	6-2
1972	1-0-1	7-0	1-1	8-1	1985	0-1	5-3	—	5-3
1973	2-0	7-1	0-0	7-1	1986	0-1	4-4	—	4-4
1974	2-0	5-2	1-0	6-2	1987	0-1	4-3	—	4-3
1975	1-1	6-1	2-0	8-1	1988	1-0	4-4	—	4-4
1976	1-1	6-1	0-0	6-1	1989	0-1	4-4	0-0	4-4
1977	2-0	6-1	0-0	6-1	1990	1-0	6-2	—	6-2
1978	1-0	7-1	2-0	9-1	1991	1-0	5-3	—	5-3
1979	1-0	8-0	2-0	10-0	1992	1-1	7-1	0-1	7-2
1980	0-1	6-2	—	6-2	1993	1-1	6-2	0-0	6-2
1981	1-0	5-3	—	5-3	1994	1-1	7-1	1-1	8-2
1982	2-0	4-0	0-1	4-1					
Totals					23-12-1	138-50	9-5	147-55	
					(65%)	(73%)	(64%)	(73%)	

STEELERS ALL-TIME ROSTER—1933-1994

A

Abercrombie, Walter [RB], Baylor	1982-87
Adamchik, Ed [T], Pitt	1967
Adams, Bob [TE], Pacific	1969-71
Adams, Paul [C], Morehead Teachers	1947
Agajanian, Ben [K], New Mexico	1945
Alban, Dick [E], Northwestern	1956-59
Alberghini, Tom [G], Holy Cross	1945
Albrecht, Art [C/OT], Wisconsin	1942
Alderton, John [E], Maryland	1953
Allen, Chuck [LB], Washington	1970-71
Allen, Dwane [LB], Santa Ana	1965
Allen, Jim [DB], UCLA	1974-77
Allen, Lou [T], Duke	1950-51
Alley, Don [WR], Adams State	1969
Alston, Lyneal [WR], Southern Mississippi	1987
Andabaker, Rudy [G], Pitt	1952, 54
Anderson, Anthony [RB], Temple	1979
Anderson, Art [T], Idaho	1963
Anderson, Chet [E], Minnesota	1967
Anderson, Fred [DE], Prairie View A&M	1978
Anderson, Gary [K], Syracuse	1982-94
Anderson, Jesse [TE], Miss. State	1992
Anderson, Larry [DB], Louisiana Tech	1978-81
Anderson, Melvin [WR], Minnesota	1987
Anderson, Ralph [DB], W. Texas St.	1971-72
Apke, Steve [LB], Pitt	1987
Arndt, Al [G], South Dakota State	1935
Arndt, Dick [T], Idaho	1967-70
Arnold, David [CB], Michigan	1989
Arnold, Jay [QB], Texas	1941
Artman, Corwan [T], Stanford	1933
Asbury, Willie [B], Kent State	1966-68
Askson, Burt [DE], Texas Southern	1971
Atkinson, Frank [T], Stanford	1963
August, Steve [OT], Tulsa	1984
Augusterfer, Gene [B], Catholic U.	1935
Austin, Ocie [DB], Utah State	1970-71
Avery, Steve [FB], Northern Michigan	1994
Aydelette, Buddy [OT/C], Alabama	1987

B

Badar, Rich [QB], North Carolina	1967
Bahr, Matt [K], Penn State	1979-80
Baker, Conway [T], Centenary	1944**
Baker, Ed [E], Washington State	1953
Baker, John [E], N. Carolina College	1963-67
Baldacci, Lou [B], Michigan	1956
Ballman, Gary [B], Michigan State	1962-66
Balog, Bob [C], Denver	1949-50
Banaszak, John [DE/OT], E. Michigan	1975-81
Bankston, Warren [RB], Tulane	1969-72
Barbolak, Pete [T], Purdue	1949
Barnes, Reggie [LB], Oklahoma	1993
Barnett, Tom [B], Purdue	1959-60
Barry, Fred [DB], Boston College	1970
Bartaanen, Jim [C], Michigan	1938

Bartlett, Earl [B], Centre	1939
Basrak, Mike [C], Duquesne	1937-38
Bassi, Dick [G], Santa Clara	1941
Beams, Byron [T], Notre Dame	1959-60
Beasley, Tom [DE/DT], Virginia Tech	1978-83
Beatty, Charles [DB], N. Texas St.	1969-72
Beatty, Ed [C], Mississippi	1957-61
Becker, Wayland [E], Marquette	1939
Behning, Mark [OT], Nebraska	1986
Bell, Myron [S], Michigan State	1994
Bell, Richard [RB], Nebraska	1990
Bell, Theo [WR], Arizona	1976, 78-80
Bentley, Albert [RB], Miami (Fla.)	1992
Bernet, Ed [E], SMU	1955
Best, Greg [S], Kansas State	1983
Bettis, Tom [LB], Purdue	1962
Billock, Frank [G], St. Mary's of Minn.	1937
Bingham, Craig [LB], Syracuse	1982-84, 87
Binotto, John [B], Duquesne	1942
Bishop, Don [B], Los Angeles Col.	1958-59
Bivins, Charles [B], Morris Brown	1967
Blackledge, Todd [QB], Penn State	1988-89
Blankenship, Brian [G], Nebraska	1987-91
Blankenship, Greg [LB], Cal. St. (Hay.)	1976
Bleier, Rocky [RB], Notre Dame	1968, 1970-80
Blount, Mel [CB], Southern	1970-83
Bohannon, Fred [S/CB], Mass. Val. St.	1982
Bolkovac, Nick [T], Pitt	1953-54
Bond, Randall [QB], Washington	1939
Bonelli, Ernie [B], Pitt	1946
Bono, Steve [QB], UCLA	1987-88
Booth, Clarence [B], SMU	1944**
Boures, Emil [C/G], Pitt	1982-86
Bova, Tony [E], St. Francis	1942, 43*, 44**, 45-47
Bowman, Bill [B], William & Mary	1957
Boyd, Sam [E], Baylor	1939-40
Boyle, Jim [OT], Tulane	1987-88
Boyle, Shorty [E]	1934
Bradley, Ed [LB], Wake Forest	1972-75
Bradshaw, Charles [T], Baylor	1961-66
Bradshaw, Jim [B], Chattanooga	1963-67
Bradshaw, Terry [QB], La. Tech	1970-83
Brady, Jeff [LB], Kentucky	1991
Brady, Pat [B], Nevada	1952-54
Brandau, Art [C], Tennessee	1945-46
Brandt, Jim [B], St. Thomas	1952-54
Bray, Maurice [T], SMU	1935-36
Breedlove, Rod [LB], Maryland	1965-68
Breedon, Bill [B], Oklahoma	1937
Breen, Gene [LB], Virginia Tech	1965-66
Brett, Ed [E], Washington State	1936-37
Brewster, Pete [E], Purdue	1959-60
Brister, Bobby [QB], Northeast La.	1986-92
Britt, Jessie [WR], North Carolina A&T	1986
Britt, Ralph [TE], North Carolina State	1987

STEELERS ALL-TIME HEAD COACHES

Coach (Years)	Overall Record
Austin, Bill (1966-68)	11-28-3 (.298)
Bach, Joe (1935-36, 52-53)	21-27-0 (.438)
Bell, Bert (1941)	0-2-0 (.000)
Cowher, Bill (1992-94)	33-19 (.635)
DiMelo, Luby (1934)	2-10-0 (.167)
Donelli, Aldo (1941)	0-5-0 (.000)
Douds, Forrest (1933)	3-6-2 (.364)
Kiesling, Walter (1939-40, 41-44*, 54-56)	30-55-5 (.361)
Leonard, Jim (1945)	2-8-0 (.200)
McNally, Johnny "Blood" (1937-39)	6-19-0 (.240)
Michelsen, Johnny (1948-51)	20-26-2 (.438)
Nixon, Mike (1965)	2-12-0 (.143)
Noll, Chuck (1969-1991)	209-156-1 (.572)
Parker, Raymond (1957-64)	51-48-6 (.514)
Sutherland, Jock (1946-47)	13-10-1 (.563)

* Kiesling was co-head coach with Greasy Neale in 1943 (Phil Pitt.) and with Phil Handler in 1944 (Card-Pitt.)

Broussard, Fed [C], Texas A & M	1955
Brovelli, Angelo [QB], St. Mary's (Cal.)	1933-34
Brown, Chad [LB], Colorado	1993-94
Brown, Chris [CB/S], Notre Dame	1984-85
Brown, Dave [DB], Michigan	1975
Brown, Ed [QB], San Francisco	1962-65
Brown, John [T], Syracuse	1967-72
Brown, Larry [TE/OT], Kansas	1971-84
Brown, Tom [E], William & Mary	1942
Brown, William [QB], Texas Tech	1945
Browning, Greg [E], Denver	1947
Bruder, Henry [QB], Northwestern	1940
Brumbaugh, Boyd [B], Duquesne	1939-41
Brumfield, Jim [RB], Ind. St. (Ind.)	1971
Brundage, Dewey [E], Brigham Young	1954
Bruney, Fred [B], Ohio State	1956-57
Bruno, John [P], Penn State	1987
Bryant, Hubie [WR], Minnesota	1970
Bucek, Felix [G], Texas A & M	1946
Buckner, Brentson [DE], Clemson	1994
Buda, Carl [G], Tulsa	1945
Bukich, Rudy [QB], Southern Cal.	1960-61
Bulger, Chester [T], Auburn	1944**
Bullocks, Amos [B], Southern Illinois	1966
Burleson, John [G], SMU	1933
Burnett, Len [DB], Oregon	1961
Burnette, Tom [B], North Carolina	1938
Burrell, John [E], Rice	1962-64
Butler, Bill [DB/KR], Chattanooga	1961
Butler, Jack [B], St. Bonaventure	1951-59

Butler, Jim [B], Edward Waters	1965-67
Butler, John [B], Tennessee	1943-44
Bykowski, Frank [G], Purdue	1940

C

Cabrelli, Larry [E], Colgate	1943*
Calcagni, Ralph [T], Pennsylvania	1947
Caliguire, Dean [G/C], Pittsburgh	1991-92
Call, John [B], Colgate	1959
Calland, Lee [DB], Louisville	1969-72
Calloway, Chris [WR], Michigan	1990-91
Calvin, Tom [B], Alabama	1952-54
Cameron, Paul [B], UCLA	1954
Campbell, Bob [RB], Penn State	1969
Campbell, Don [T], Carnegie Tech	1939-41
Campbell, Glenn [E], Emporia State	1935
Campbell, John [LB], Minnesota	1965-69
Campbell, Leon [B], Arkansas	1955
Campbell, Ray [LB], Marquette	1958-60
Campbell, Russ [TE], Kansas State	1992
Campbell, Scott [QB], Purdue	1984-86
Canale, Rocco [G], Boston College	1943*
Capers, Wayne [WR], Kansas	1983-84
Capp, Dick [E], Boston College	1968
Cara, Dom [E], N. Carolina State	1937-38
Cardwell, Joe [T], Duke	1937-38
Carpenter, Preston [E], Arkansas	1960-63
Carr, Gregg [LB], Auburn	1985-88
Carter, Rodney [RB], Purdue	1987-89
Cash, Keith [TE], Texas	1991
Casper, Charles [QB], TCU	1935

ALL-TIME ASSISTANT COACHES

April, Bobby	1994
Bach, Joe	1935-36
Ball, Herman	1955
Blackledge, Ron	1982-91
Brazil, Dave	1989-91
Bridgers, John	1969
Butler, Jack	1961-63
Capers, Dorn	1992-94
Carson, Bud	1972-77
Cherundolo, Charles	1948-57, 61
Coley, Max	1969-71
Craft, Russ	1956
Davis, Robert	1951
DePasqua, Carl	1968
DiMancheff, Boris	1958-59
Dorais, Gus	1952
Doran, Jim	1964-65
Dotsch, Rollie	1978-81
Dudley, Bill	1956
Dungy, Tony	1981-88
Erhardt, Ron	1992-94
Evans, Walt	1982-88
Fletcher, Tom	1966-68
Fitzgerald, Dennis	1982-88
Fox, John	1989-91
Fry, Bob	1969-73
Furness, Steve	1992-93
Gilmer, Harry	1957-60
Greene, Joe	1987-91
Guy, John	1992-93
Hackett, Walter	1969-70
Handler, Phil	*1944
Harrison, Bob	1992-93
Hetterle, Ernie	1965
Heinrich, Don	1966-68
Henry, Jack	1990-91
Hoak, Dick	1972-94
Hodgson, Pat	1992-94
Hughes, Jed	1984-88
Hunter, Hal	1985-88
Jones, Edgar	1953
Keane, Tom	1965
Kiesling, Walt	*1938-39, 41, 49-54, 57-61
Kolb, Jon	1982-91
Kuharich, Joe	1946
Layne, Bobby	1964-65
LeBeau, Dick	1992-94
Leonard, Jim	1942

Lewis, Art	1960-61
Lewis, Marvin	1992-94
McGraw, Thurman	1958-61
McLaughlin, Leon	1966-68
McPeak, Bill	1956-58
Meyers, Bill	1984
Michelosen, John	1946-47
Mitchell, John	1994
Moore, Tom	1977-89
McNally, Johnny "Blood"	1936
Neale, Greasy	*1943
Nixon, Mike	1961-65
Ormiston, Ken	1948-50
Painter, Dwain	1988-91
Parilli, Babe	1971-73
Patrick, Frank	1948
Perles, George	1972-81
Perry, Lowell	1957
Plasman, Dick	1958-61
Radakovich, Dan	1971, 74-77
Ramsey, Buster	1962-64
Reese, Cad	1934-36
Riecke, Lou	1970-79
Ronzani, Gene	1954
Rooker, Harvey	1948
Rooney, J.P.	1934-35
Rust, Rod	1989
Skladany, Joseph	1947
Skorich, Nick	1955-57
Snyder, Bob	1955
Sortet, Wilbur	1940
Souchak, Frank	1946
Spezzaferro, John	1976
Stautner, Ernie	1963-64
Stephenson, Kent	1992-94
Stewart, George	1989-91
Stille, Ken	1959-63
Sumner, Charley	1969-72
Taylor, Hugh	1966-68
Taylor, Lionel	1970-76
Torgeson, LaVerne	1962-68
Uram, Paul	1972-81
Valesente, Bob	1990-91
Walls, Will	1962-63
Walker, Dick	1978-81
Walton, Frank	1947
Walton, Joe	1990-91
Widenhofer, Woody	1973-83
Wray, Lud	1945

*Kiesling and Neale were co-head coaches of Phil-Pitt in 1943.

Kiesling and Handler were co-head coaches of Card-Pitt in 1944.

Catano, Mark [DE/DT], Valdosta State 1984-85
 Cenci, John [C], Pitt 1956
 Chamberlain, Garth [G], Brig. Young 1945
 Chandnois, Lynn [B], Mich. State 1950-56
 Cheatham, Ernest [T], Loyola 1954
 Cherry, Edgar [B], Hardin-Simmons 1939
 Cherundolo, Chuck [C], Penn State 1941-42, 45-48
 Christy, Dick [B], N. Carolina State 1958
 Cibulas, Joe [T], Duquesne 1945
 Ciccone, Ben [C], Duquesne 1934-35
 Cichowski, Gene [B], Indiana 1957
 Cifelli, Gus [T], Notre Dame 1954
 Cifers, Bob [OB], Tennessee 1947-48
 Clack, Jim [C/G], Wake Forest 1971-77
 Clark, Jim [B], Pitt 1933-34
 Clark, Mike [K], Texas A & M 1964-67
 Clark, Reggie [LB], North Carolina 1994
 Clark, Spark [RB], Akron 1987
 Clayton, Harvey [CB], Florida State 1983-86
 Clement, Henry [E], North Carolina 1961
 Clement, John [B], SMU 1946-48*
 Cline, Jackie [OE], Alabama 1987
 Clinkscales, Joey [WR], Tennessee 1987-88
 Cobb, Marvin [DB], Southern Cal. 1980
 Cole, Robin [LB], New Mexico 1977-87
 Cole, Terry [B], Indiana 1970
 Collier, Mike [RB], Morgan State 1975
 Collier, Reggie [OB], So. Mississippi 1987
 Colquitt, Craig [P], Tennessee 1978-81, 83-84
 Compagno, Tony [B], St. Mary's of Calif. 1946-48
 Compton, Dick [E], McMurry 1967-68
 Condit, Merlyn [B], Carnegie Tech 1940, 46
 Conn, Dick [OB], Georgia 1974
 Connelly, Mike [C], Utah State 1968
 Conti, Enio [G], Bucknell 1943*
 Coomer, Joe [T], Austin 1941, 45-46
 Cooper, Adrian [TE], Oklahoma 1991-93
 Cooper, Sam [T], Geneva 1933
 Cordileone, Lou [G], Clemson 1962-63
 Corley, Anthony [RB], Nevada-Reno 1984
 Coronado, Bob [E], Pacific 1961
 Cotton, Russell [B], Texas Mines 1942
 Courson, Steve [G], South Carolina 1978-83
 Cousino, Brad [LB], Miami (O.) 1977
 Craft, Russ [B], Alabama 1954
 Cregar, William [G], Holy Cross 1947-48
 Crennel, Carl [LB], W. Va. 1970
 Critchfield, Larry [G], Grove City 1933
 Croft, Winfield [G], Utah 1936
 Cropper, Marshall [E], Maryland 1967-69
 Cunningham, Bennie [TE], Clemson 1976-85
 Currvan, Don [E], Boston College 1944**
 Curry, Roy [B], Jackson State 1963
 Cuthbert, Randy [RB], Duke 1993-94

D

Daigle, Anthony [RB], Fresno State 1994
 Dailey, Ted [E], Pitt 1933
 Daniel, Willie [B], Miss. State 1961-66
 Davenport, Charles [WR], N. C. State 1932-94
 Davidson, Bill [B], Temple 1937-39
 Davidson, Kenny [OE], Louisiana State 1990-93
 Davis, Art [B], Mississippi State 1956
 Davis, Charlie [DT], TCU 1974
 Davis, Dave [WR], Tennessee State 1973
 Davis, Henry [LB], Grambling 1970-73
 Davis, Lorenzo [WR], Youngstown State 1990
 Davis, Paul [QB], Otterbein 1947-48
 Davis, Robert [E], Penn State 1946-50
 Davis, Russell [RB], Michigan 1980-83
 Davis, Sam [G], Allen 1967-79
 Davis, Steve [RB], Delaware State 1972-74
 Dawkins, Tommy [DE], Appalachian State 1987
 Dawson, Dermontti [G/C], Kentucky 1988-94
 Dawson, Len [OB], Purdue 1957-59
 DeCarbo, Nick [G], Duquesne 1933
 DeCarlo, Art [B], Georgia 1953
 Deloplane, Jack [RB], Salem (W. Va.) 1976-79
 Demko, George [T], Appalachian St 1961
 Dempsey, John [T], Bucknell 1934
 DePascal, Carmine [E], Wichita 1945
 DePaul, Henry [G], Duquesne 1945
 Derby, Dean [B], Washington 1957-61
 Dess, Darrell [G], N. Carolina State 1958
 Dial, Buddy [E], Rice 1959-63

Dickey, Charlie [G], Arizona 1987
 Dicus, Chuck [WR], Arkansas 1973
 Didio, Mark [WR], Connecticut 1992
 Dirden, Johnnie [WR], Sam Houston St 1981
 Dockery, John [DB], Harvard 1972-73
 Dodril, Dale [G], Colorado A & M 1951-59
 Dodson, Les [B], Mississippi 1941
 Doehring, John [B] 1935
 Dolly, Dick [E], West Virginia 1941-45
 Doloway, Cliff [E], Carnegie Tech 1935
 Donelli, Allan [B], Duquesne 1941-42
 Donnalley, Rick [C-G], North Carolina 1982-83
 Dornbrook, Thom [G-C], Kentucky 1979
 Douds, Forrest [T], W & J 1933-35
 Dougherty, Bob [LB], Kentucky 1958
 Douglas, Bob [B], Kansas State 1938
 Doyle, Dick [B], Ohio State 1955
 Doyle, Ted [T], Nebraska 1938-42, 43*, 44**
 Drulis, Al [B], Temple 1947
 Druschel, Rick [G-OT], No. Car. St 1974
 Dudley, Bill [B], Virginia 1942, 45-46
 Dugan, Len [C], Wichita 1939
 Duggan, Gil [T], Oklahoma 1944**
 Duhart, Paul [B], Florida 1945
 Dunaway, Craig [TE], Michigan 1983
 Dungy, Tony [DB], Minnesota 1977-78
 Dunn, Gary [DT-NT], Miami (Fla.) 1977-87
 Dutton, Bill [B], Pitt 1946

E

Eaton, Vic [QB], Missouri 1955
 Echols, Terry [LB], Marshall 1984
 Edwards, Dave [S], Illinois 1985-87
 Edwards, Glen [DB], Florida A & M 1971-77
 Elder, Donnie [CB], Memphis State 1986
 Elliott, Jim [K], Presbyterian 1967
 Ellstrom, Marv [B], Oklahoma 1935
 Elter, Leo [B], Duq. and Villa 1953-54, 58-59
 Engebretsen, Paul [G], Northwestern 1933
 Engles, Rick [P], Tulsa 1977
 Erenberg, Rich [RB], Colgate 1984-86
 Evans, Donald [DE], Kentucky 1990-93
 Evans, Jon [E], Oklahoma A & M 1958
 Evans, Ray [OB], Kansas 1948
 Everett, Thomas [FS], Baylor 1987-91

F

Farrar, Venice [B], N. Carolina State 1938-39
 Farrell, Ed [B], Muhlenberg 1938
 Farroh, Shipley [GB], Iowa 1938
 Faumui, Taase [DL], Hawaii 1994
 Feher, Nick [G], Georgia 1955
 Feniello, Garry [G], Wake Forest 1947
 Ferguson, Bob [B], Ohio State 1962-63
 Ferry, Lou [T], Villanova 1952-55
 Fife, Ralph [C], Pitt 1946
 Figures, Deon [CB], Colorado 1993-94
 Fike, Dan [OL], Florida 1993
 Filchock, Frank [QB], Indiana 1938
 Finks, Jim [OB], Tulsa 1949-55
 Finn, Mike [OT], Ark.-Pine Bluff 1993
 Fisher, Doug [LB], San Diego State 1969-70
 Fisher, Everett [B], Santa Clara 1940
 Fisher, Ray [T], Eastern Illinois 1959
 Fiske, Max [B], DePaul 1936-39
 Flanagan, Dick [G], Ohio State 1953-55
 Foggie, Fred [CB], Minnesota 1994
 Folkins, Lee [E], Washington 1965
 Foltz, Vernon [C], St. Vincent 1945
 Ford, Darryl [LB], New Mexico State 1992
 Ford, Henry [B], Pitt 1956
 Ford, Moses [WR], Fayetteville State 1987
 Foruria, John [B], Idaho 1967-68
 Foster, Barry [RB], Arkansas 1990-94
 Fournet, Sid [G], LSU 1957
 Francis, Sam [B], Nebraska 1939
 Frank, Joe [T], Georgetown 1943*
 Freeman, Lorenzo [NT/DT], Pitt 1987-90
 French, Ernest [S], Alabama A&M 1982
 Frketch, Len [T], Penn State 1945
 Fugler, Dick [T], Tulane 1952
 Fullerton, Ed [B], Maryland 1953
 Fuqua, John [B], Morgan State 1970-76
 Furness, Steve [OT], Rhode Island 1972-80

G

Gage, Bob [B], Clemson 1949-50
 Gagner, Larry [G], Florida 1966-69
 Gammon, Kendall [OL], Pittsburg State 1992-94

Kalina, Dave [WR], Miami (Fla.)	1970	Lewis, Frank [WR], Grambling	1971-77
Kallis, Todd [G], Arizona State	1994	Lewis, Joe [T], Compton Junior	1958-60
Kapele, John [T], Brigham Young	1960-62	Liddick, Dave [T], George Washington	1957
Kaplan, Phil [G], Miami (Fla.)	1947	Lind, Mike [B], Notre Dame	1965-66
Karcis, John [B], Carnegie Tech	1936-38	Lipps, Louis [WR/KR], So. Mississippi	1984-91
Karets, Joe [J]		Lipscomb, Gene [T]	1961-62
Karpowich, Ed [T], Catholic U.	1936-39	Little, David [LB], Florida	1981-92
Karras, Ted [T], Indiana	1958-59	Littlefield, Carl [B], Wash. State	1939
Kase, George [G], Duquesne	1939	Lloyd, Greg [LB], Fort Valley State	1988-94
Kavel, George [B], Carnegie Tech	1934	Lockett, Charles [WR], Long Beach St.	1987-88
Keating, Tom [DT], Michigan	1973	Logan, Charles [E], Northwestern	1964
Keith, Craig [TE], Lenoir-Rhyne	1993-94	Long, Bill [E], Oklahoma A & M	1949-50
Kelley, Jim [E], Notre Dame	1964	Long, Terry [G], East Carolina	1984-91
Kellum, Marv [LB], Wichita State	1974-76	Longnecker, Ken [T], Lebanon Val.	1960
Kelsch, Mose [B], Christian	1933-34	Looney, Don [E], TCU	1941-42
Kemp, Jack [QB], Occidental	1957	Lott, John [C/G], North Texas State	1987
Kemp, Ray [T], Duquesne	1933	Love, Duval [G], UCLA	1992-94
Kenerson, John [G], Kentucky State	1962	Lowther, Russ [B], Detroit	1945
Kerkorian, Gary [QB], Stanford	1952	Lucas, Jeff [DT], West Virginia	1987
Keys, Brady [B], Colorado State	1961-67	Lucente, John [B], W. Virginia	1945
Kichelski, Walt [E], Miami	1940-42, 44**	Luna, Bob [B], Alabama	1959
Kielbasa, Max [B], Duquesne	1946	Lusteg, Booth [K], Connecticut	1968
Kiesling, Walt [G], St. Thomas	1937-38		
Kiick, George [B], Bucknell	1940, 45	M	
Killorin, Pat [C], Syracuse	1966	Mack, Red [B], Notre Dame	1961-63, 65
Kilroy, Frank [T], Temple	1943*	Mack, Rico [LB], Appalachian State	1993
Kimble, Frank [E], West Virginia	1945	Mackrides, Bill [QB], Nevada	1953
King, Phil [B], Vanderbilt	1964	Magac, Mike [G], Missouri	1965-66
Kirchner, Mark [OT], Baylor	1983	Magulick, George [B], St. Francis	1944**
Kirk, Ken [LB], Mississippi	1960	Maher, Francis [B], Toledo	1941
Kirkland, Levon [LB], Clemson	1992-94	Malkovich, Joe [C], Duquesne	1935
Kish, Ben [B], Pitt	1943*	Mallick, Francis [T]	1965
Kissell, Ed [B], Wake Forest	1952-54	Malone, Mark [QB], Arizona State	1980-87
Klapstein, Earl [T], Pacific	1946	Mandich, Jim [TE], Michigan	1978
Klein, Dick [T], Iowa	1961	Mansfield, Ray [C], Washington	1964-76
Klumb, John [E], Washington State	1940	Manske, Edgar [E], Northwestern	1938
Knox, Darryl [LB], UNLV	1987	Maples, Bob [C], Baylor	1971
Kohrs, Bob [LB], Arizona State	1981-85	Maras, Joe [C], Duquesne	1938-40
Kolb, Jon [OT], Oklahoma State	1969-81	Marchi, Basilio [C], NYU	1934
Kolberg, Elmer [E], Oregon State	1941	Marchbroda, Ted [QB], St. Bonaventure & Detroit	1953, 55-56
Kolodziejski, Chris [TE], Wyoming	1984	Marion, Jerry [B], Wyoming	1967
Kondria, John [T], St. Vincent	1945	Marker, Henry [B], W. Virginia	1934
Kortas, Ken [T], Louisville	1965-68	Markland, Jeff [TE], Illinois	1988
Kosanovich, Bronco [C], Penn State	1947	Marotti, Lou [G], Toledo	1944**
Koshlap, Jules [B], Georgetown	1945	Martha, Paul [B], Pitt	1964-69
Kotite, Dick [TE], Wagner	1968	Martin, John [B], Oklahoma	1944
Kottler, Martin [B], Centre	1933	Martin, Vernon [B], Texas	1942, 44**
Kresky, Joe [G], Wisconsin	1935	Masters, Bob [B], Baylor	1939, 43*
Krisher, Bill [G], Oklahoma	1958	Masters, Walt [B], Penn	1944**
Kruczek, Mike [QB], Boston College	1976-79	Mastrangelo, John [G], Notre Dame	1947-48
Krupa, Joe [OT], Purdue	1956-64	Matesic, Ed [B], Pitt	1936
Krutko, Larry [RB], West Virginia	1958-60	Matesic, Joe [T], Arizona State	1954
Kurrasch, Roy [E], UCLA	1948	Mathews, Ray [B], Clemson	1951-59
Kvaternik, Cvonimir [G], Kansas	1934	Mattoli, Fran [G], Pitt	1946
		Matuszak, Marv [LB], Tulsa	1953, 55-56
L		Maxson, Alvin [RB], So. Methodist	1977-78
Lach, Steve [B], Duke	1946-47	May, Ray [LB], Southern Cal.	1967-69
LaCrosse, Dave [LB], Wake Forest	1977	Mayhew, Hayden [G], Tex. Mines	1936-38
Ladygo, Pete [G], Maryland	1952, 54	Mazzanti, Jerry [E], Arkansas	1967
Lajousky, Bill [G], Catholic U.	1936	McAtee, Fred [RB], Mississippi	1994
Lake, Carnell [SS], UCLA	1989-94	McCabe, Richie [B], Pitt	1955, 1957-58
Lamas, Joe [G], Mount St. Mary's	1942	McCaffray, Art [T], Pacific	1946
Lambert, Frank [K], Mississippi	1965-66	McCall, Don [RB], Southern Cal.	1969
Lambert, Jack [LB], Kent State	1974-84	McCarthy, John [B], St. Francis	1944**
Lantz, Montgomery [C], Grove City	1933	McClaren, Jack [E], Bethune-Cookman	1955-60
Lanza, Chuck [C], Notre Dame	1988-89	McClung, Willie [T], Flor. A & M	1955-57
Larose, Dan [T], Missouri	1964	McConnell, Dewey [E], Wyoming	1954
Lassann, Lou [E], Western Maryland	1938	McCullough, Hugh [B], Oklahoma	1939, 43*
Lasse, Dick [LB], Syracuse	1958-59	McDade, Karl [C], Portland	1938
Lattner, John [B], Notre Dame	1954	McDonald, Ed [B], Duquesne	1936
Laux, Ted [B], St. Joseph of Penna.	1943*	McDonough, Coley [QB], Day	1939-41, 44**
Law, Hubbard [C], Sam Houston	1942, 45	McDonough, Paul [E], Utah	1938
Lawrence, Ben [G], Indiana (Pa.)	1987	McFadden, Marv [G], Mich. St.	1953, 56
Layne, Bobby [QB], Texas	1958-62	McGee, Ben [E], Jackson State	1964-72
Lea, Paul [T], Tulane	1951	McGovern, Rob [LB], Holy Cross	1991
Leahy, Bob [QB], Emporia State	1971	McGriff, Tyrone [G], Florida A & M	1980-82
Leahy, Gerald [T], Colorado	1957	McKyer, Tim [CB], Texas-Arlington	1994
Lee, Bernard [B], Villanova	1938	McMakin, John [TE], Clemson	1972-74
Lee, Danzell [TE], Lamar	1987	McNally, Johnny "Blood" [B], St. John of Minnesota	1934, 37-39
Lee, Greg [DB], Arkansas State	1988	McNamara, Ed [T], Holy Cross	1945
Lee, Herman [T], Florida A & M	1957	McPeak, Bill [E], Pitt	1949-57
Lee, John [B], Carnegie Tech	1939	McWilliams, Tom [B], Miss St.	1950
Leftridge, Dick [B], West Virginia	1966	Meadows, Ed [E], Duke	1955
Lemek, Ray [G], Notre Dame	1962-65	Meeks, Bryant [C], S. Carolina	1947-48
Letsinger, Jim [G], Purdue	1933		
Levanti, Lou [G], Illinois	1951-52		
Levey, Jim [B]	1934-36		

Mehelich, Chuck [E], Duquesne	1946-51
Meilinger, Steve [E], Kentucky	1961
Merkovsky, Elmer [T], Pitt	1944** 45-46
Merrilweather, Mike [LB], Pacific	1982-87
Messner, Max [LB], Cincinnati	1964-65
Meyer, Dennis [DB], Arkansas State	1973
Meyer, Ron [QB], S. Dakota State	1966
Michael, Bill [G], Ohio State	1957
Michaels, Ed [G], Villanova	1943*
Michaels, Lou [E], Kentucky	1961-63
Michalik, Art [G], St. Ambrose	1955-56
Middleton, Kelvin [SS], Wichita State	1987
Midler, Lou [G], Minnesota	1939
Miles, Eddie [LB], Minnesota	1990
Miller, Tom [E], Hampden Sydney	1943*
Mills, Ernie [WR], Florida	1991-94
Minarik, Henry [E], Michigan State	1951
Miner, Tom [E], Tulsa	1958
Mingo, Gene [K]	1969-70
Minni, Frank [B], San Jose State	1949
Minter, Michael [DT], North Texas St.	1987
Modzelewski, Dick [T], Maryland	1955
Modzelewski, Ed [B], Maryland	1952
Moegle, Dick [B], Rice	1960
Mormsen, Tony [C], Michigan	1951
Moore, Bill [B], Loyola of New Orleans	1933
Moore, Red [G], Penn State	1947-49
Morales, Gonzales [B], St. Mary's of California	1947-48
Morgan, Bob [B], New Mexico	1967-68
Moriarty, Tom [S], Bowling Green	1980
Morrall, Earl [QB], Mich. State	1957-58
Morris, Byron "Bam" [RB], Texas Tech	1994
Morris, John [B], Oregon	1960
Morse, Steve [RB], Virginia	1985
Moser, Rick [RB], Rhode Island	1978-79, 81-82
Mosher, Clure [C], Louisville	1942
Mosley, Norm [B], Alabama	1948
Moss, Paul [E], Purdue	1933
Motley, Marion [B], Nevada	1955
Mott, Norm [B], Georgia	1934
Mularkey, Mike [TE], Florida	1989-91
Mulleneaux, Lee [C], Northern Arizona	1935-36
Mullins, Gerry [G/OT], Southern Calif.	1971-79
Murley, Dick [T], Purdue	1956
Murray, Earl [G], Purdue	1952
Musulin, George, Pitt	1938

N

Nagler, Gern [E], Santa Clara	1959
Naiota, John [B], St. Francis	1942, 45
Nardi, Dick [B], Ohio State	1939
Nelsen, Bill [QB], Southern Cal.	1963-67
Nelson, Darrell [TE], Memphis State	1984-85
Nelson, Edmund [NT/DE], Auburn	1982-87
Nery, Carl [G], Duquesne	1940-41
Newsome, Harry [P], Wake Forest	1985-89
Niccolai, Armand [T/K], Duquesne	1934-42
Nicholas, Allen [B], Temple	1945
Nicholas, Bob [T], Stanford	1965
Nickel, Elbie [E], Cincinnati	1947-57
Nickerson, Hardy [LB], California	1987-92
Nicksich, George [G], St. Bonaventure	1950
Nisby, John [G], Pacific	1957-61
Nix, Kent [QB], TCU	1967-69
Nixon, Mike [B], Pitt	1935
Nobile, Leo [G], Penn State	1948-49
Nofsinger, Terry [QB], Utah	1961-64
Noppenberg, John [B], Miami	1940-41
Nosich, John [T], Duquesne	1938
Nutter, "Buzz" [C], VPI	1961-64
Nuzum, Jerry [B], New Mex. A & M	1948-51

O

O'Brien, Fran [T], Mich. State	1966-67
O'Brien, John [E], Florida	1954-56
O'Delli, Mel [B], Duquesne	1944** 45
Odom, Henry [RB], So. Carolina St.	1983
O'Donnell, Neil [QB], Maryland	1990-94
Oehler, John [C], Purdue	1933-34
Oelerich, John [B], St. Ambrose	1938
Oldham, Ray [DB], Middle Tennessee St.	1978
Olejniczak, Stan [T], Pitt	1935
Oliver, Clarence [DB], San Diego St.	1969-70
Olsvsky, Jerry [LB], Pittsburgh	1989-94
Olszewski, Al [E], Penn St. & Pitt	1945
O'Malley, Joe [E], Georgia	1955-56
O'Neil, Bob [G], Notre Dame	1956-57

Oniskey, Dick [G], Chattanooga	1955
Oplar, Dave [DE/NT], Penn State	1987
Orr, Jim [E], Georgia	1958-60
Ortmann, Chuck [QB], Michigan	1951
O'Shea, Terry [TE], California (Pa.)	1989-90
Oswald, Paul [C], Kansas	1987
Owens, Darrick [WR], Mississippi	1992

P

Palelei, Si'ulagi [G], Nevada-Las Vegas	1993
Palmer, Tom [T], Wake Forest	1953-54
Papach, George [B], Purdue	1948-49
Parker, Frank [DT], Oklahoma State	1968-69
Paschell, Bill [B]	1940
Pascka, Gordon [G], Minnesota	1943
Pastin, Frank [G], Waynesburg	1942
Patrick, John [B], Penn State	1941, 45-46
Patterson, Bill [QB], Baylor	1940
Pavia, Ralph [G], Dayton	1947
Pavlov, Stenko [G], Idaho	1939-40
Peaks, Clarence [B], Mich. State	1964-65
Pearson, Barry [WR], Northwestern	1972-73
Pearson, Preston [B], Illinois	1970-74
Pense, Leon [QB], Arkansas	1945
Perko, John [G], Duq.	1937-40, 44** 45-47
Perry, Darren [FS], Penn State	1992-94
Perry, Lowell [B], Michigan	1956
Petchel, John [QB], Duquesne	1945
Petersen, Ted [OT/C], E. Illinois	1977-83, 87
Petrella, John [B], Penn State	1945
Piatukas, George [E], Duquesne	1938-41
Pierre, John [E], Pitt	1945
Piliath, Roger [T], Wisconsin	1966
Pine, Ed [LB], Utah	1965
Pinney, Ray [OT/G/C], Washington	1976-78, 80-82, 85-87
Pirro, Rocco [G], Catholic U.	1940-41
Pittman, Mel [C], Hardin-Simmons	1935
Pokorny, Frank [WR], Youngstown St.	1985
Pollard, Frank [RB], Baylor	1980-88
Popovich, John [B], St. Vincent	1944** 45
Postus, Al [B], Villanova	1945
Pottios, Myron [LB], Notre Dame	1961-65
Potts, Bill [B], Villanova	1934
Pough, Ernest [WR], Texas Southern	1976-77
Powell, Tim [E], Northwestern	1966
Powers, John [E], Notre Dame	1962-66
Priatko, Bill [LB], Pitt	1957
Putzier, Rollin [DT], Oregon	1988

Q

Quatse, Jesse [T], Pitt	1933-34
Quick, Jerry [OT/G], Wichita State	1987

R

Raborn, Carroll [C], SMU	1936-37
Rado, Alex [B], New River State	1934-35
Rado, George [G], Duquesne	1935-37
Radosevich, George [C], Pitt	1953
Ragunas, Vince [B], VMI	1949
Rajkovich, Pete [B], Detroit	1934
Randour, Hub, Pitt	1935
Rankin, Walt [B], Texas Tech	1944**
Rasby, Walter [TE], Wake Forest	1994
Raskowski, Leo [T], Ohio State	1933
Rasmussen, Randy [C/G], Minnesota	1984-86
Ravotti, Eric [LB], Penn State	1994
Reavis, Dave [DT], Arkansas	1974-75
Rechichar, Bert [B], Tennessee	1960
Recutt, Ray [E], VMI	1943*
Reeder, Dan [RB], Delaware	1986, 87
Reese, Jerry [DE], Kentucky	1988
Reger, John [LB], Pitt	1955-63
Renfro, Will [G], Memphis State	1960
Repko, Joe [T], Boston College	1946-47
Reutershan, Randy [DB], Pitt	1978
Reynolds, Billy [B], Pitt	1958
Reynolds, Jim [B], Oklahoma A & M	1946
Rhodes, Don [T], W & J	1933
Ribble, Loran [G], Hardin-Simmons	1934-35
Richards, Perry [E], Detroit	1957
Richardson, Huey [LB/DE], Florida	1991
Richmond, Rock [DB], Oregon	1987
Ricketts, Tom [OT], Pittsburgh	1989-91
Rienstra, John [G], Temple	1986-90
Rifle, Dick [B], Albright	1941-42
Riley, Avon [LB], UCLA	1987
Riley, Cameron [DB], Missouri	1987
Rivera, Gabe [DT], Texas Tech	1983

Rizzo, Tony, Duquesne	1938	Simpson, Jack [B], Florida	1961-62
Roberts, John [B], Georgia	1934	Simpson, Tim [G/C], Illinois	1994
Robinson, Ed [LB], Florida	1994	Sims, Darryl [DE], Wisconsin	1985-86
Robinson, Gil [E], Catawba	1933	Sinkovitz, Frank [C], Duke	1947-52
Robinson, Jack [T], N.E. Mo. St.	1938	Sirochnan, George [G], Duquesne	1942
Robnett, Marshall [C], Texas A & M	1944**	Sites, Vince [E], Pitt	1936-37
Rodak, Mike [B], Western Reserve	1942	Skansi, Paul [WR], Washington	1983
Rodgers, John [TE], La. Tech.	1982-84	Skladany, Joe [E], Pitt	1934
Rogel, Fran [B], Penn State	1950-57	Skorich, Nick [G], Cincinnati	1946-48
Rogers, Cullen [B], Texas A & M	1946	Skoronski, Ed [E], Purdue	1935-36
Rorison, Jim [T], Southern Cal	1938	Skulos, Mike [G], W & J	1938
Rosepink, Marty [G], Pitt	1947	Slater, Walt [B], Tennessee	1947
Rostosky, Pete [OT], Connecticut	1984-86	Small, Fred [LB], Washington	1985
Rowley, Bob [LB], Virginia	1963	Smith, Ben [E], Alabama	1934-35
Rowser, John [OB], Michigan	1970-73	Smith, Billy Ray [T], Arkansas	1958-60
Royals, Mark [P], Appalachian State	1992-94	Smith, Bob [B], N. Texas State	1966
Rozelle, Aubrey [LB], Delta State	1957	Smith, Dave [WR], Indiana (Pa.)	1970-72
Rucinski, Ed [E], Indiana	1944**	Smith, Jim [WR], Michigan	1977-82
Ruff, Guy [LB], Syracuse	1982	Smith, Kevin [S], Rhode Island	1991
Ruple, Ernie [T], Arkansas	1968-69	Smith, Laverne [RB], Kansas	1977
Russell, Andy [LB], Missouri	1963, 1966-76	Smith, Ron [OB], Richmond	1966
Ryan, Ed [E], St. Mary's (Cal.)	1948	Smith, Steve [E], Michigan	1966
S		Smith, Stu [OB], Bucknell	1937-38
Sader, Steve [B]	1943*	Smith, Truett [OB],	
Salata, Paul [E], Southern California	1950-51	Wyoming & Mississippi St.	1950-51
Sample, John [B], Maryland St.	1961-62	Smith, Warren [T], Kansas Wes	1948
Samuel, Don [B], Oregon State	1949-50	Snell, Ray [OT], Wisconsin	1984-85
Samuelson, Carl [T], Nebraska	1948-51	Snyder, Bill [G], Ohio U.	1934-35
Sanchez, Lupe [CB/KR], UCLA	1986-88	Sodaski, John [OB], Villanova	1970
Sandberg, Sigurd [T], Iowa Wes.	1935-37	Soleau, Bob [LB], Wm. & Mary	1964
Sandefur, Wayne [B], Purdue	1936-37	Solomon, Ariel [G/OT], Colorado	1991-94
Sanders, Chuck [RB], Slippery Rock	1986-87	Somers, George [T], LaSalle	1941-42
Sanders, John [G], SMU	1940-42	Sorce, Ross [T], Georgetown	1945
Sandig, Curt [B], St. Mary of Tex.	1942	Sortet, Wilbur [E], West Virginia	1933-40
Sandusky, Mike [G], Maryland	1957-65	Souchak, Frank [E], Pitt	1939
Sapp, Theron [B], Georgia	1963-65	Spencer, Todd [RB], So. Cal.	1984-85
Saul, Bill [LB], Penn State	1964, 66-68	Spinks, Jack [G], Alcorn A & M	1952
Saumer, Sylvester [B], St. Olaf	1934	Spizak, Charley [OB], Carn. Tech	1938
Scales, Charles [B], Indiana	1960-61	Staggers, Jon [WR], Missouri	1970-71
Scarbach, Jack [OB], Maryland	1956	Stallworth, John [WR], Alabama A&M	1974-87
Scales, Charles [B], Indiana	1960-61	Stanton, John [B], N. Car. St.	1961
Scherer, Bernard [E], Nebraska	1939	Starret, Ben [B], St. Mary's of Cal.	1941
Schiechl, John [C], Santa Clara	1941-42	Station, Larry [LB], Iowa	1986
Schmidt, John [C], Carnegie Tech	1940	Stautner, Ernie [T], Bost. Col.	1950-63
Schmitz, Bob [LB], Montana St.	1961-66	Steed, Joel [NT], Colorado	1992-94
Schneller, Bob [E], Bowling Green	1961	Steele, Ernie [B], Washington	1943*
Schuelke, Karl [B], Wisconsin	1939	Stehouwer, Ron [B], Colorado State	1960-64
Schultz, Eberle [G], Oregon St.	1941-42	Stenger, Brian [LB], Notre Dame	1969-72
Schwartz, Elmer [B], Wash. St.	1933	Stenn, Paul [T], Villanova	1947
Schweder, John [G], Penn	1951-55	Steward, Denn [B], Ursinus	1943*
Scolnik, Glenn [WR], Indiana	1973	Stock, John [E], Pitt	1956
Scot, Wilbert [LB], Indiana	1961	Stock, Mark [WR], Virginia Military	1989
Scudero, Joe [B], San Francisco	1960	Stofko, Ed [B], St. Francis	1945
Seabaugh, Todd [LB], San Diego St.	1984	Stone, Dwight [WR/RB/KR], Middle	
Seabright, Charles [OB], W. Virginia	1946-50	Tennessee State	1987-94
Seals, Ray [DE], none	1994	Stoudt, Cliff [OB], Youngstown St.	1977-83
Searcy, Leon [OT], Miami (Fla.)	1992-94	Stough, Glen [T], Duke	1945
Sears, Vic [T], Oregon State	1943*	Stowe, Tyronne [LB], Rutgers	1987-90
Sebastian, Mike [B], Pitt	1935	Strand, Eli [G], Iowa State Coll.	1966
Seitz, Warren [TE], Missouri	1986	Strom, Rick [OB], Georgia Tech	1989-93
Sernas, Bernard [B], Duquesne	1944**	Strugar, George [T], Washington	1962
Seward, Dean [B]		Strutt, Art [B], Duquesne	1935-36
Sexton, Brent [OB], Elon	1977	Stryzinski, Dan [P], Indiana	1990-91
Shaffer, George [B], W & J	1933	Strzelczyk, Justin [OT], Maine	1990-94
Shanklin, Ron [WR], N. Tex. St.	1970-74	Stule, Ernie [B]	
Sharp, Rick [T], Washington	1970-71	Suhey, Steve [G], Penn State	1948-49
Sheffield, Chris [CB], Albany State	1986-87	Sulima, George [E], Boston U.	1952-54
Shell, Donnie [SS], So. Carolina St.	1974-87	Sullivan, Frank [C], Loyola (New Or.)	1940
Shelton, Richard [CB], Liberty	1990-93	Sullivan, Robert [B], Holy Cross Iowa	1947
Shepard, Charles [B], N. Tex. St.	1956	Sutherin, Don [B], Ohio State	1959-60
Sheriff, Stan [LB], Cal. Polytech	1954	Sutton, Ricky [DL], Auburn	1993
Sherman, Alex [OB], Brooklyn	1943*	Swain, John [CB], Miami (Fla.)	1985-86
Sherman, Bob [B], Iowa	1964-65	Swann, Lynn [WR], Southern Cal.	1974-82
Shields, Burrell [B], John Carroll	1954	Sweeney, Calvin [WR], Southern Cal.	1980-87
Shiner, Dick [OB], Maryland	1968-69	Sydnor, Willie [WR/KR], Syracuse	1982
Shipkey, Jerry [B], UCLA	1948-52	Szot, Walter [T], Bucknell	1949-50
Shorter, Jim [B], Detroit	1969	T	
Shugarts, Bret [DE], Indiana (Pa.)	1987	Tanguay, Jim [B], NYU	1933
Shurtz, Hubert [T], LSU	1948	Tarasovic, George [E], LSU	1952-53, 56-63
Shy, Don [B], San Diego St.	1967-68	Tatum, Jesse [E], N. Carolina State	1938
Simerson, John [T], Purdue	1958	Taylor, Jim [LB], Baylor	1956
Simien, Tracy [LB], Texas Christian	1989	Taylor, Mike [T], Southern Cal.	1968-69
Simington, Milt [B], Arkansas	1942	Tepe, Lou [C], Duke	1953-55
Simmons, Jerry [WR]		Terry, Nat [CB], Florida State	1978
Bethune-Cookman	1965-66	Tesser, Ray [E], Carnegie Tech	1933-34
Simms, Bob [E], Rutgers	1962	Thigpen, Yancey [WR],	
		Winston-Salem State	1992-94

Thomas, Ben [DE/DT], Auburn 1988
 Thomas, Clendon [B], Oklahoma 1962-68
 Thomas, J.T. [CB/S], Florida St. 1973-77, 79-81
 Thompson, Clarence [B], Minnesota 1937-38
 Thompson, Leroy [RB], Penn State 1991-93
 Thompson, Tommy [QB], Tulsa 1940
 Thompson, Weegie [WR], Florida St. 1984-89
 Thornton, Sidney [RB], Northwestern La. 1977-82
 Thurbon, Bob [B], Pitt 1943*-44**
 Tiller, Morgan [E], Denver 1945
 Tinsley, Sid [B], Clemson 1945
 Titus, George [C], Holy Cross 1946
 Titus, Silas [E], Holy Cross 1945
 Toews, Loren [LB], California 1973-83
 Tomasetti, Lou [B], Bucknell 1939-40
 Tomasic, Andy [B], Temple 1942-46
 Tomczak, Mike [QB], Ohio State 1993-94
 Tomlinson, Dick [G], Kansas 1950-51
 Tommerson, Clarence [B], Wisconsin 1938-39
 Tosi, John [B], Niagara 1939
 Tracy, Tom [B], Tennessee 1958-63
 Trout, Dave [PK], Pitt 1981, 87
 Tsoutsouvas, Lou [C], Stanford 1938
 Tuggle, Anthony [CB/S], Nicholls St. 1985, 87
 Turk, Dan [C], Wisconsin 1985-86
 Turley, John [QB], Ohio Wesleyan 1935-36
 Tyrrell, Tim [RB], Northern Illinois 1989

V

Valentine, Zack [LB], East Carolina 1979-81
 Van Dyke, Bruce [G], Missouri 1967-73
 Varrichione, Frank [T], Notre Dame 1955-60
 Vaughan, John [QB], Ind. St. (Pa.) 1933-34
 Veals, Elton [RB], Tulane 1984
 Veasey, Craig [DL], Houston 1990-91
 Vidoni, Vic [E], Duquesne 1935-36
 Vincent, Shawn [CB], Akron 1991
 Voss, Lloyd [T], Nebraska 1966-71

W

Wade, Bob [DB], Morgan State 1968
 Wade, Tom [QB], Texas 1964-65
 Wager, Clint [E], St. Mary's Minn. 1944**
 Wagner, Mike [S], Western Illinois 1971-80
 Walden, Bob [P], Georgia 1968-77
 Walker, Sammy [CB], Texas Tech 1991-92
 Wallace, Ray [RB], Purdue 1989
 Walsh, Bill [C], Notre Dame 1949-55
 Warren, Buist [B], Tennessee 1945
 Warren, Xavier [DE/DT], Tulsa 1987
 Washington, Anthony [CB], Fresno State 1981-82
 Washington, Clarence [DT], Arkansas AM & N 1969-70
 Washington, Robert [OT], Alcorn State 1987
 Washington, Sam [CB], Miss. Val. St. 1982-85
 Watkins, Tom [B], Iowa State 1968
 Watson, Allen [K], Newport (Wales) 1970
 Watson, Sid [B], Northwestern 1955-57
 Webster, Elnardo [LB], Rutgers 1992
 Webster, George [LB], Michigan State 1972-73
 Webster, Mike [C], Wisconsin 1974-88
 Weed, Thurlow [K], Ohio State 1955
 Weinberg, Henry [G], Duquesne 1934
 Weinstock, Izzy [B], Pitt 1937-38
 Weisenbaugh, Henry [B], Pitt 1935
 Wells, Billy [B], Mich. State 1957
 Wendlick, Joe [E], Oregon State 1941

Wenzel, Ralph [E], Tulane 1942
 Wenzel, Ralph [G], San Diego St. 1966-70
 Westfall, Ed [B], Ohio Wesleyan 1933
 Wetzel, Damon [B], Ohio State 1935
 Wheeler, Ernie [B], N. Dakota State 1939
 Whelan, Tom [B], Catholic U. 1933
 White, Byron [B], Colorado 1938
 White, Dwight [DE], East Texas State 1971-80
 White, Paul [B], Michigan 1947
 Wiehl, Joe [T], Duquesne 1935
 Wilburn, J. R. [WR], S. Carolina 1966-70
 Wilcots, Solomon [S], Colorado 1992
 Wiley, Jack [T], Waynesburg 1946-50
 Wilkerson, Eric [RB/WR], Kent State 1989
 Williams, Albert [LB], UTEP 1987
 Williams, Dave [WR], Washington 1973
 Williams, Don [G], Texas 1941
 Williams, Eric [S], N.C. State 1983-86
 Williams, Erwin [WR], Maryland St. 1969
 Williams, Gerald [NT/DE], Auburn 1986-94
 Williams, Jerrol [LB], Purdue 1989-92
 Williams, Joe [LB], Grambling 1987
 Williams, Joe [B], Ohio State 1939
 Williams, John L. [FB], Florida 1994
 Williams, Ray [CB], Rhode Island 1987
 Williams, Robert [S], Eastern Illinois 1984
 Williams, Sidney [LB], Southern 1969
 Williams, Warren [RB], Miami (Fla.) 1988-92
 Williams, Willie [CB], Western Carolina 1993-94
 Williamson, Fred [B], Northwestern 1960
 Willis, Keith [DE], Northeastern 1982-87, 89-91
 Wilson, Bill [E], Gonzaga 1938
 Wilson, Frank [TE], Rice 1982
 Winfrey, Carl [LB], Wisconsin 1972
 Wingle, Blake [G], UCLA 1983-85
 Winston, Dennis [LB], Arkansas 1977-81, 85-86
 Withycombe, Mike [C], Fresno State 1991
 Wolf, Jim [DE], Prairie View 1974
 Wolfley, Craig [G/OT], Syracuse 1980-89
 Womack, Joe [B], Los Angeles St. 1962
 Woodard, Ken [LB], Tuskegee Institute 1987
 Woodley, David [QB], Louisiana St. 1984-85
 Woodruff, Dwayne [CB], Louisville 1979-85, 87-90
 Woods, Rick [S/CB], Boise State 1982-86
 Woodson, Marv [B], Indiana 1964-69
 Woodson, Rod [DB/KR], Purdue 1987-94
 Worley, Tim [RB], Georgia 1989-91, 93
 Woudenbeg, John [T], Denver 1940-42
 Wren, Lowe [B], Missouri 1960
 Wukits, Al [C], Duquesne 1943*-44*-45
 Wydo, Frank [T], Cornell 1947-51

Y

Young, Al [WR], South Carolina St. 1971-72
 Young, Dick [B], Chattanooga 1957
 Young, Theo [TE], Arkansas 1987
 Younger, Paul [B], Grambling 1958
 Yurchey, John [B], Duquesne 1940


Z

Zaninelli, Silvio [B], Duquesne 1934-37
 Zgonina, Jeff [DL], Purdue 1993-94
 Zimmerman, Leroy [QB], San Jose St. 1943*
 Zombek, Joe [E], Pitt 1954
 Zopetti, Frank [B], Duquesne 1941

*Steelers combined with Philadelphia Eagles

**Steelers combined with Chicago Cardinals

IRON CITY BEER SALUTES THE '94 AFC CENTRAL DIVISION CHAMPS





Finally, a hot car
with a price that
won't burn you.



The All-New 1995 Pontiac Sunfire

Introducing the 1995 Pontiac Sunfire. It has advanced performance in a style that sizzles. The 120 horsepower engine and sport-tuned suspension really cook, but the anti-lock brakes and dual airbags make sure you won't get burned. See it today at your local Pontiac dealer.



GREATER PITTSBURGH
PONTIAC DEALERS

Pontiac...Official car of the Pittsburgh Steelers